



US00D965334S

(12) **United States Design Patent** (10) **Patent No.:** **US D965,334 S**
Czaja (45) **Date of Patent:** **** Oct. 4, 2022**

(54) **SOFA**
(71) Applicant: **Williams-Sonoma, Inc.**, San Francisco, CA (US)
(72) Inventor: **Megan Czaja**, Brooklyn, NY (US)
(73) Assignee: **Williams-Sonoma, Inc.**, San Francisco, CA (US)

D884,380 S 5/2020 Killinger
D887,160 S 6/2020 Killinger
D889,877 S 7/2020 Hale
D890,542 S * 7/2020 Bellini D6/377
D897,128 S 9/2020 Killinger
D899,795 S 10/2020 Hale

(**) Term: **15 Years**

FOREIGN PATENT DOCUMENTS

WO D201905-055 * 7/2019

(21) Appl. No.: **29/762,669**

(22) Filed: **Dec. 17, 2020**

(51) **LOC (13) Cl.** **06-01**

(52) **U.S. Cl.**
USPC **D6/381**

(58) **Field of Classification Search**
USPC D6/334-337, 349, 369, 374, 375, 377, D6/381
CPC A47C 17/00; A47C 17/02; A47C 17/86
See application file for complete search history.

OTHER PUBLICATIONS

Harris Loft Leather Sofa [online], [site visited Mar. 21, 2022]. Available from internet, URL: <<https://www.westelm.com/products/harris-loft-leather-sofa-h10367/?pkey=csofas>> (Year: 2022).*

* cited by examiner

Primary Examiner — Llorellys Martinez
Assistant Examiner — Xavier Marti-Santos
(74) *Attorney, Agent, or Firm* — Cook Alex Ltd.

(57) **CLAIM**

The ornamental design for a sofa, as shown and described.

(56) **References Cited**


U.S. PATENT DOCUMENTS

D525,044 S * 7/2006 Natuzzi D6/381
D577,506 S * 9/2008 Natuzzi D6/381
D583,585 S * 12/2008 Weiss D6/381
D590,165 S * 4/2009 Natuzzi D6/381
D592,882 S * 5/2009 Natuzzi D6/381
D702,957 S * 4/2014 Natuzzi D6/381
D784,715 S * 4/2017 Bougay D6/369
D785,359 S * 5/2017 Massaud D6/381
D807,660 S * 1/2018 Hughes D6/381
D814,207 S * 4/2018 Garrison D6/381
D824,690 S 8/2018 Hale
D883,698 S * 5/2020 Carter D6/381

DESCRIPTION

FIG. 1 is a perspective view of the sofa;
FIG. 2 is a front elevational view thereof;
FIG. 3 is a rear elevational view thereof;
FIG. 4 is a left side elevational view thereof, the right side being a mirror image;
FIG. 5 is a top plan view thereof; and,
FIG. 6 is a bottom plan view thereof.
The broken lines in the figures are for the purpose of illustrating portions of the sofa, which form no part of the claimed design.

1 Claim, 6 Drawing Sheets






FIG. 1

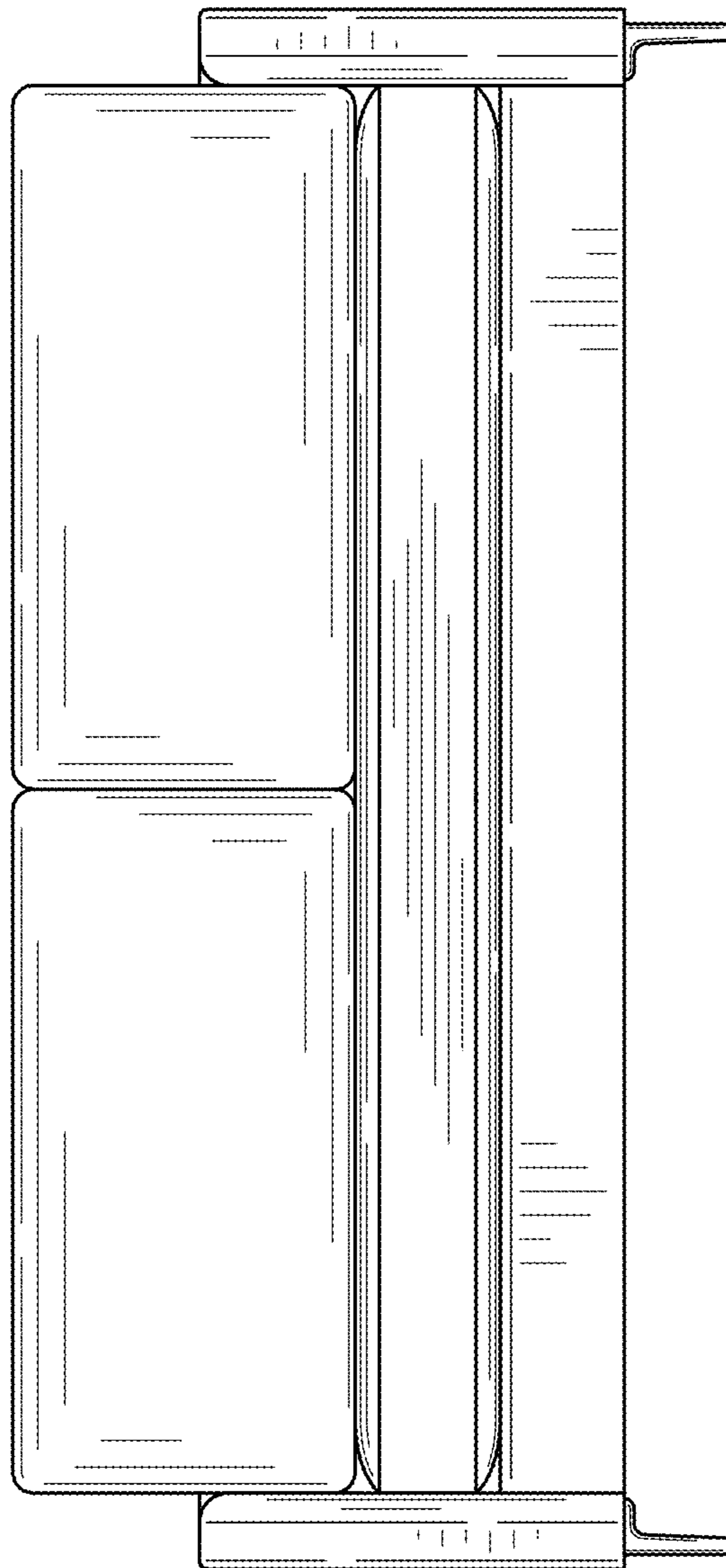


FIG. 2

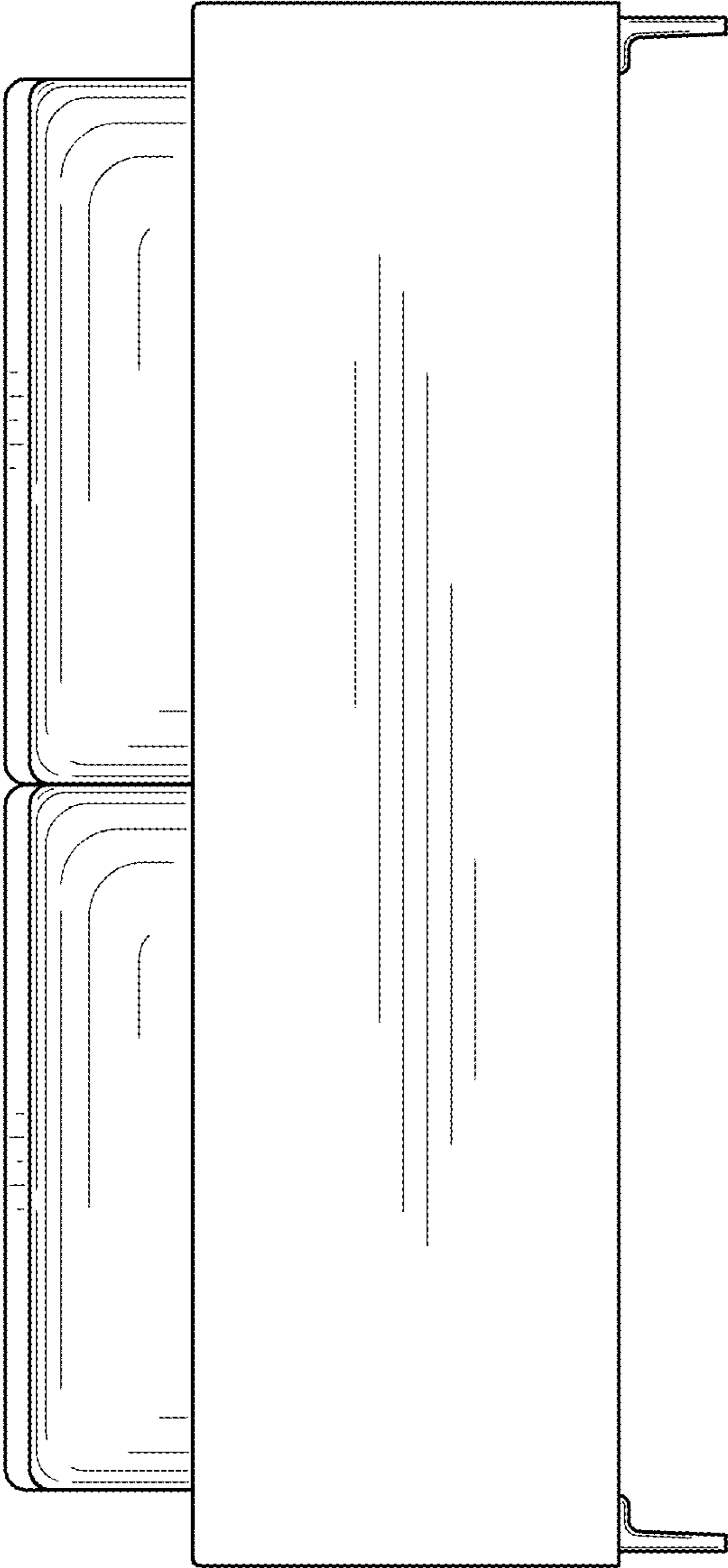


FIG. 3

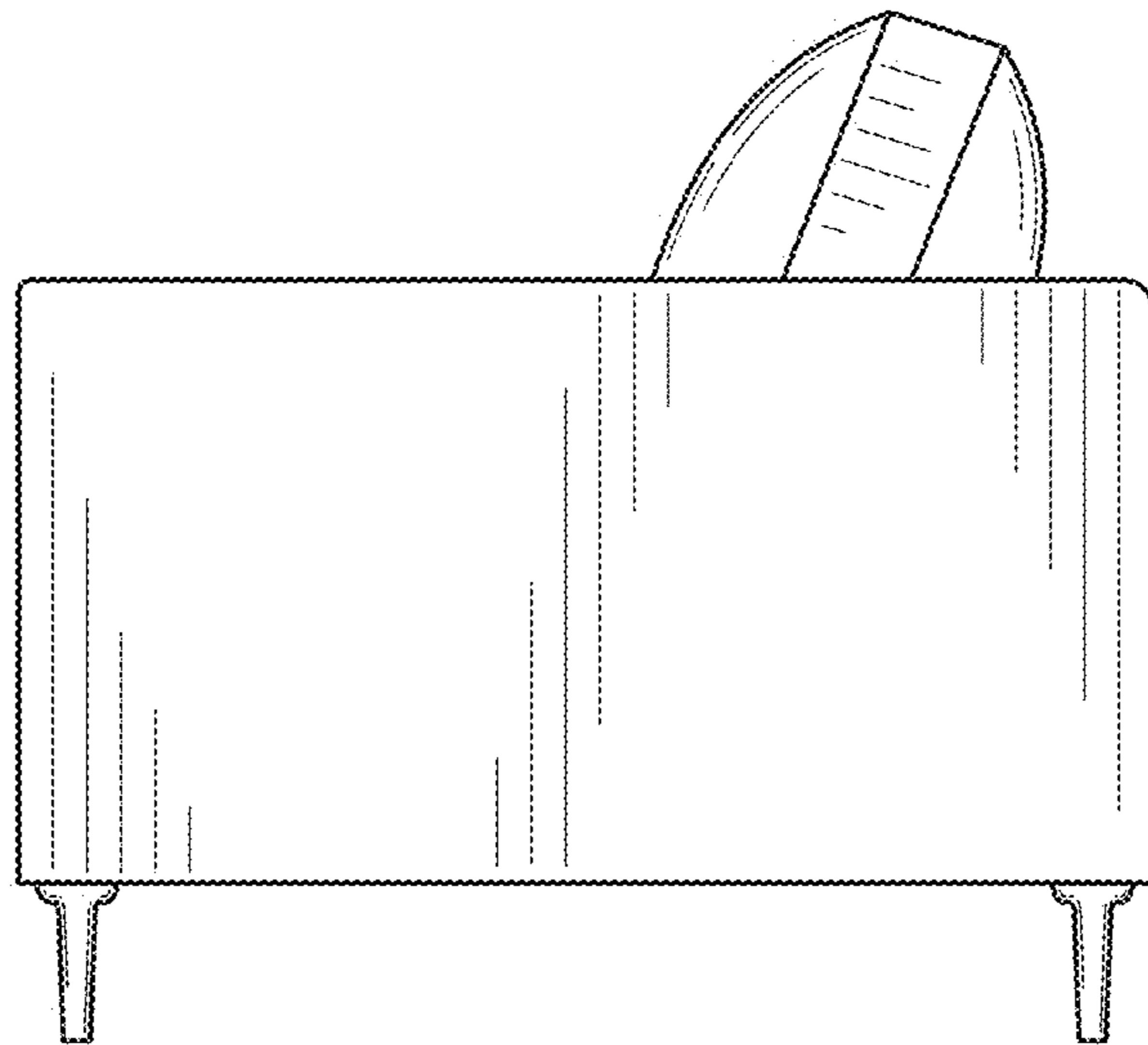


FIG. 4

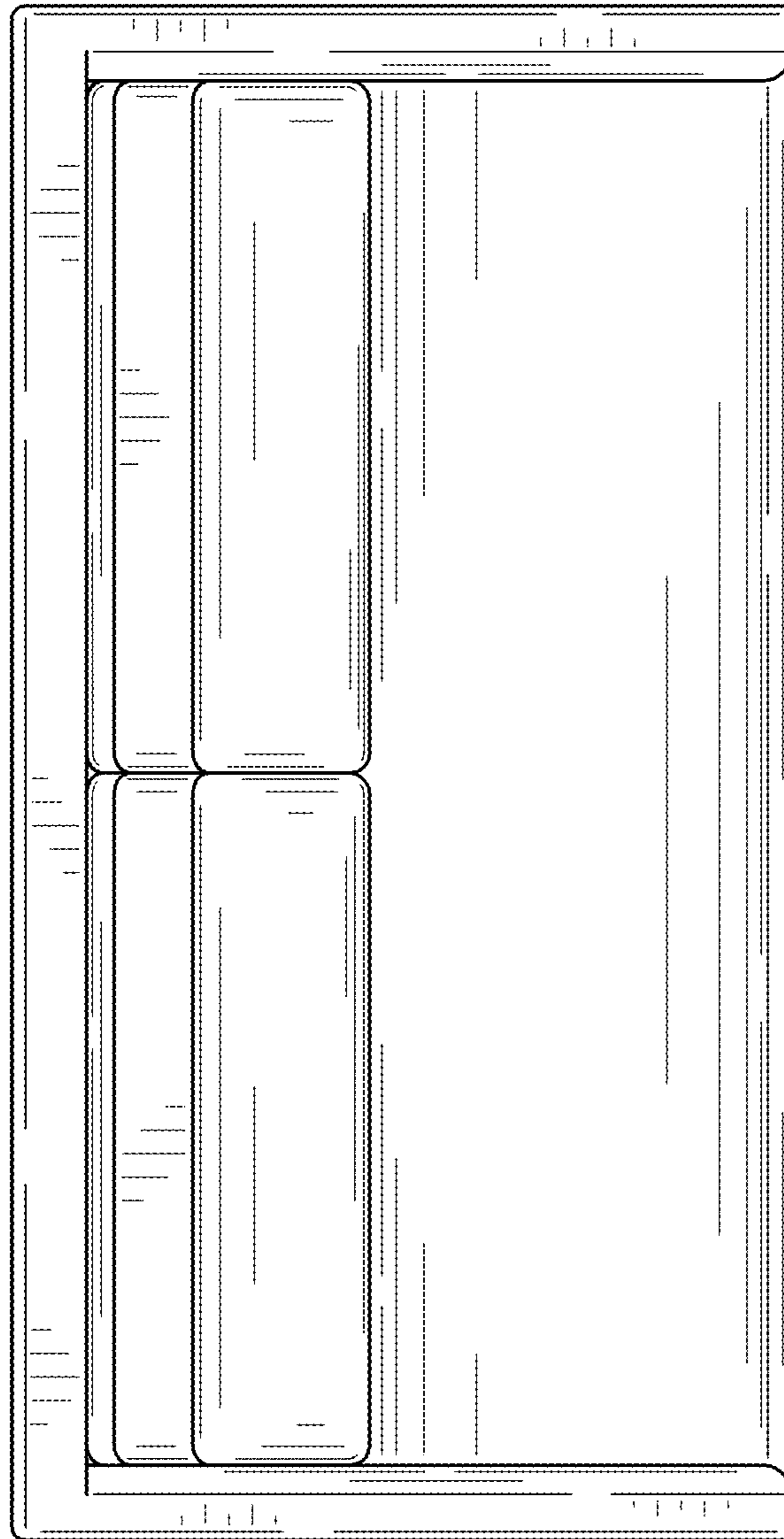


FIG. 5




FIG. 6