

US00D965327S

(12) **United States Design Patent** (10) **Patent No.:** **US D965,327 S**  
**Yang** (45) **Date of Patent:** **\*\* Oct. 4, 2022**

(54) **CHAIR**  
(71) Applicant: **Zhejiang Hengfeng Top Leisure Co., Ltd.**, Wukang Town (CN)  
(72) Inventor: **Baoqing Yang**, HangZhou (CN)  
(73) Assignee: **Zhejiang Hengfeng Top Leisure Co., Ltd.**, Zhejiang (CN)  
(\*\*) Term: **15 Years**  
(21) Appl. No.: **29/751,086**  
(22) Filed: **Sep. 18, 2020**  
(51) **LOC (13) Cl.** ..... **06-01**  
(52) **U.S. Cl.**  
USPC ..... **D6/371**  
(58) **Field of Classification Search**  
USPC ..... D6/367, 371, 381  
CPC ..... A47C 1/02; A47C 1/0355; A47C 1/037;  
A47C 1/12; A47C 16/02; A47C 17/161;  
A47C 7/407; A47C 7/506; A47C 7/5068;  
A47C 7/52; A47C 7/566; A47C 7/68;  
A47C 7/624  
See application file for complete search history.

(56) **References Cited**  
U.S. PATENT DOCUMENTS  
D110,791 S \* 8/1938 Armour ..... D6/336  
D239,900 S \* 5/1976 Long ..... D6/334  
D247,336 S \* 2/1978 Fisher ..... D6/334  
D259,678 S \* 6/1981 Long ..... D6/334  
D261,331 S \* 10/1981 Benz ..... D6/334  
D276,670 S \* 12/1984 Tornero ..... D6/360  
D325,476 S \* 4/1992 Wilson, Jr. .... D6/381  
5,485,979 A \* 1/1996 LaPointe ..... A47C 3/027  
248/346.03  
D372,800 S \* 8/1996 Yamasaki ..... D6/367  
D376,265 S \* 12/1996 Lewis ..... D6/334  
D411,053 S \* 6/1999 Lewis ..... D6/381

5,954,392 A \* 9/1999 Liss ..... A47C 3/027  
297/85 L  
D436,745 S \* 1/2001 Lewis ..... D6/334  
D436,746 S \* 1/2001 Lewis ..... D6/334  
D437,126 S \* 2/2001 Denton ..... D6/334  
D437,133 S \* 2/2001 Yang ..... D6/367  
D442,375 S \* 5/2001 Stammberger ..... D6/335  
D456,621 S \* 5/2002 Antunes ..... D6/334  
D476,491 S \* 7/2003 Lewis ..... D6/334  
D504,025 S \* 4/2005 Ricci ..... D6/334  
D509,074 S \* 9/2005 Westendorf ..... D6/334  
D509,080 S \* 9/2005 Lowman ..... D6/367  
D541,064 S \* 4/2007 Miller ..... D6/367  
D586,138 S \* 2/2009 Potter ..... D6/367  
D613,959 S \* 4/2010 Crockett ..... D6/381  
7,766,293 B2 \* 8/2010 Seidl ..... A47C 7/72  
248/311.2  
8,152,232 B2 \* 4/2012 Colboch ..... A47C 7/62  
74/502

(Continued)

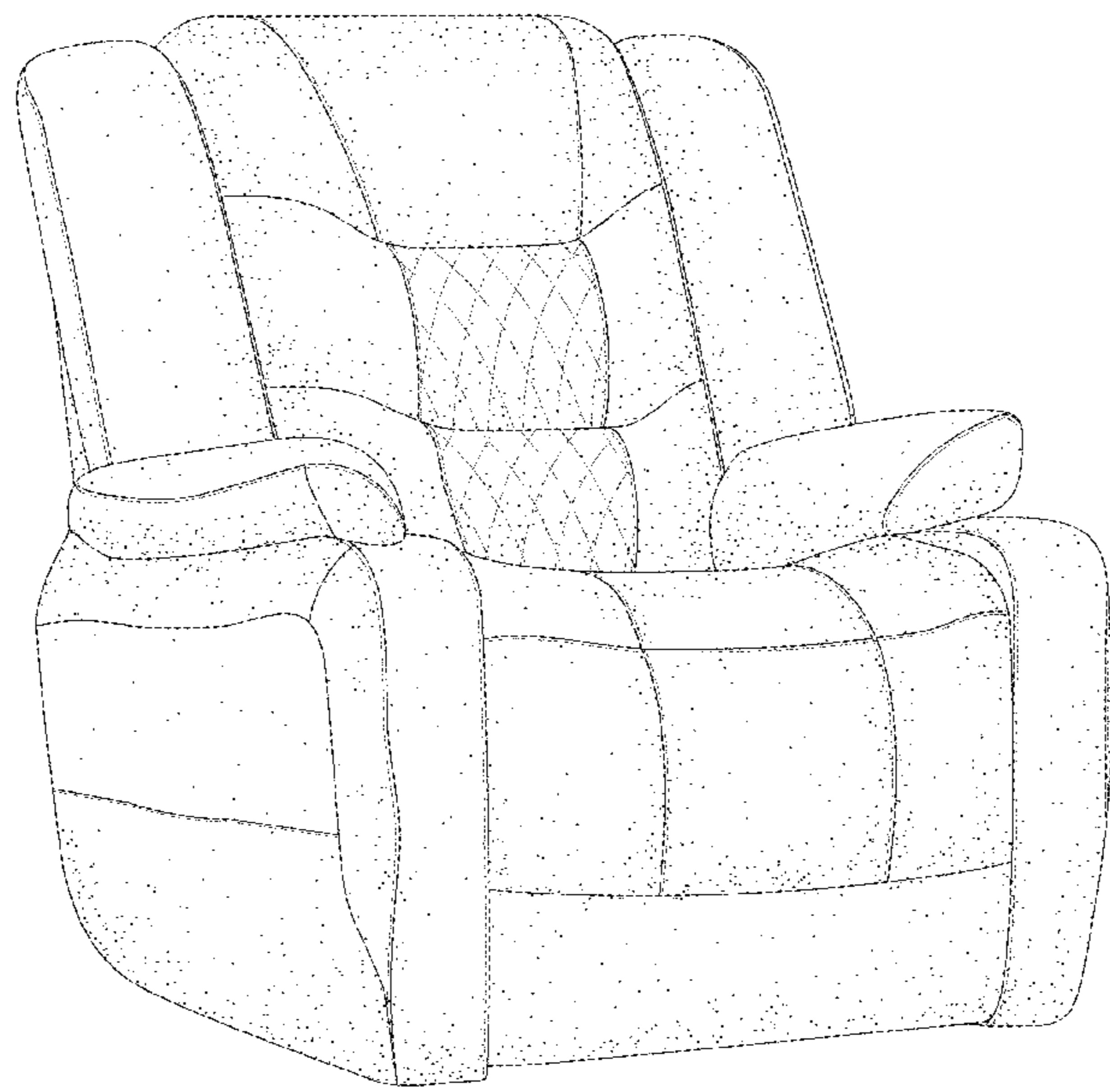
*Primary Examiner* — Paul D Bohannon  
(74) *Attorney, Agent, or Firm* — Thompson Coburn LLP

(57) **CLAIM**  
I claim the ornamental design for a chair, as shown and described.

**DESCRIPTION**

FIG. 1 is a perspective view showing the chair of my new design;  
FIG. 2 is a front view thereof;  
FIG. 3 is a rear view thereof;  
FIG. 4 is a right side view thereof;  
FIG. 5 is a left side view thereof;  
FIG. 6 is a top view thereof; and,  
FIG. 7 is a bottom view thereof.  
The dashed dot dashed lines in FIG. 7 define the bounds of the claim and form no part of the claimed design. The even dashed lines in FIGS. 1-7 show stitching which forms the claimed design.

**1 Claim, 7 Drawing Sheets**



(56)

**References Cited**

U.S. PATENT DOCUMENTS

D661,133 S *	6/2012	Ping .....	D6/365
D716,564 S *	11/2014	Dix .....	D6/334
D716,567 S *	11/2014	George, II .....	D6/334
D760,504 S *	7/2016	Dix .....	D6/334
D824,684 S *	8/2018	Dix .....	D6/371
D824,685 S *	8/2018	Dix .....	D6/371
D851,953 S *	6/2019	Shen .....	D6/367
D852,529 S *	7/2019	Shen .....	D6/367
D853,139 S *	7/2019	Shen .....	D6/367

\* cited by examiner

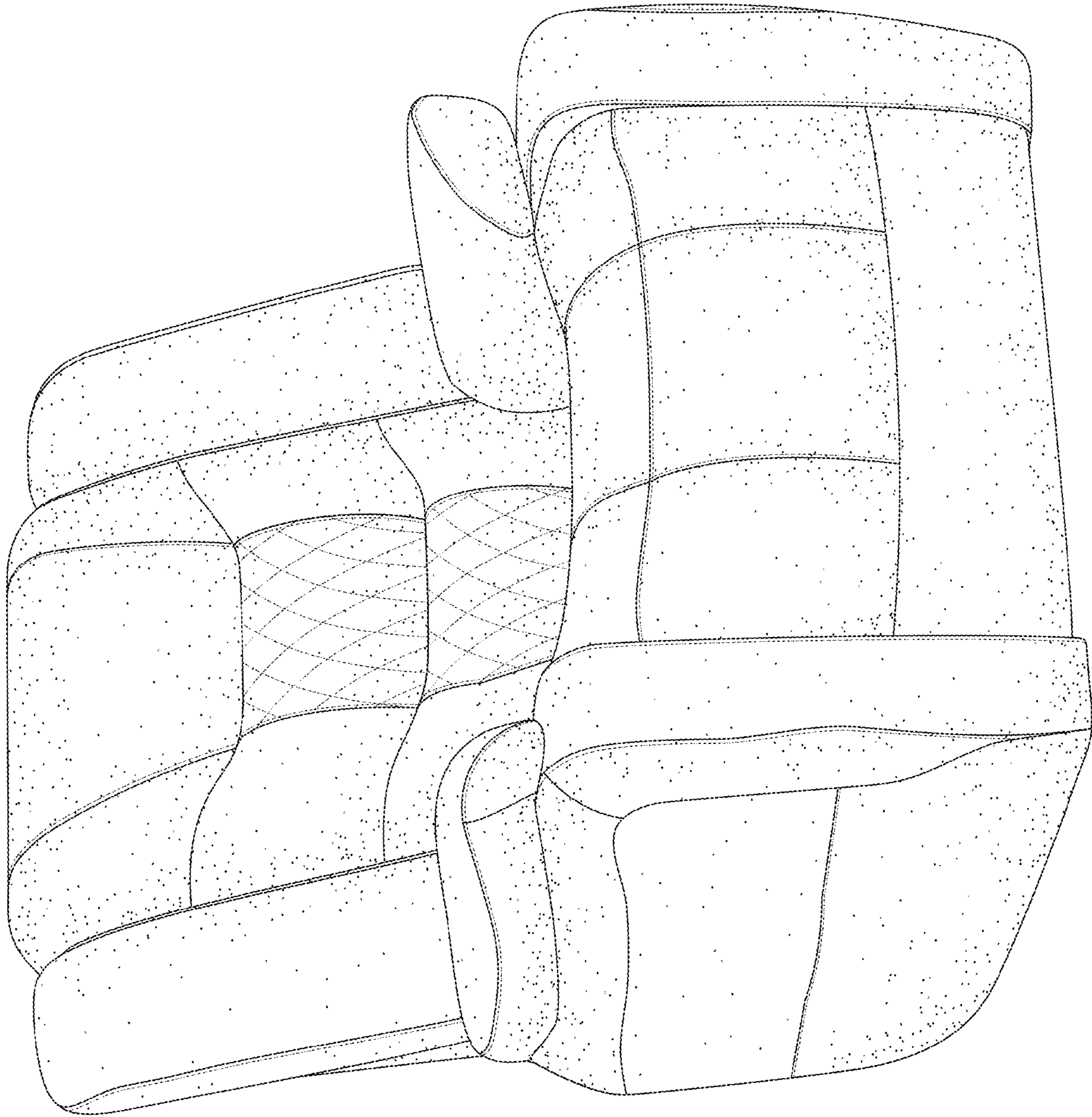


Fig. 1

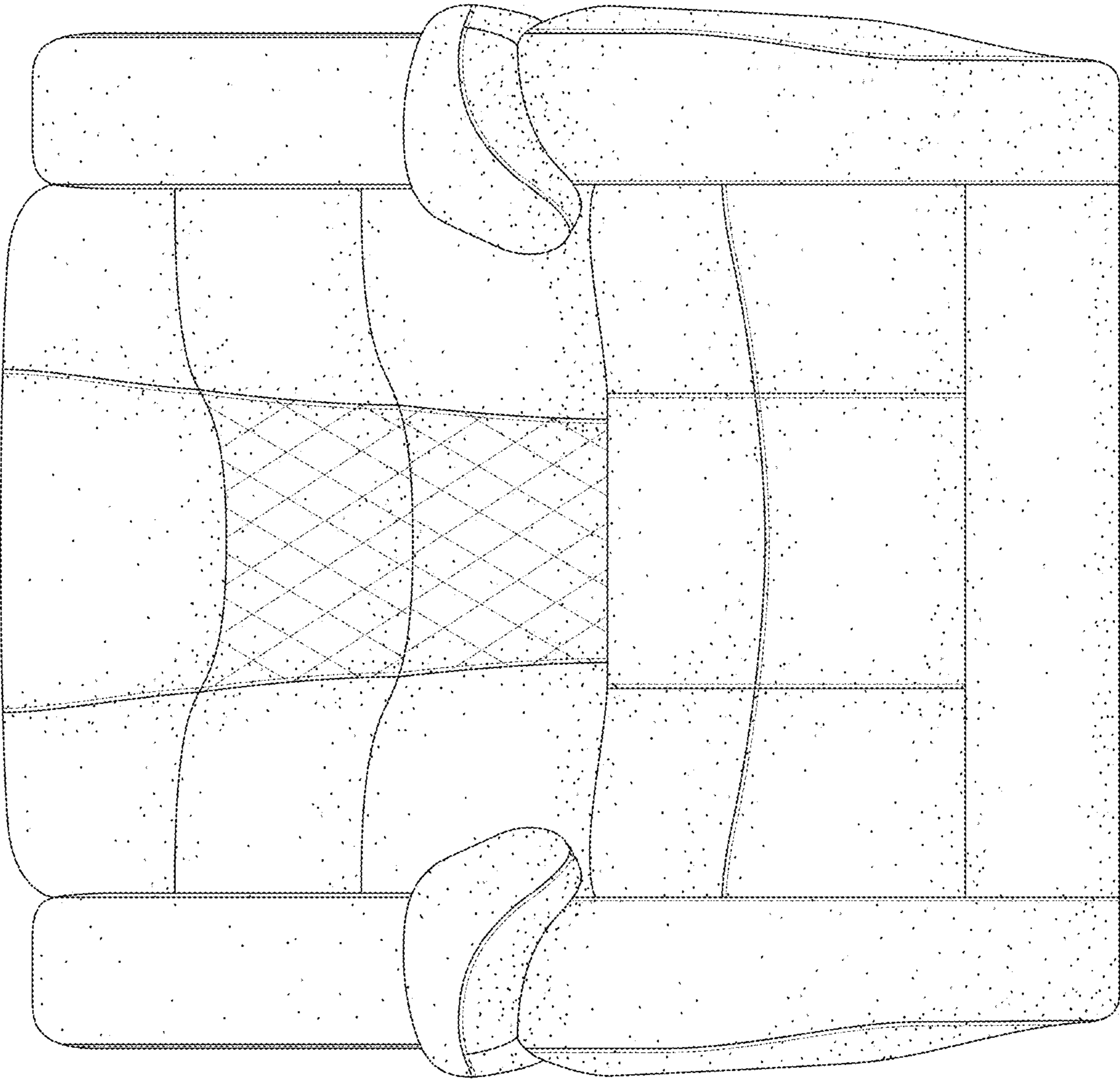


Fig. 2

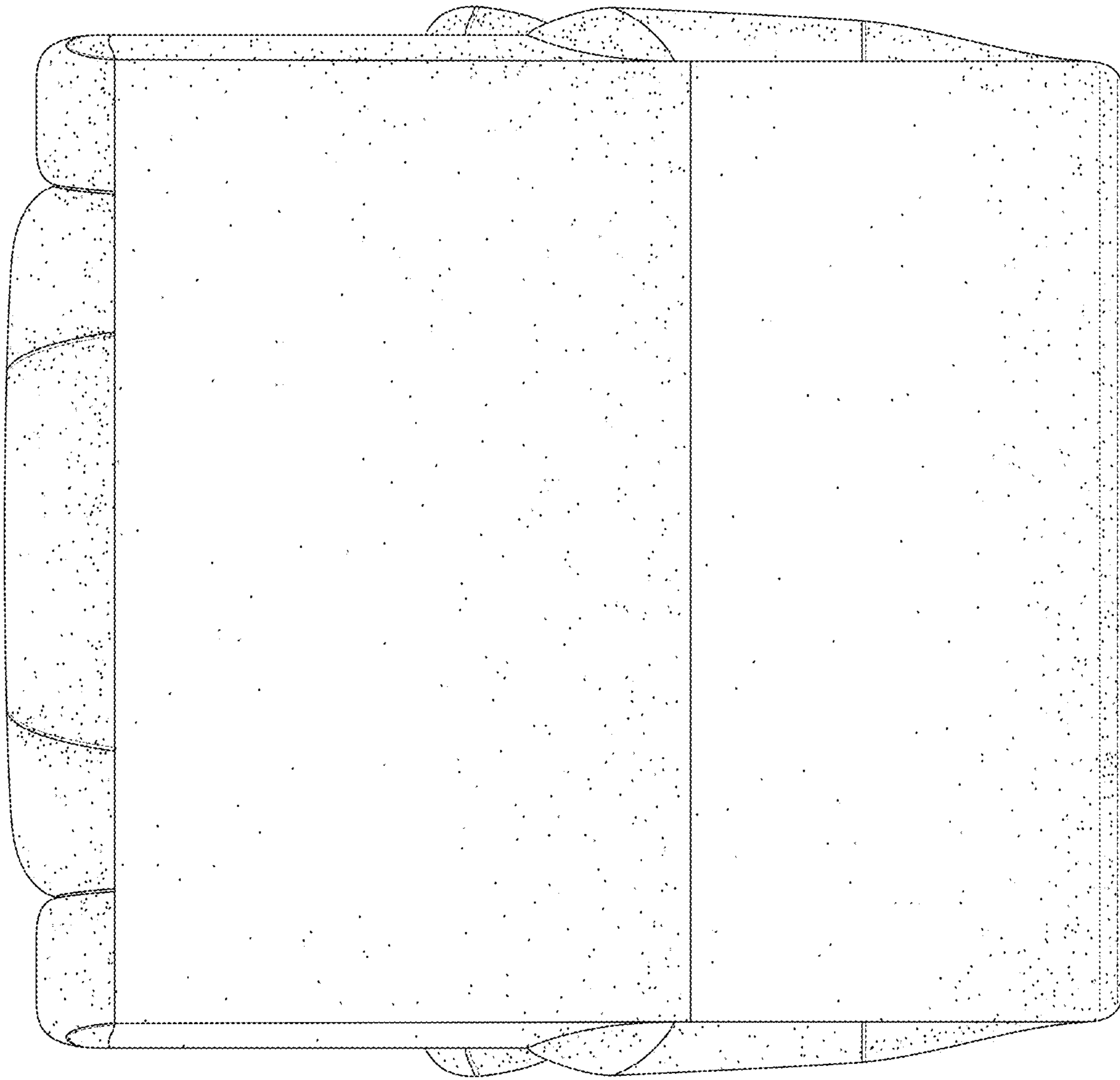


Fig. 3

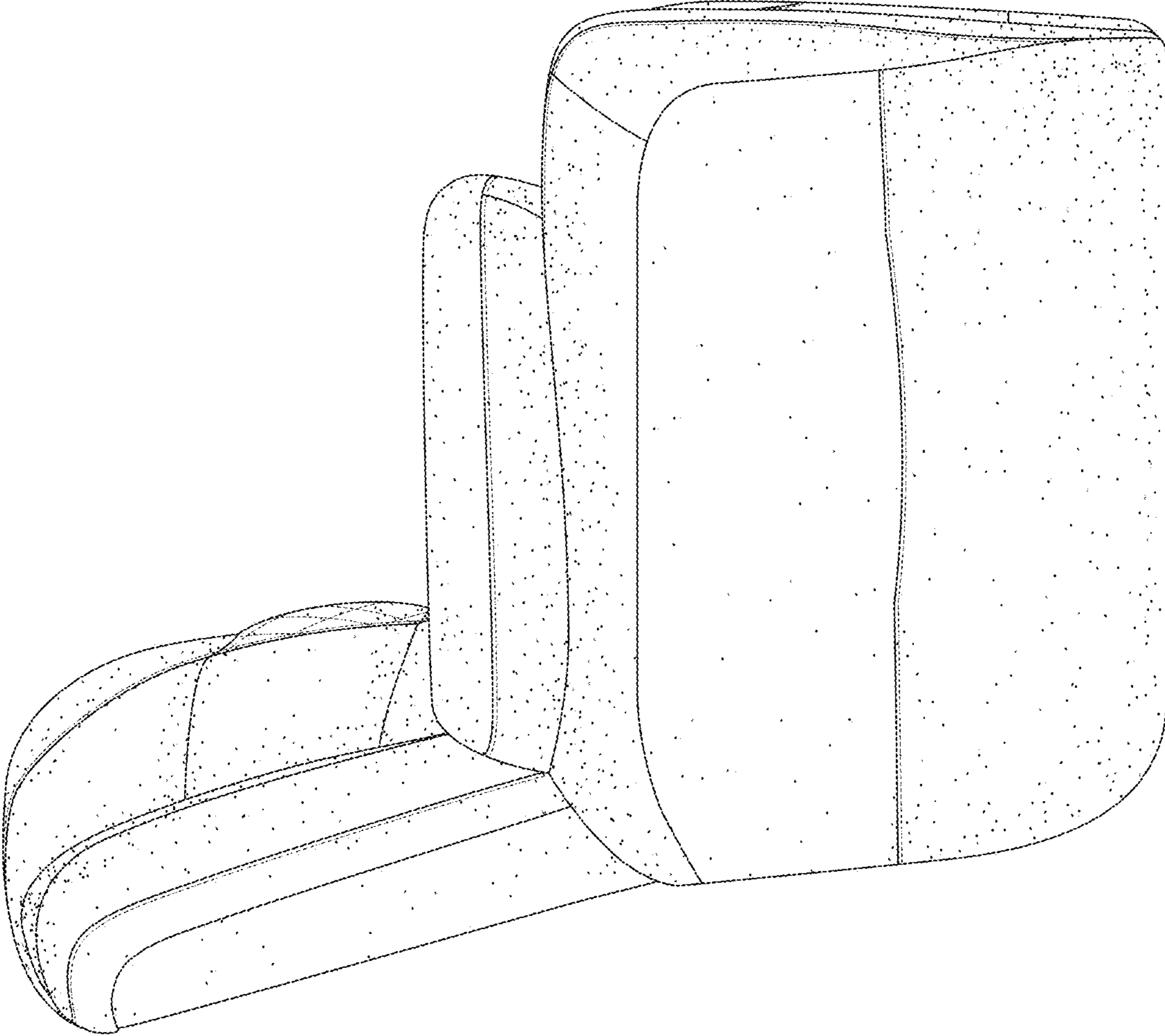


Fig. 4

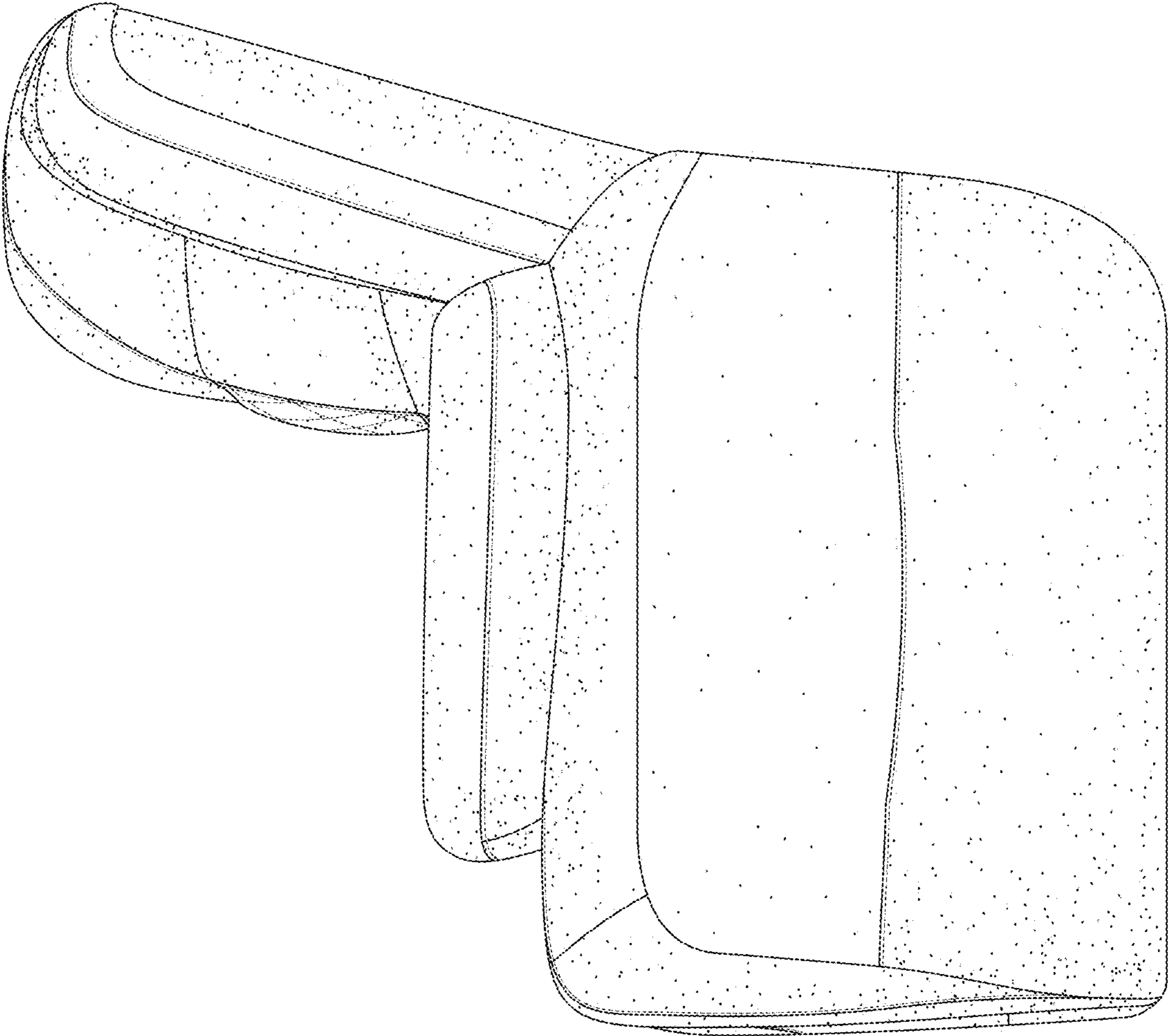


Fig. 5

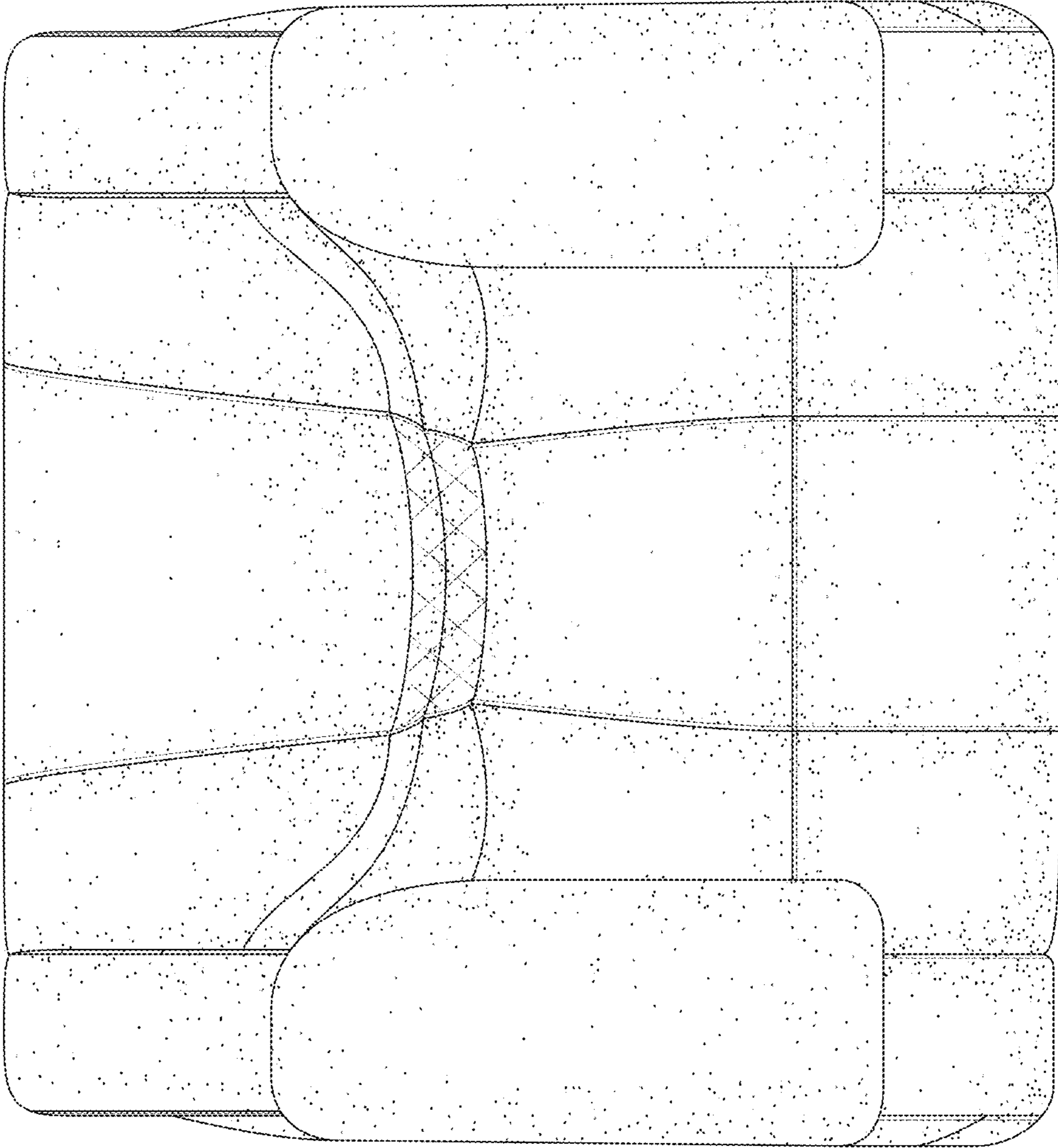


Fig. 6






Fig. 7