



US00D965326S

(12) **United States Design Patent** (10) **Patent No.:** **US D965,326 S**
Goel (45) **Date of Patent:** **** Oct. 4, 2022**

(54) **CHAIR WITH BACKREST**
(71) Applicant: **rectanglo.com**, Austin, TX (US)
(72) Inventor: **Gaurav Goel**, Austin, TX (US)
(73) Assignees: **Gaurav Goel; Texas Intelligent Integration LLC**
(**) Term: **15 Years**
(21) Appl. No.: **29/652,898**
(22) Filed: **Jan. 1, 2021**
(51) **LOC (13) Cl.** **06-01**
(52) **U.S. Cl.**
USPC **D6/370**
(58) **Field of Classification Search**
USPC D6/333, 334, 341, 348, 349, 350, 352,
D6/353, 360, 364, 369, 370, 371, 373,
D6/374, 375, 376, 377, 379, 380, 390,
D6/677, 692, 700, 708, 708.16, 716;
D16/237; D21/412, 419, 521
CPC A47C 1/124; A47C 3/34; A47C 4/028;
A47C 4/02; A47C 5/12; A47C 5/125;
A47C 7/506; A47C 9/007; A47C 13/005;
A47C 13/023; A47C 31/113; A47C
31/02; A47C 5/06; A47C 5/08; B60R
2/0284; B60R

(Continued)

(56) **References Cited**
U.S. PATENT DOCUMENTS
D173,022 S * 9/1954 Dreifke D6/370
2,955,646 A * 10/1960 Briggs A47C 5/06
297/440.22

(Continued)


Primary Examiner — Paul D Bohannon
(74) *Attorney, Agent, or Firm* — Vinson & Elkins L.L.P.

(57) **CLAIM**
The ornamental design for a chair with backrest, as shown and described.

DESCRIPTION

FIG. 1 is a front perspective view of a first embodiment of the chair with backrest design.
FIG. 2 is a front elevation view of the first embodiment of the chair with backrest design.
FIG. 3 is a rear elevation view of the first embodiment of the chair with backrest design.
FIG. 4 is a right side view of the first embodiment of the chair with backrest design.
FIG. 5 is a left side view of the first embodiment of the chair with backrest design.
FIG. 6 is a top view of the first embodiment of the chair with backrest design.
FIG. 7 is a bottom view of the first embodiment of the chair with backrest design.
FIG. 8 is a rear bottom perspective view of the first embodiment of the chair with backrest design.
FIG. 9 is a front bottom perspective view of the first embodiment of the chair with backrest design.
FIG. 10 is a front perspective view of a second embodiment of the chair with backrest design.
FIG. 11 is a front elevation view of the second embodiment of the chair with backrest design.
FIG. 12 is a rear elevation view of the second embodiment of the chair with backrest design.
FIG. 13 is a right side view of the second embodiment of the chair with backrest design.
FIG. 14 is a left side view of the second embodiment of the chair with backrest design.
FIG. 15 is a top view of the second embodiment of the chair with backrest design.
FIG. 16 is a bottom view of the second embodiment of the chair with backrest design; and,
FIG. 17 is a rear bottom perspective view of the second embodiment of the chair with backrest design.
The broken lines in the figures are for the purposes of illustrating portions of the chair with backrest that form no part of the claimed design.

1 Claim, 17 Drawing Sheets



(58) **Field of Classification Search**

CPC 2/062; B60R 22/001; B60R 22/24; B60R
22/28; B60R 22/58; B60R 22/64; B60R
22/68; B60R 22/80; B60R 22/99; B60R
22/245; B60R 22/643; B60R 22/646;
B60R 22/665; B60R 22/686; B60R
22/688; B60R 22/803; B60R 22/986;
B60R 22/914; B60R 22/995

See application file for complete search history.

(56) **References Cited**

U.S. PATENT DOCUMENTS

D229,803 S * 1/1974 Lindvall D6/370
4,193,632 A * 3/1980 Russell A47C 7/024
297/440.22
4,235,473 A * 11/1980 Aginar A47C 4/022
297/440.19
D292,656 S * 11/1987 Masterton D6/370
D335,968 S * 6/1993 Bengtson D23/304
D709,709 S * 7/2014 Mareane D6/370
D720,941 S * 1/2015 Mila D6/370
D721,898 S * 2/2015 Palumbo D6/370
D843,125 S * 3/2019 Pontillas D6/370
D901,203 S * 11/2020 Davis D6/370
D922,084 S * 6/2021 Fan D6/349

* cited by examiner




FIG. 1

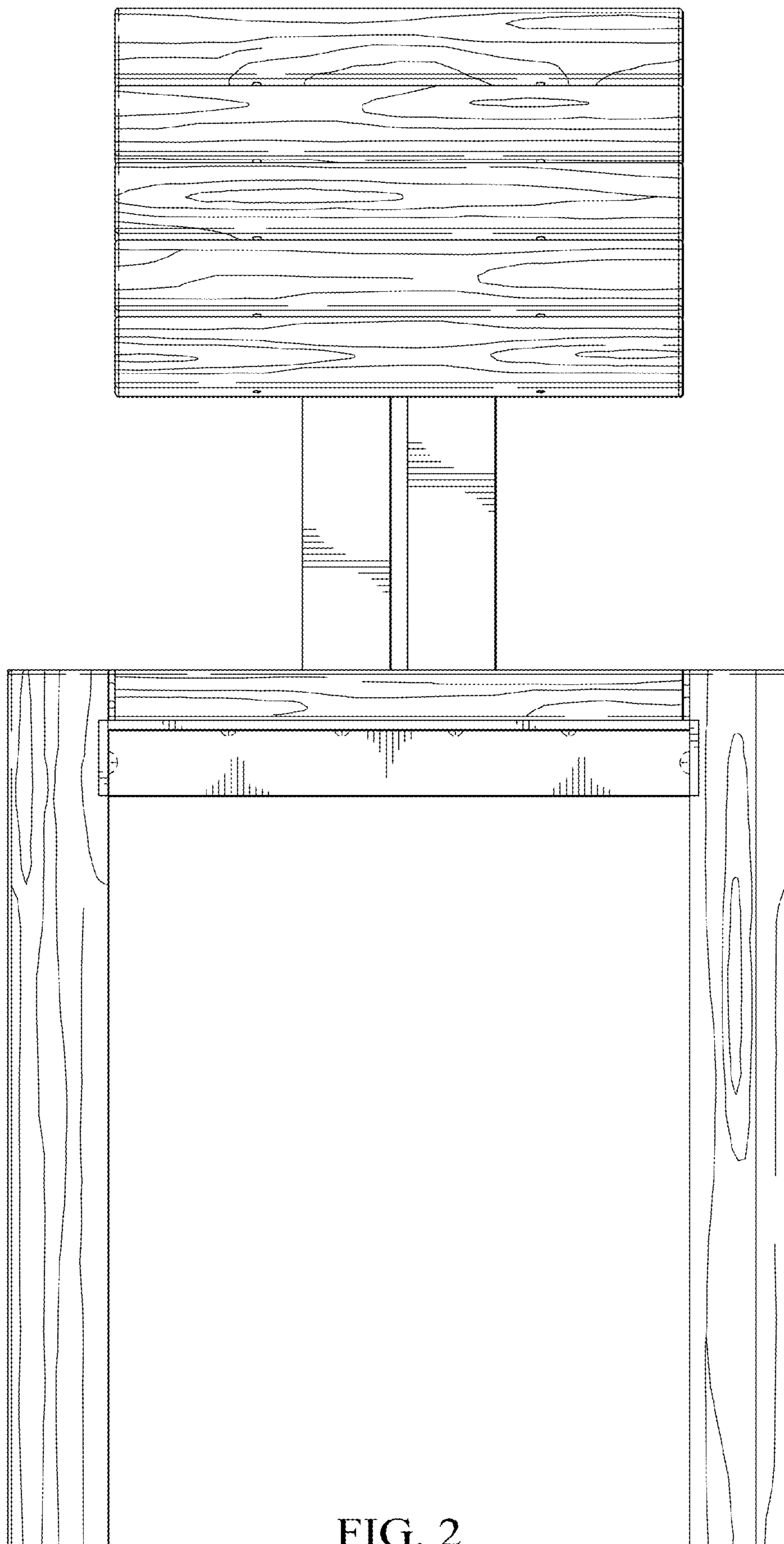


FIG. 2




FIG. 3

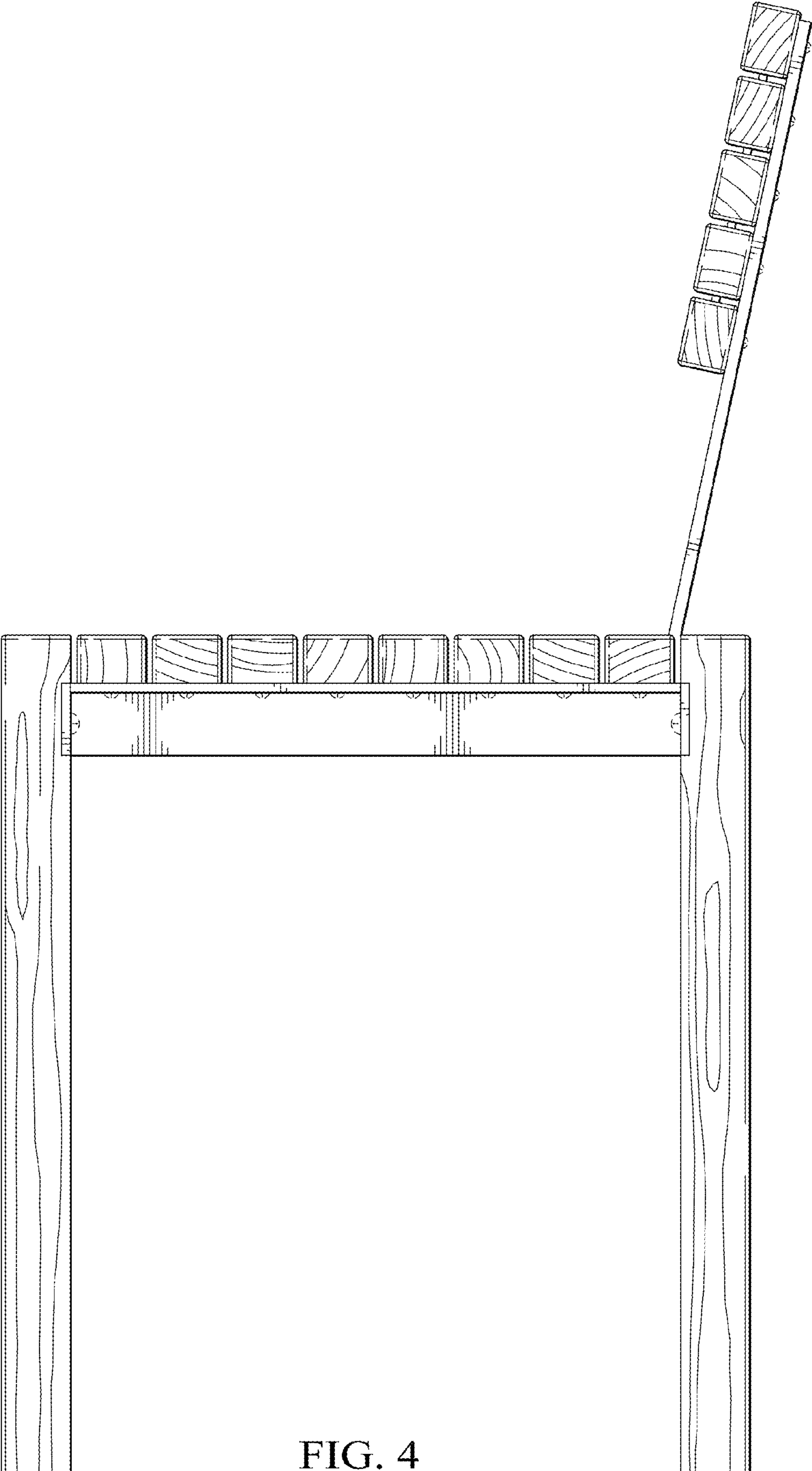


FIG. 4

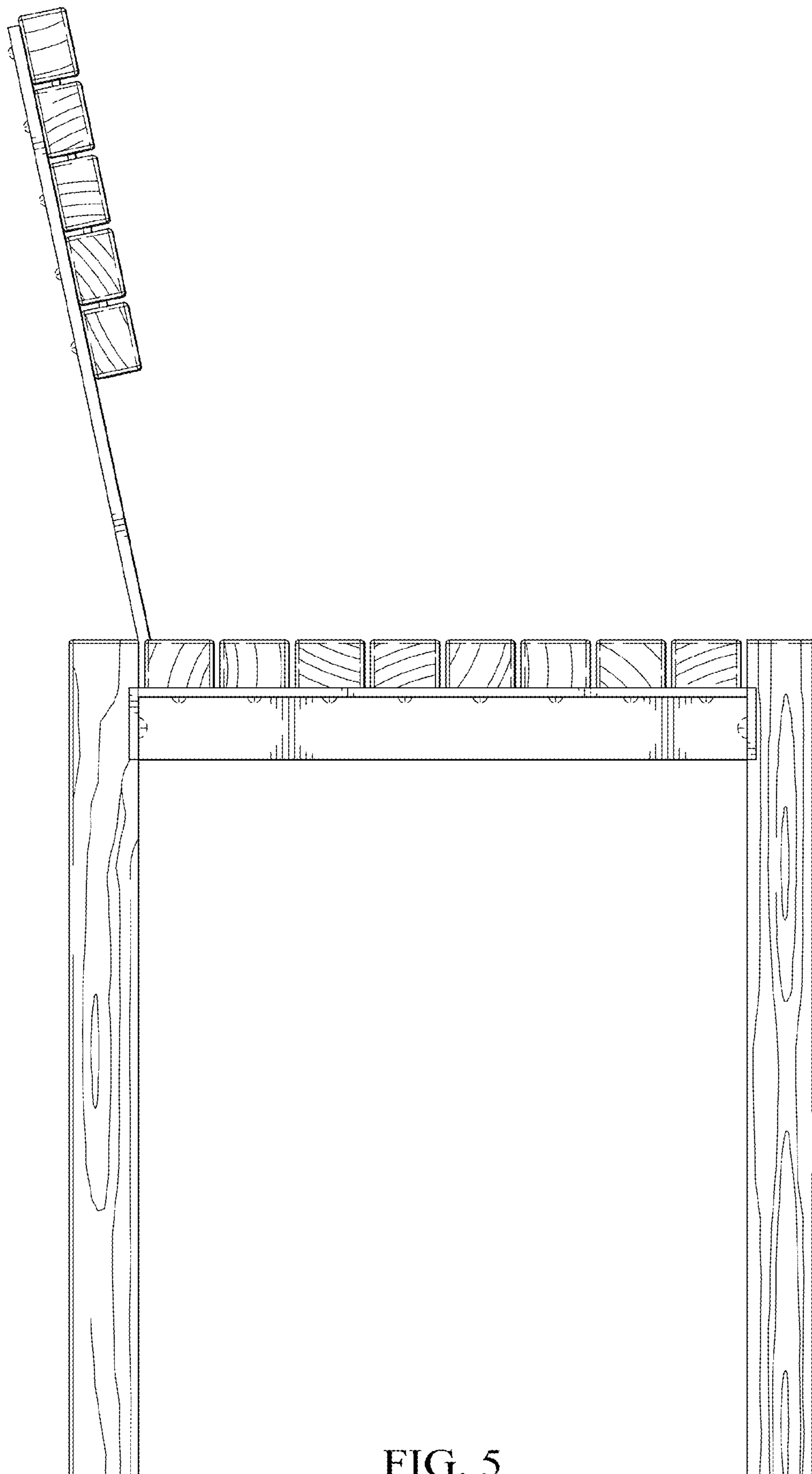


FIG. 5




FIG. 6

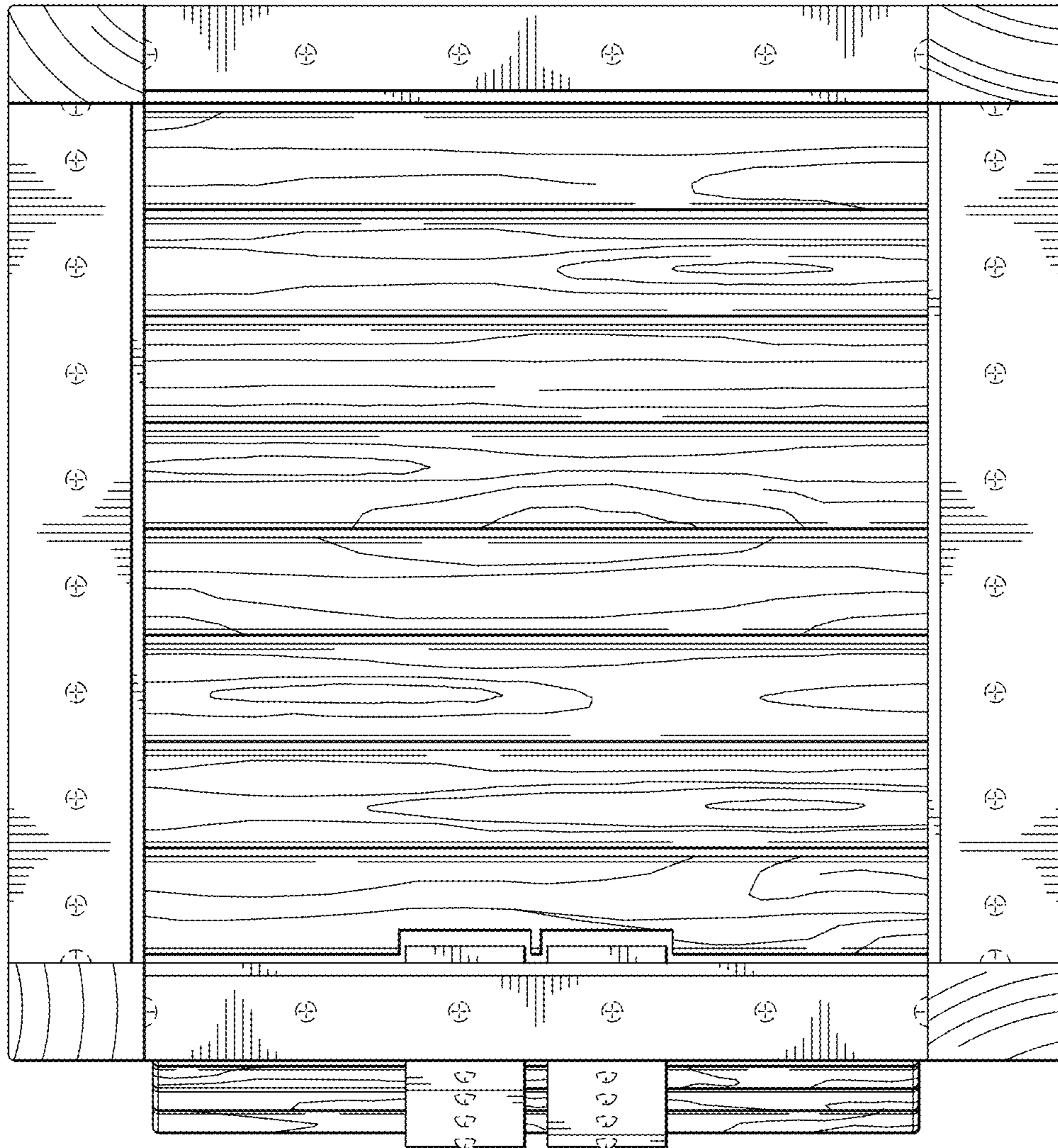


FIG. 7




FIG. 8




FIG. 9




FIG. 10

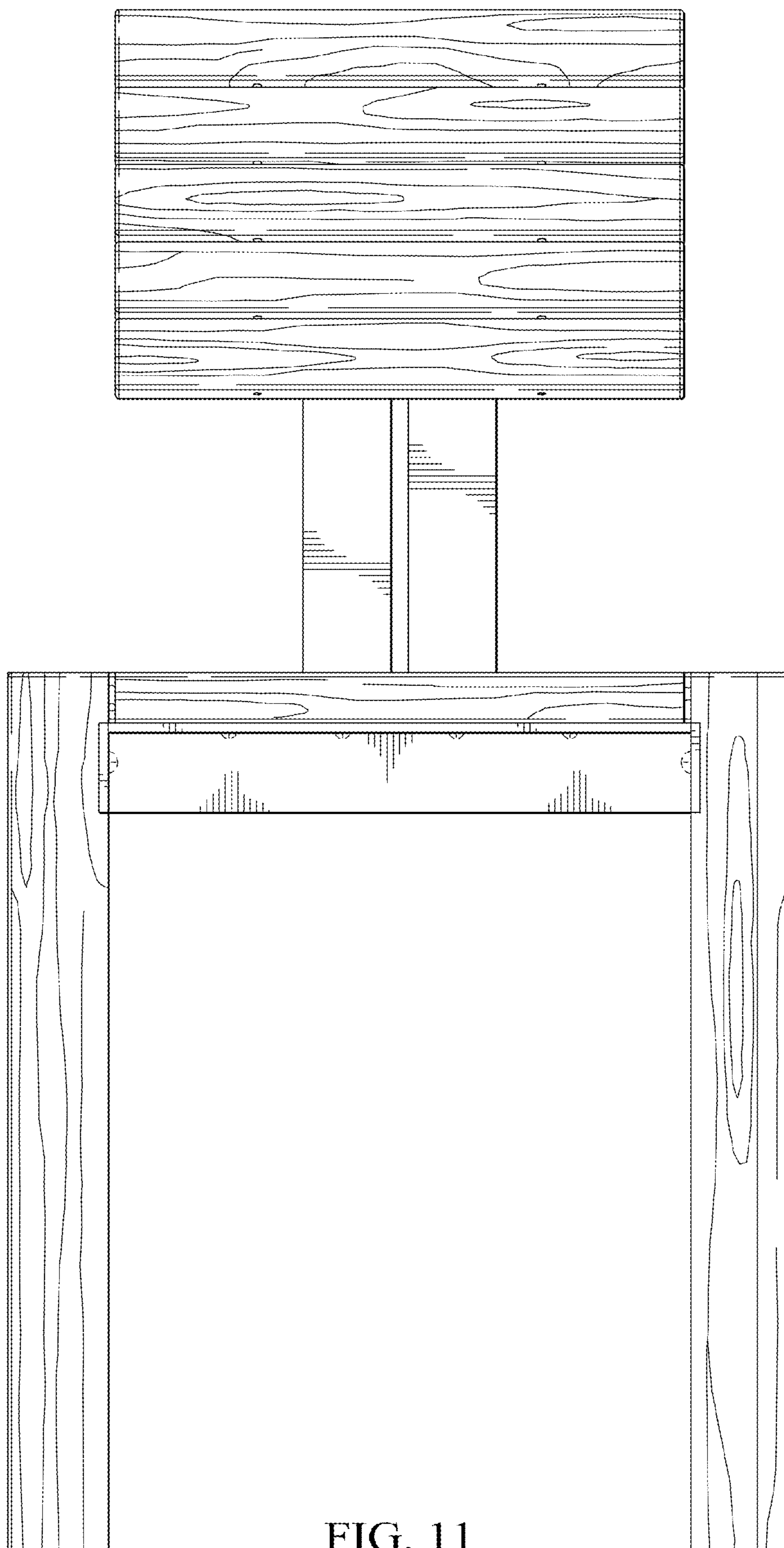


FIG. 11

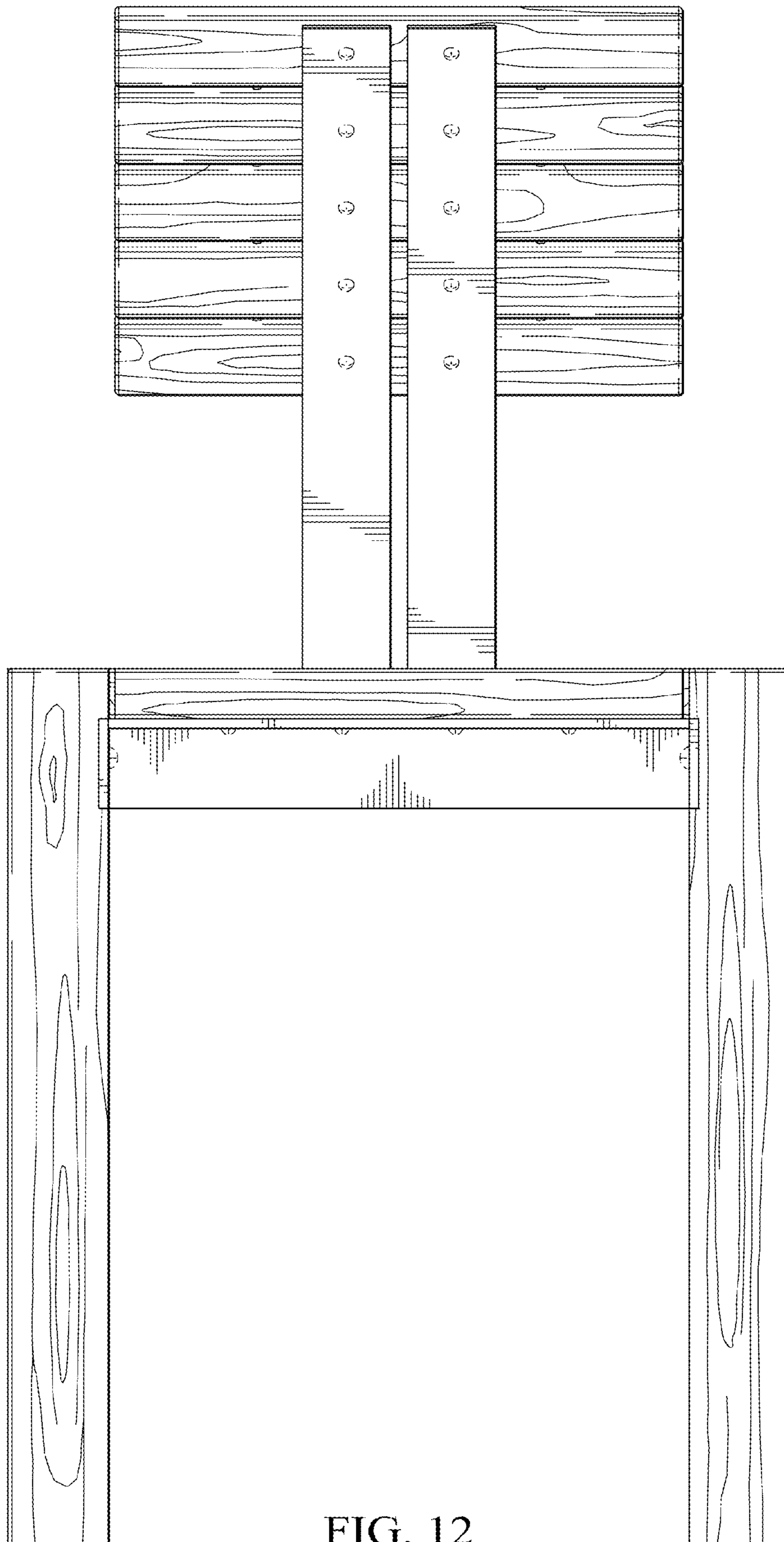


FIG. 12

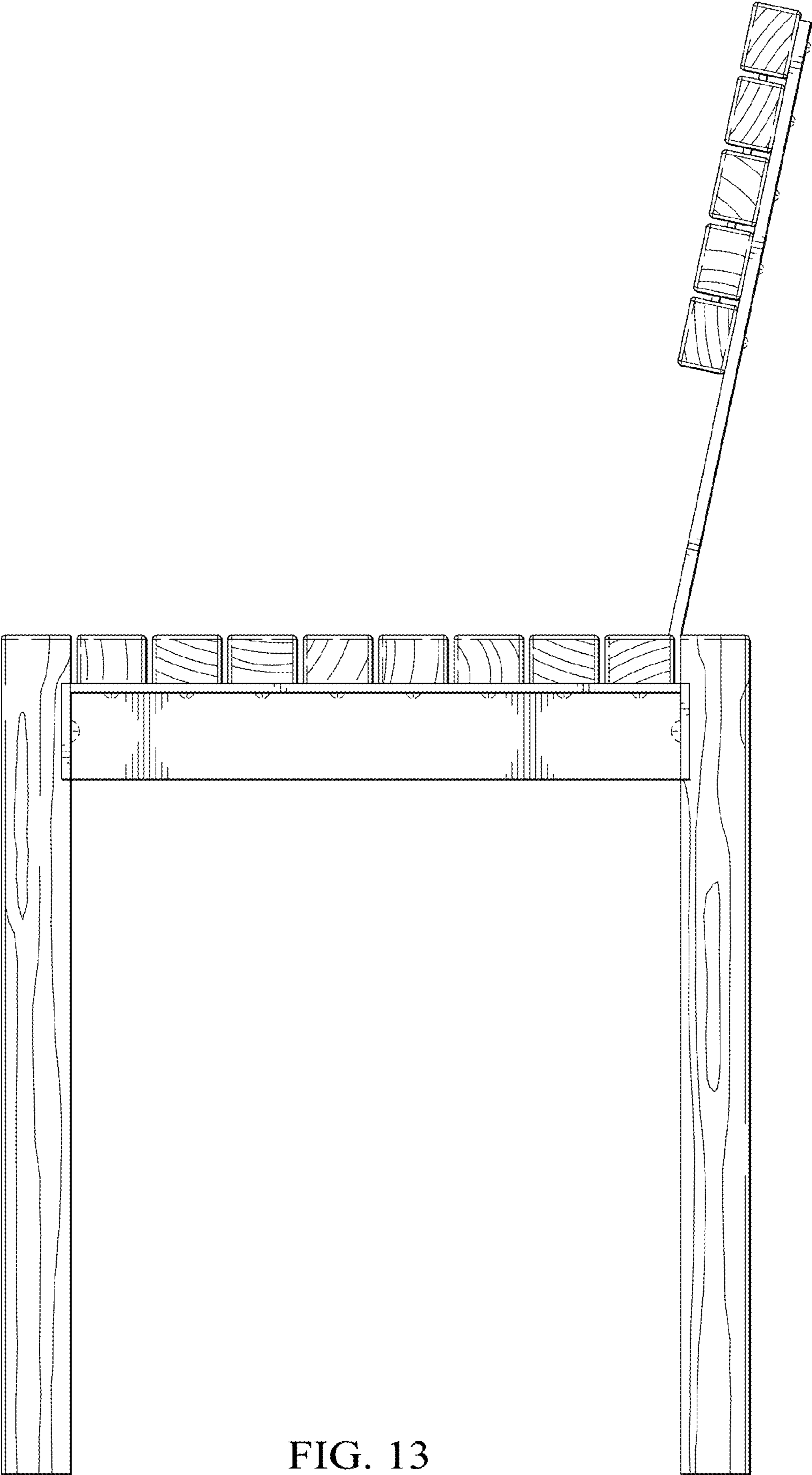


FIG. 13

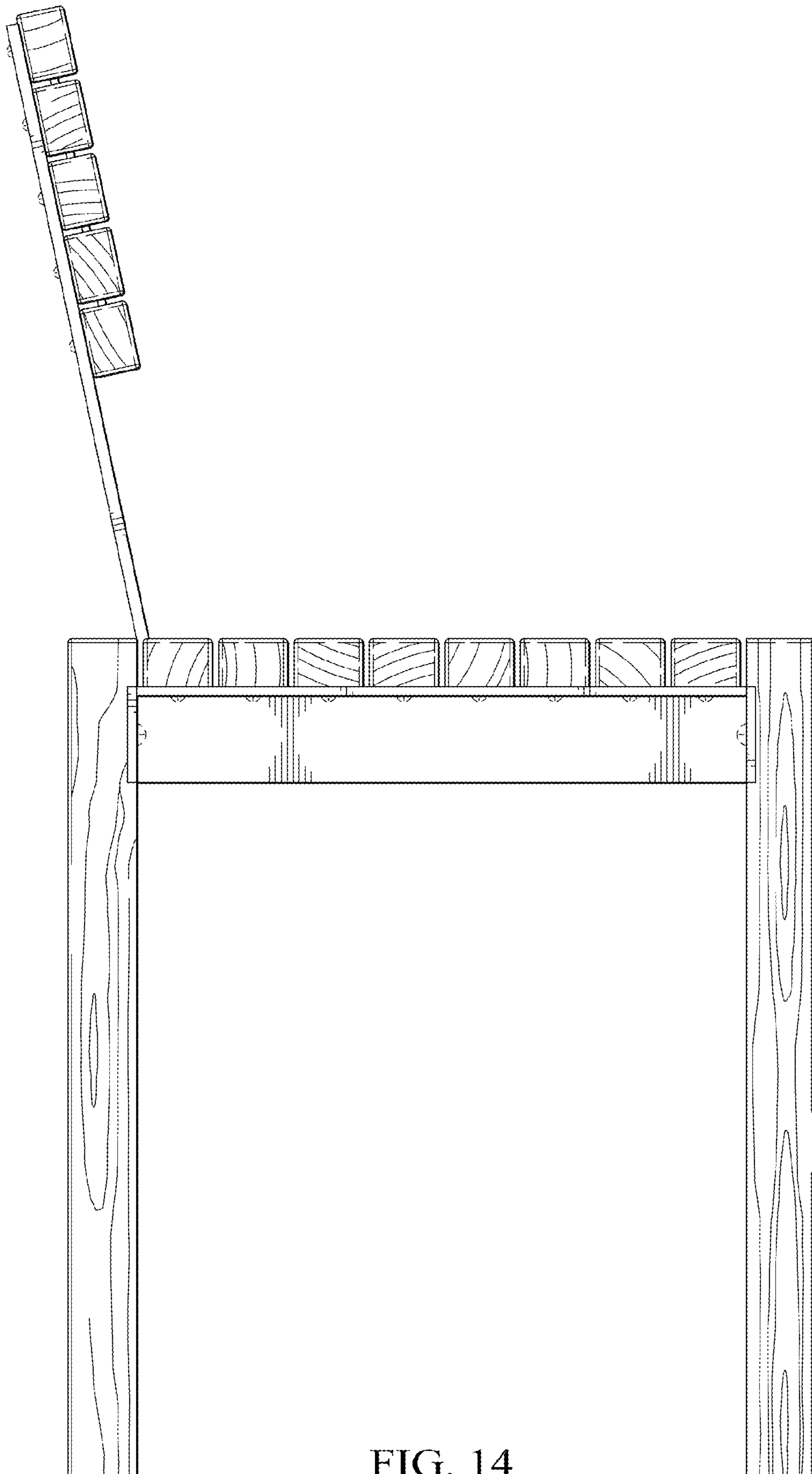


FIG. 14




FIG. 15

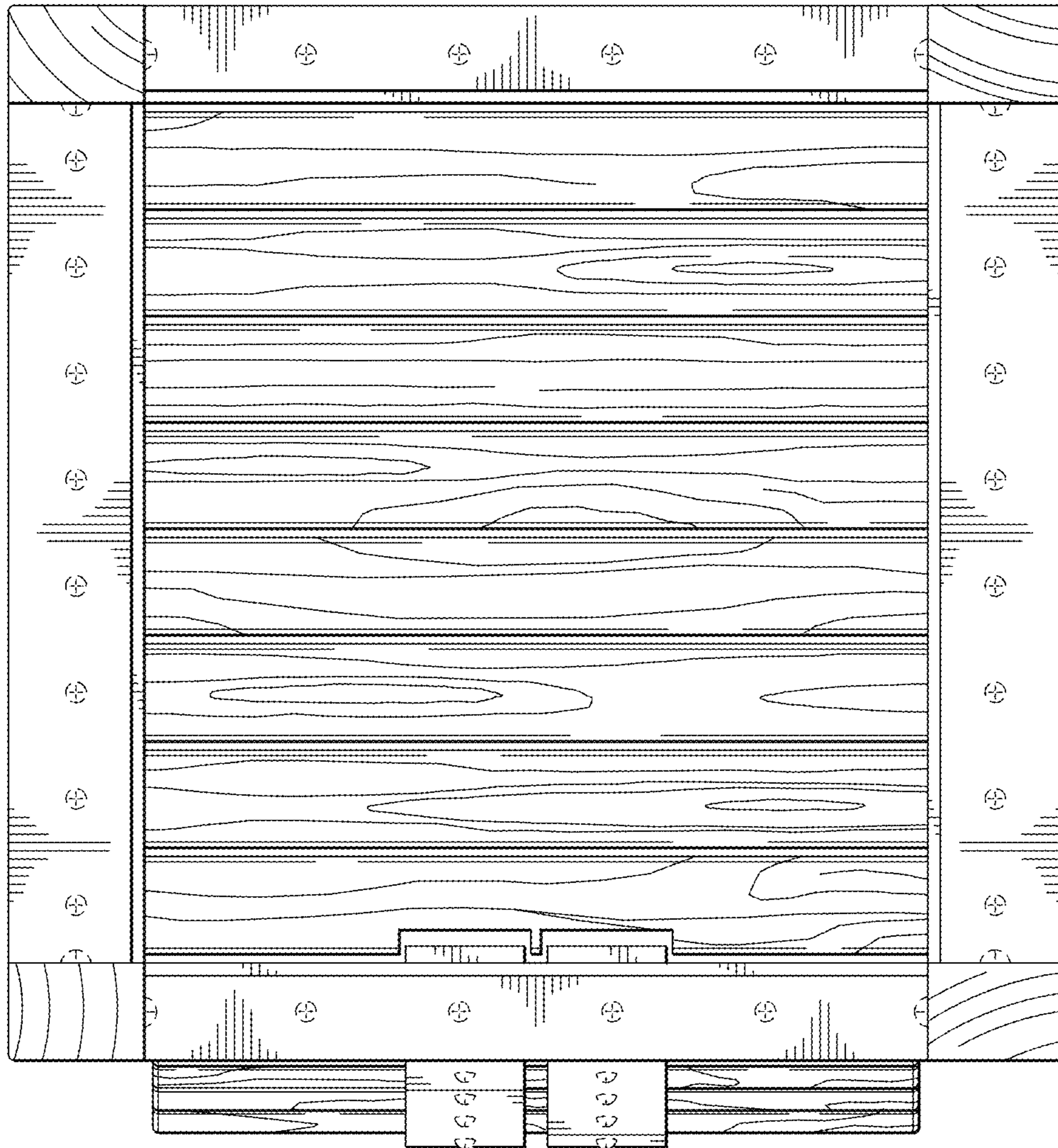


FIG. 16




FIG. 17