



US00D965325S

(12) **United States Design Patent** (10) **Patent No.:** **US D965,325 S**
Chen (45) **Date of Patent:** **** Oct. 4, 2022**

(54) **CHAIR**
(71) Applicant: **Yinchi Chen**, Foshan (CN)
(72) Inventor: **Yinchi Chen**, Foshan (CN)
(**) Term: **15 Years**
(21) Appl. No.: **29/797,073**
(22) Filed: **Jun. 29, 2021**
(51) **LOC (13) Cl.** **06-01**
(52) **U.S. Cl.**
USPC **D6/369**
(58) **Field of Classification Search**
USPC D6/334, 369, 381, 717.2; D5/43
CPC .. A47C 5/02; A47C 5/08; A47C 7/004; A47C
7/024; A47C 7/62; A47C 7/72; A61H
2201/0149
See application file for complete search history.

(56) **References Cited**
U.S. PATENT DOCUMENTS
D181,870 S * 1/1958 Meneghelli 297/452.64
D412,408 S * 8/1999 Navone D6/369
D422,422 S * 4/2000 Black D6/369
D569,111 S 5/2008 Swanson
D663,966 S * 7/2012 Lenney D6/369
D677,483 S 3/2013 Adir
D720,149 S * 12/2014 Armani D6/369
D761,582 S * 7/2016 Armani D6/369
D773,837 S 12/2016 Bougay et al.

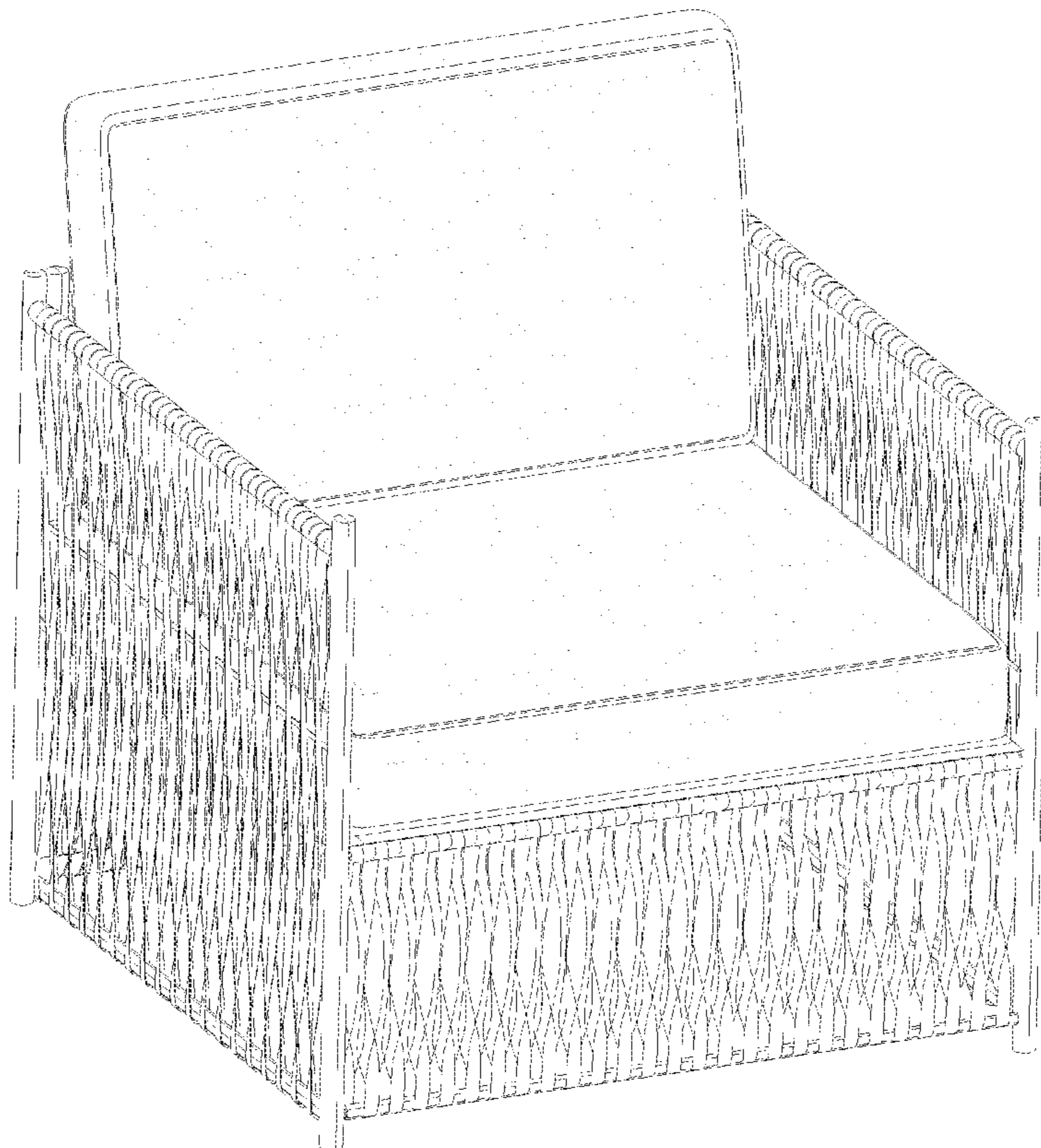
D824,686 S 8/2018 Liu
D824,687 S 8/2018 Liu
D832,622 S * 11/2018 Goodrum D6/648
D854,847 S * 7/2019 Ho D6/369
D878,064 S 3/2020 Scallions
D888,452 S * 6/2020 Koopthavonrerk D6/369
D900,498 S * 11/2020 Doshi D6/369
D901,921 S * 11/2020 Bergmann D6/369
D919,998 S * 5/2021 Velez D6/374
D927,878 S * 8/2021 Velez D6/369
D938,180 S * 12/2021 Li D6/369
D938,181 S * 12/2021 Li D6/369
D938,182 S * 12/2021 Li D6/369

* cited by examiner
Primary Examiner — Paul D Bohannon
(74) *Attorney, Agent, or Firm* — Rमित Ranjit Kanakia

(57) **CLAIM**
The ornamental design for a chair, as shown and described.

DESCRIPTION
FIG. 1 is a perspective view of a chair showing my new design;
FIG. 2 is a front view thereof;
FIG. 3 is a back view thereof;
FIG. 4 is a right-side view thereof;
FIG. 5 is a left-side view thereof;
FIG. 6 is a top view thereof; and,
FIG. 7 is a bottom view thereof.
The broken lines shown illustrate portions of the article that form no part of the claimed design.

1 Claim, 7 Drawing Sheets



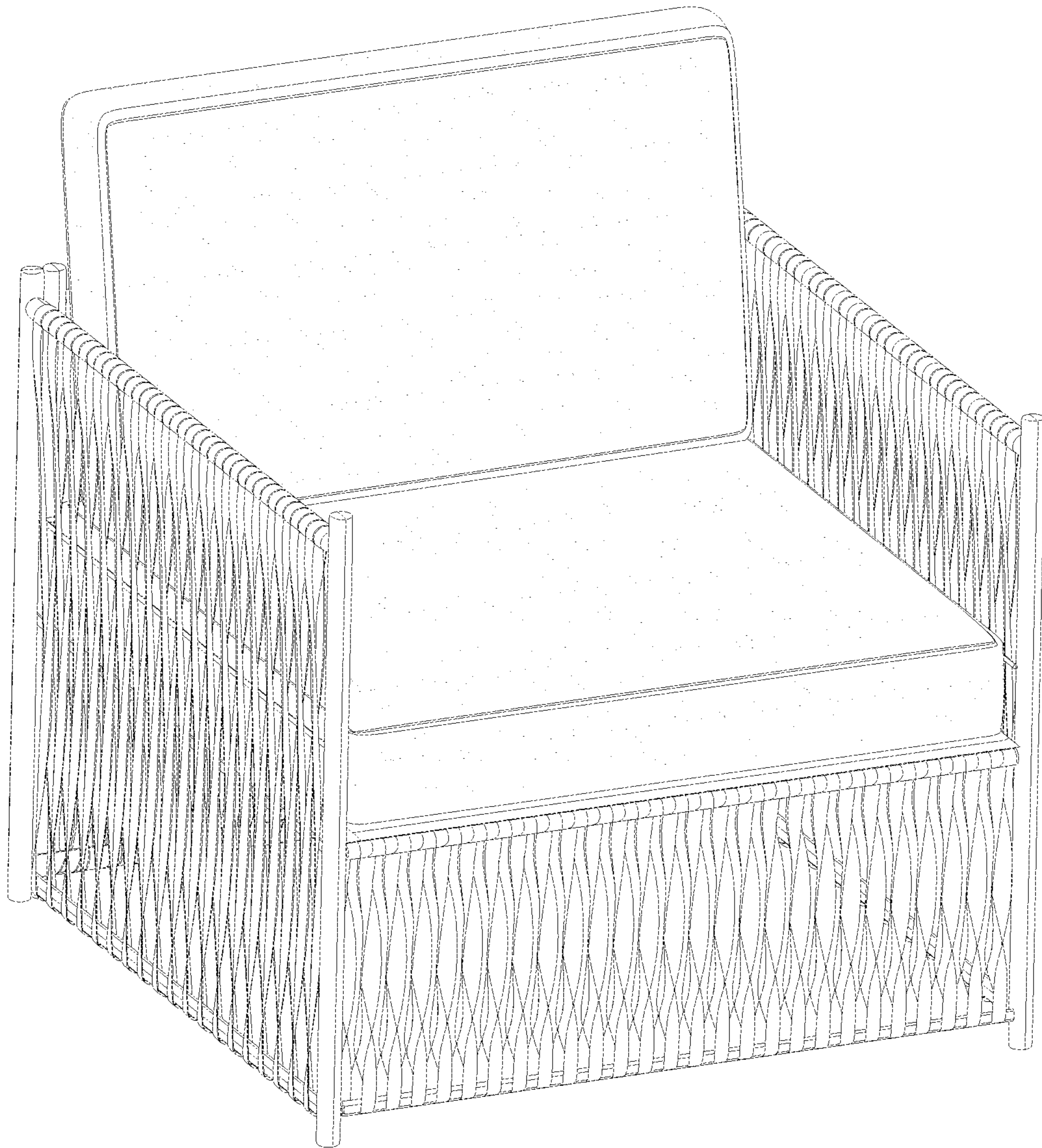


FIG. 1

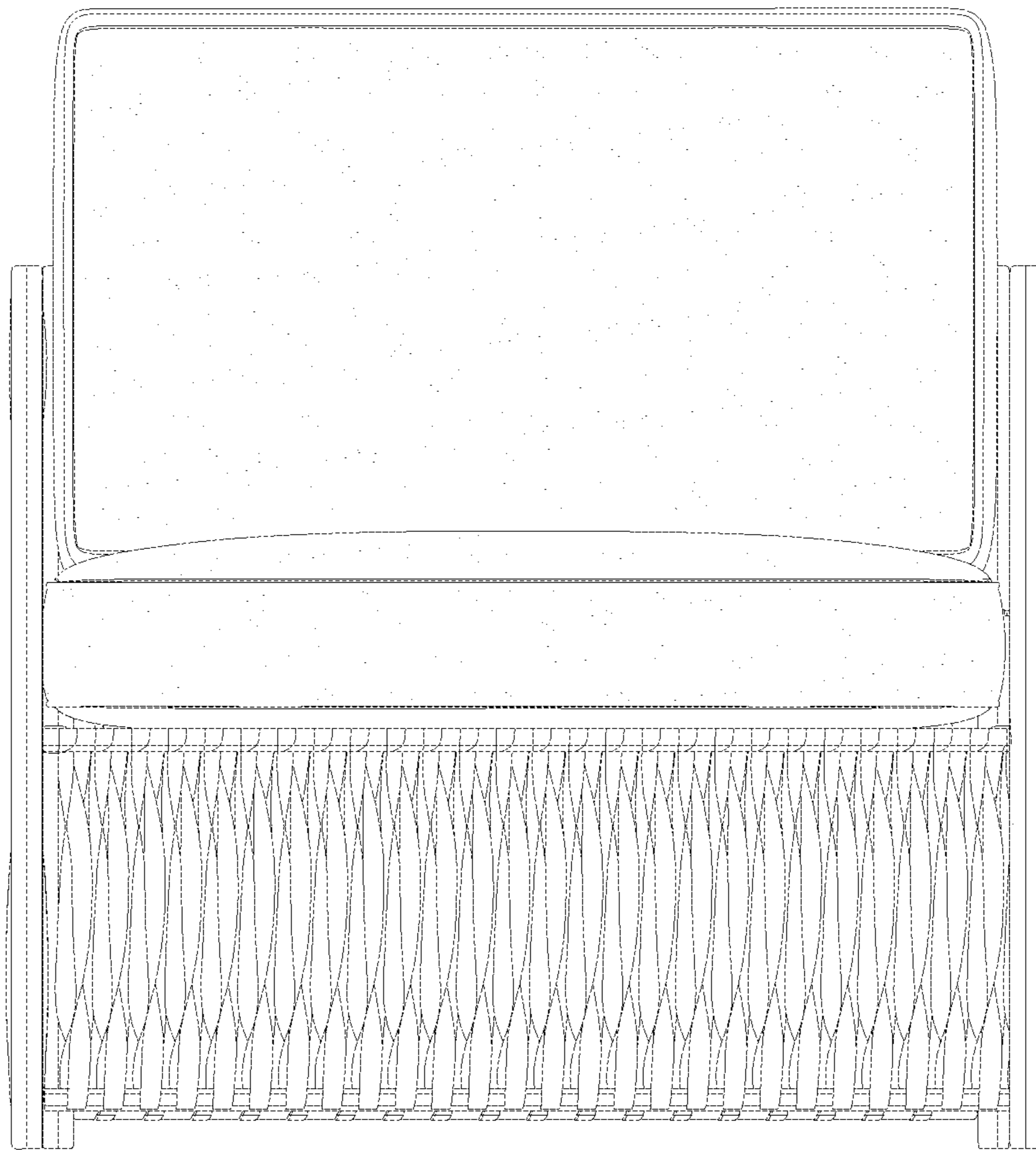


FIG. 2

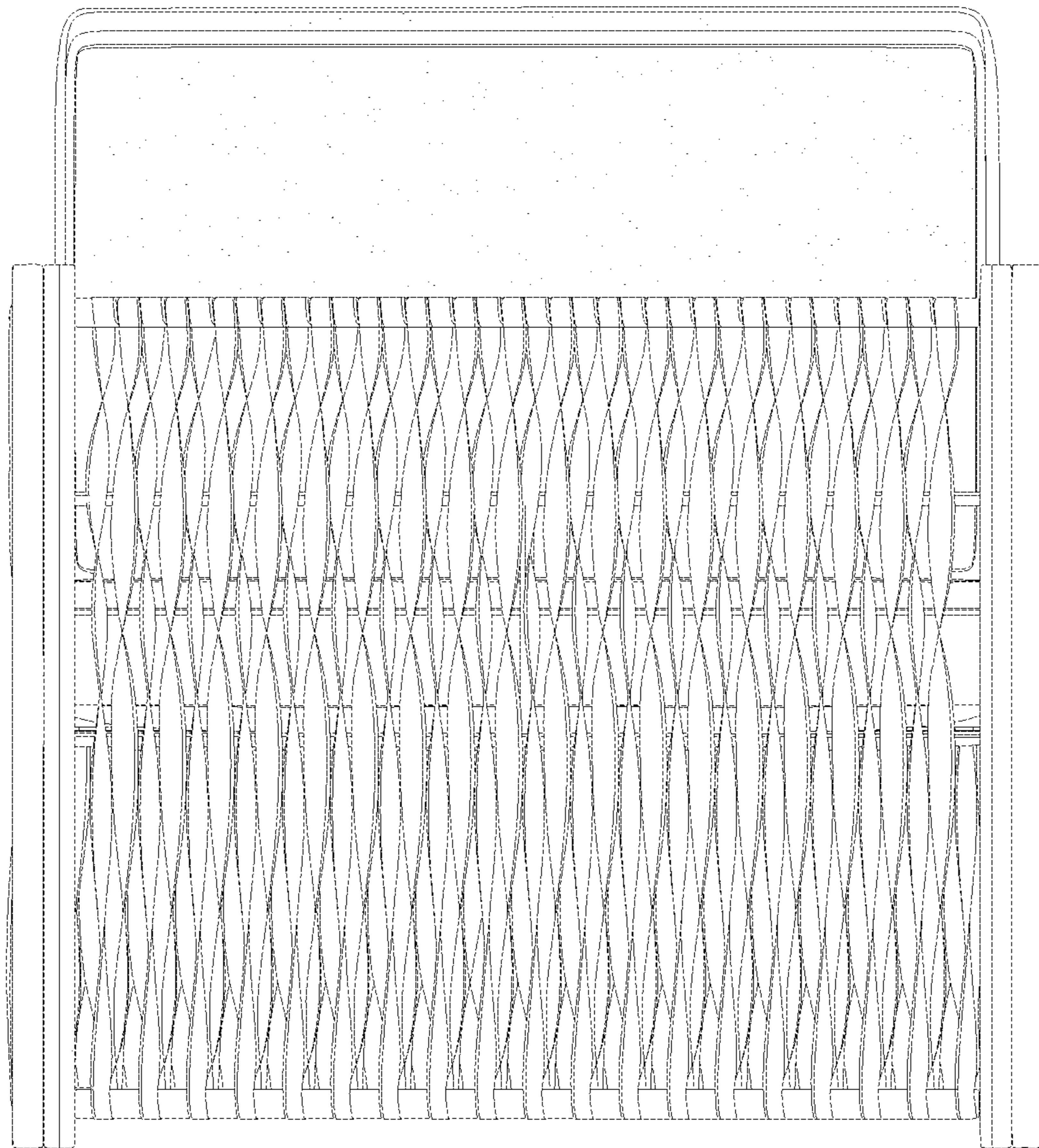


FIG. 3

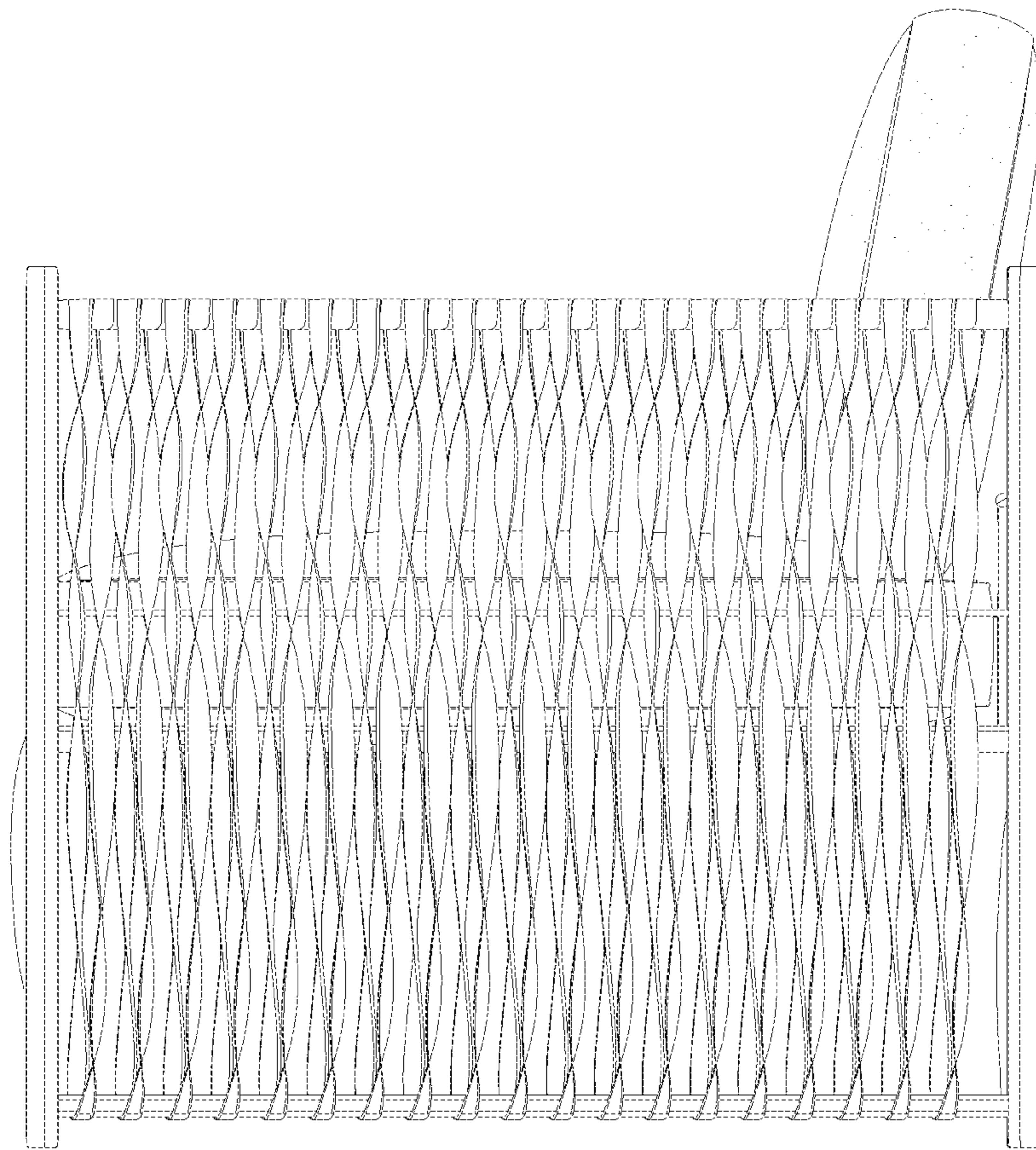


FIG. 4

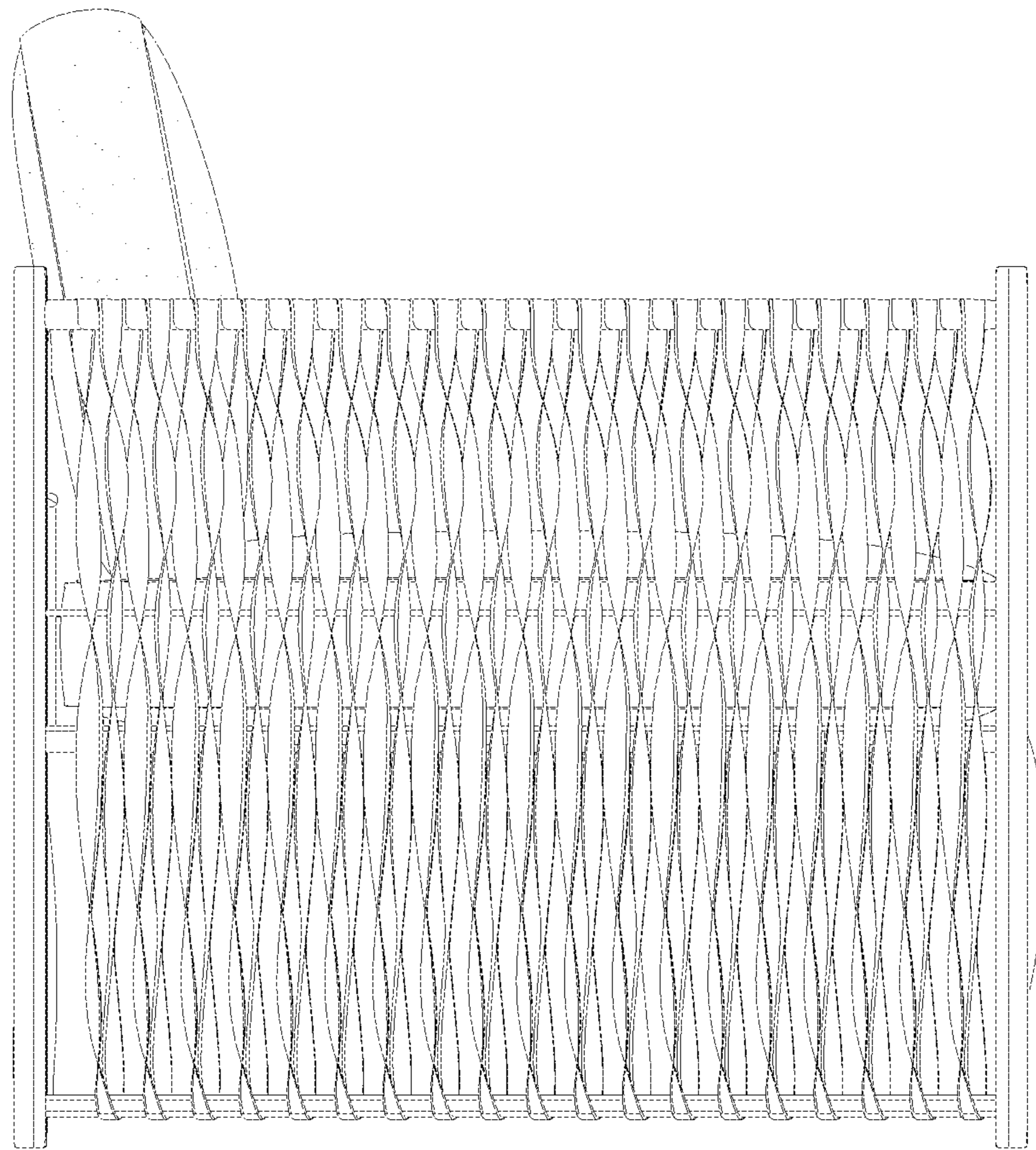


FIG. 5




FIG. 6




FIG. 7