



US00D965323S

(12) **United States Design Patent**  
**Chen**

(10) **Patent No.:** **US D965,323 S**  
(45) **Date of Patent:** **\*\* Oct. 4, 2022**

- (54) **CHAIR**
- (71) Applicant: **Yinchi Chen**, Foshan (CN)
- (72) Inventor: **Yinchi Chen**, Foshan (CN)
- (\*\*) Term: **15 Years**
- (21) Appl. No.: **29/797,070**
- (22) Filed: **Jun. 29, 2021**
- (51) **LOC (13) Cl.** ..... **06-01**
- (52) **U.S. Cl.**  
USPC ..... **D6/369**
- (58) **Field of Classification Search**  
USPC ..... D6/334, 369, 381, 717.2; D5/43  
CPC .. A47C 5/02; A47C 5/08; A47C 7/004; A47C  
7/024; A47C 7/62; A47C 7/72; A61H  
2201/0149  
See application file for complete search history.

(56) **References Cited**

**U.S. PATENT DOCUMENTS**

D181,870 S *	1/1958	Meneghelli	.....	297/452.64
D412,408 S *	8/1999	Navone	.....	D6/369
D422,422 S *	4/2000	Black	.....	D6/369
D569,111 S	5/2008	Swanson		
D663,966 S *	7/2012	Lenney	.....	D6/369
D677,483 S	3/2013	Adir		
D720,149 S *	12/2014	Armani	.....	D6/369
D761,582 S *	7/2016	Armani	.....	D6/369
D773,837 S	12/2016	Bougay et al.		

D824,686 S	8/2018	Liu		
D824,687 S	8/2018	Liu		
D832,622 S *	11/2018	Goodrum	.....	D6/648
D854,847 S *	7/2019	Ho	.....	D6/369
D878,064 S	3/2020	Scallions		
D888,452 S *	6/2020	Koopthavonrerk	.....	D6/369
D900,498 S *	11/2020	Doshi	.....	D6/369
D901,921 S *	11/2020	Bergmann	.....	D6/369
D919,998 S *	5/2021	Velez	.....	D6/374
D927,878 S *	8/2021	Velez	.....	D6/369
D938,180 S *	12/2021	Li	.....	D6/369
D938,181 S *	12/2021	Li	.....	D6/369
D938,182 S *	12/2021	Li	.....	D6/369

\* cited by examiner

*Primary Examiner* — Paul D Bohannon

(74) *Attorney, Agent, or Firm* — Rumi Ranjit Kanakia

(57) **CLAIM**

The ornamental design for a chair, as shown and described.

**DESCRIPTION**

FIG. 1 is a perspective view of a chair showing my new design;

FIG. 2 is a front view thereof;

FIG. 3 is a back view thereof;

FIG. 4 is a left-side view thereof;

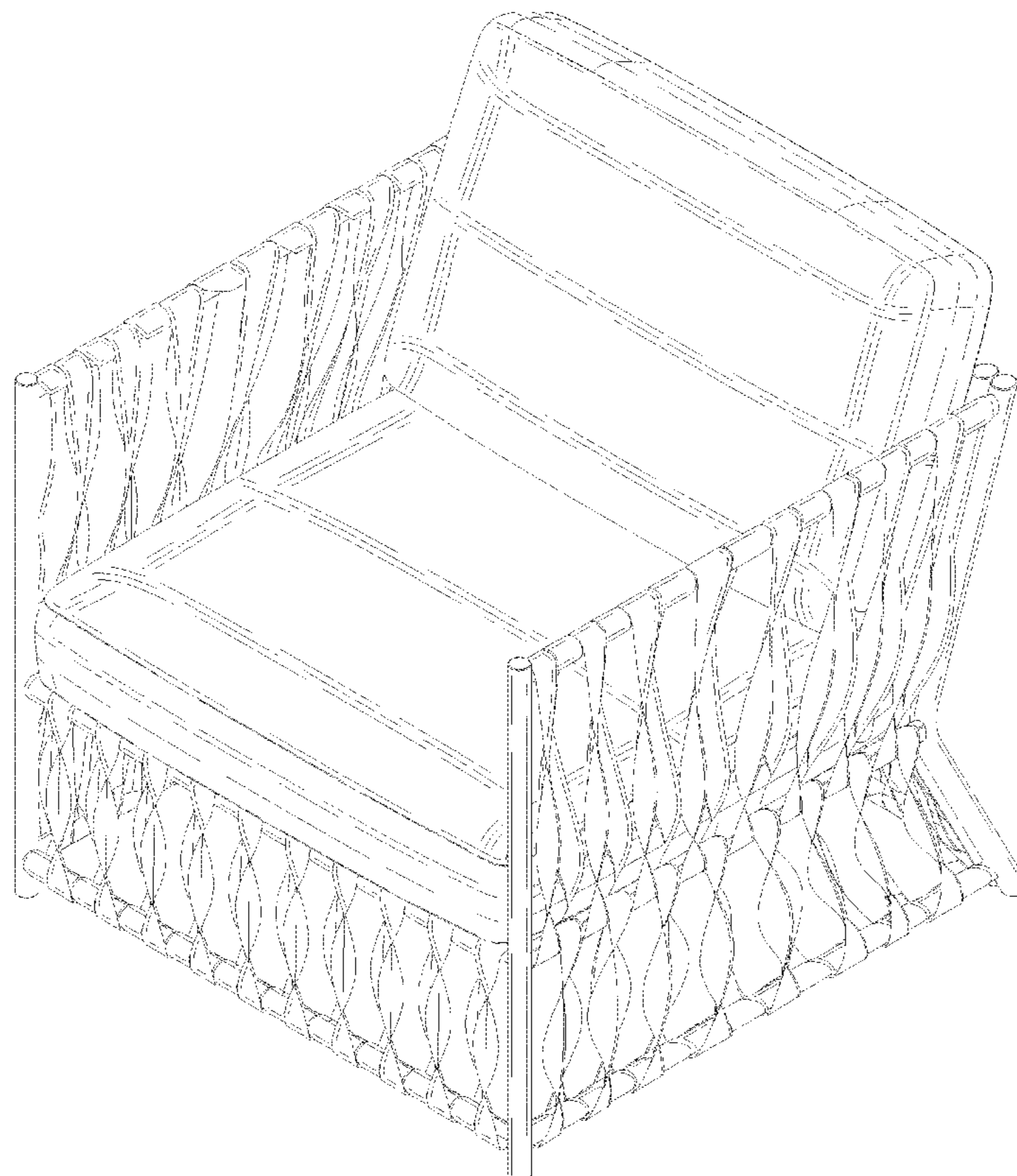
FIG. 5 is a right-side view thereof;

FIG. 6 is a top view thereof; and,

FIG. 7 is a bottom view thereof.

The broken lines shown illustrate portions of the article that form no part of the claimed design.

**1 Claim, 7 Drawing Sheets**



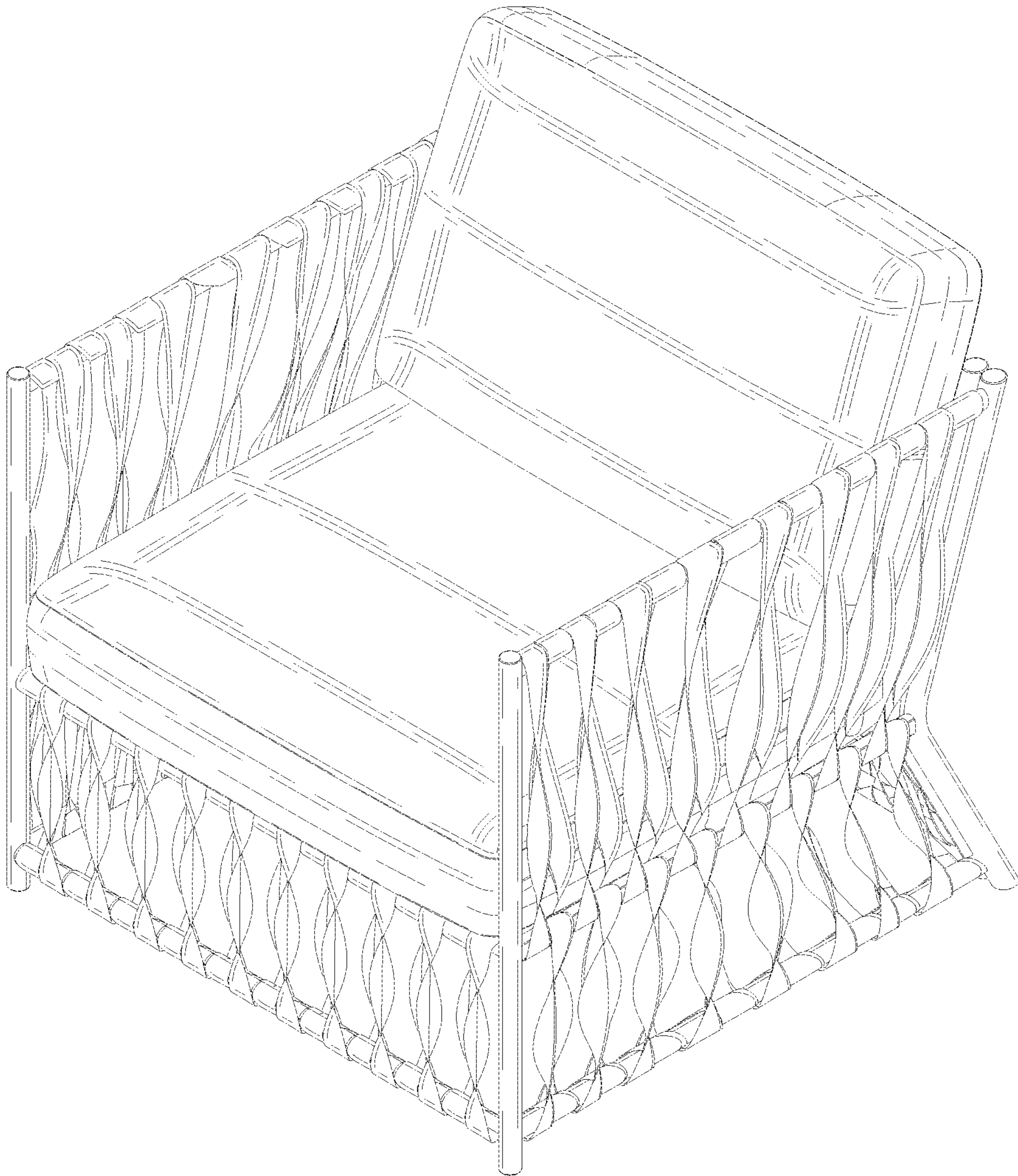


FIG. 1

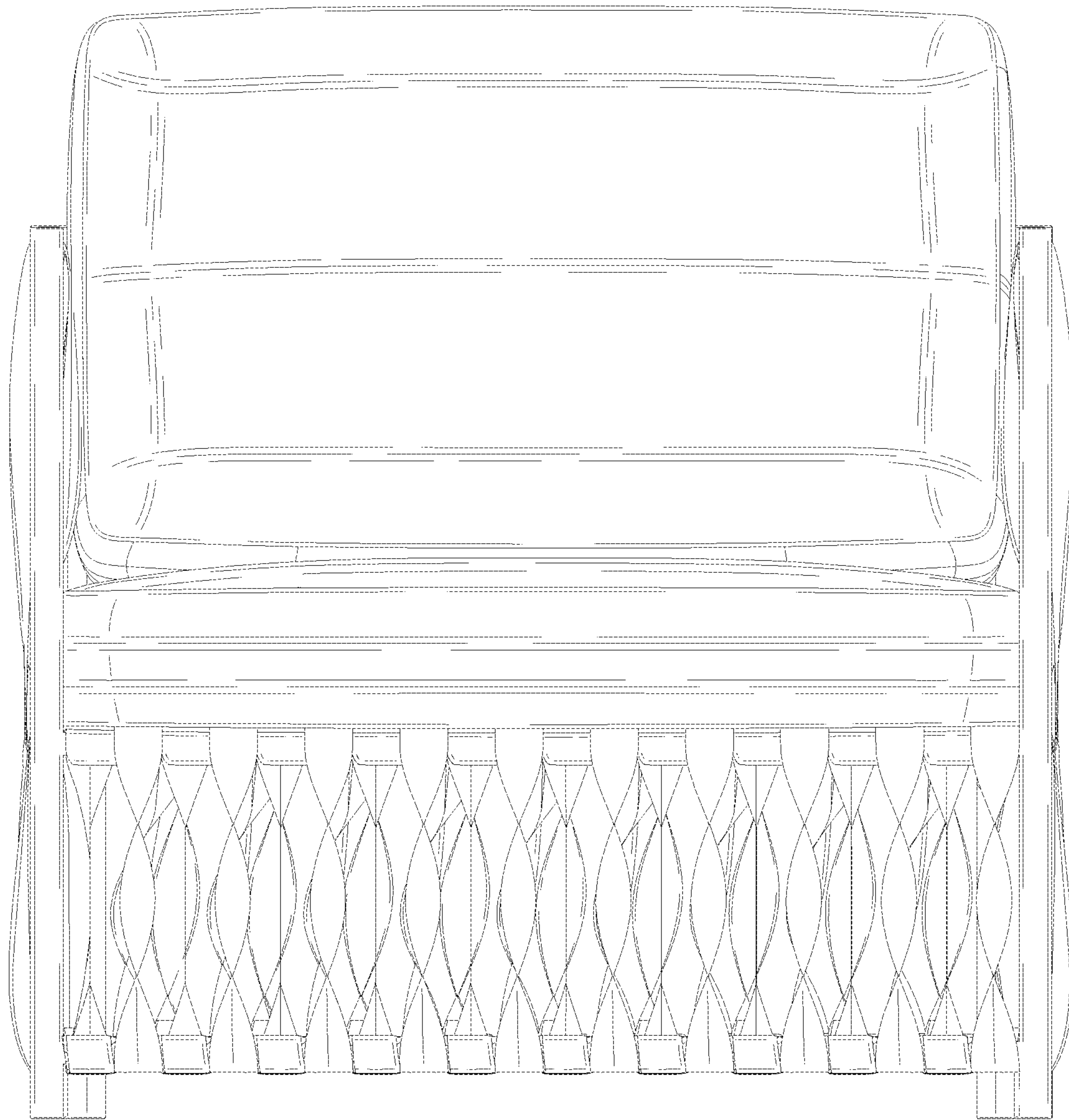


FIG. 2



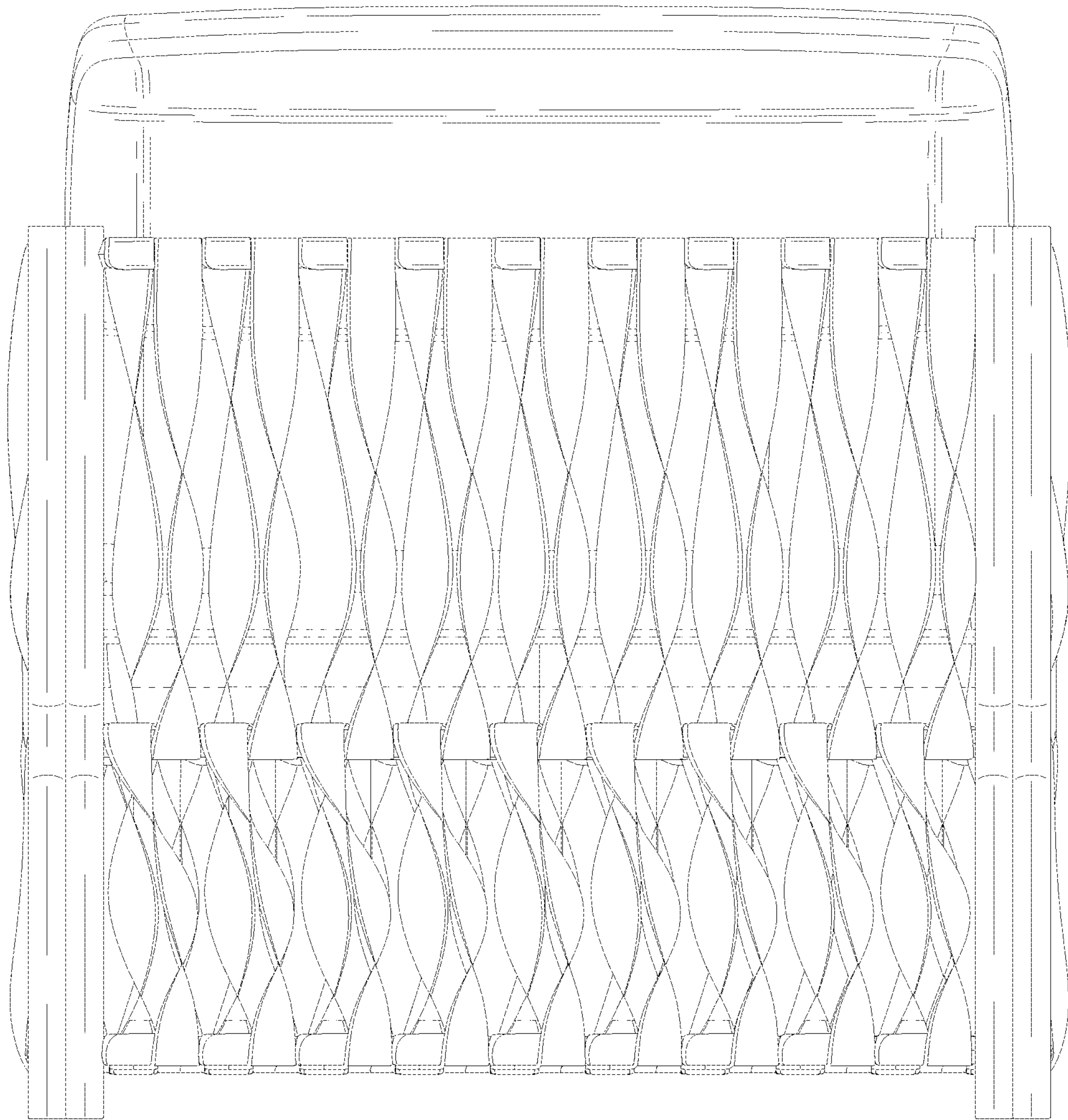


FIG. 3

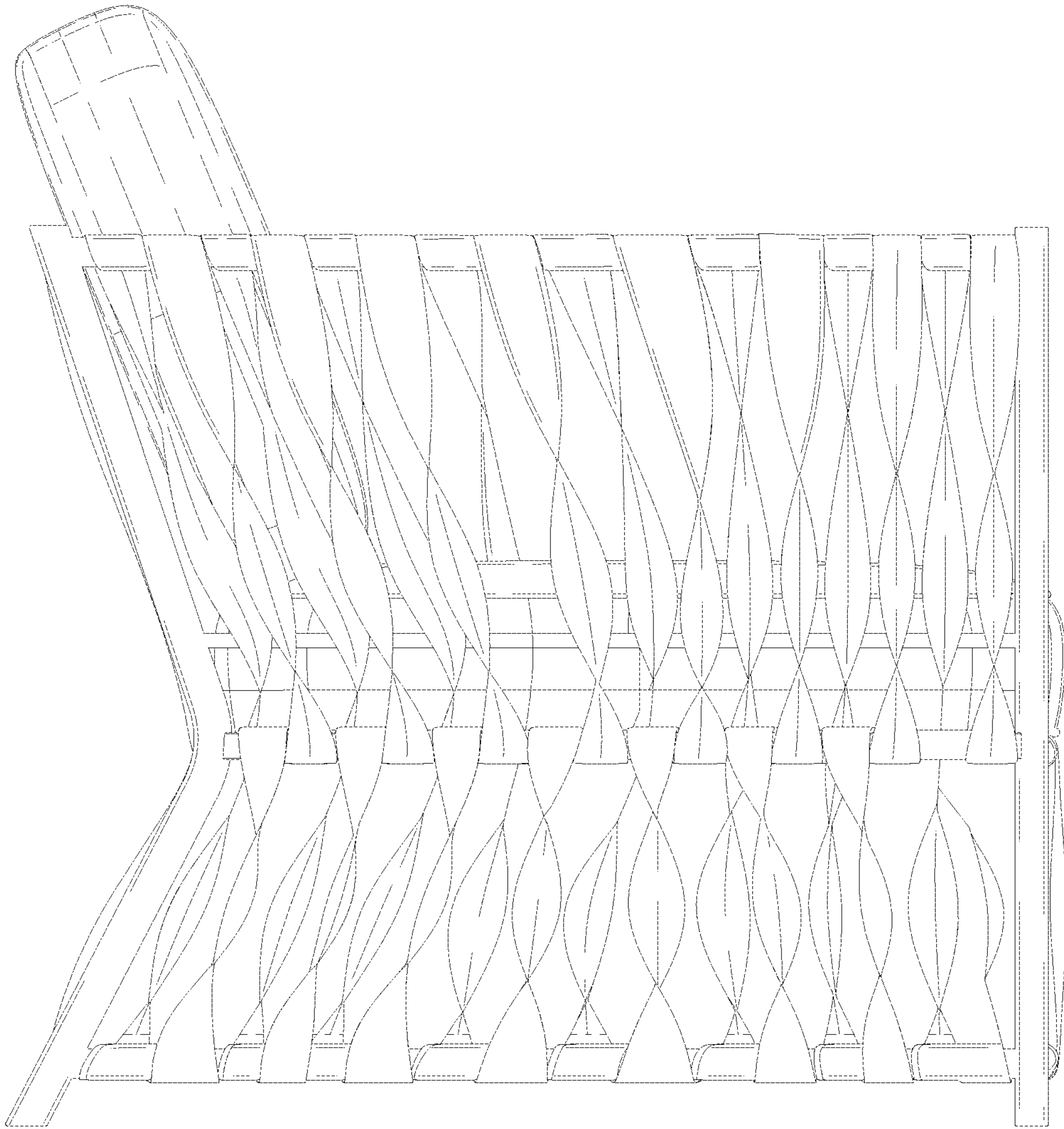


FIG. 4

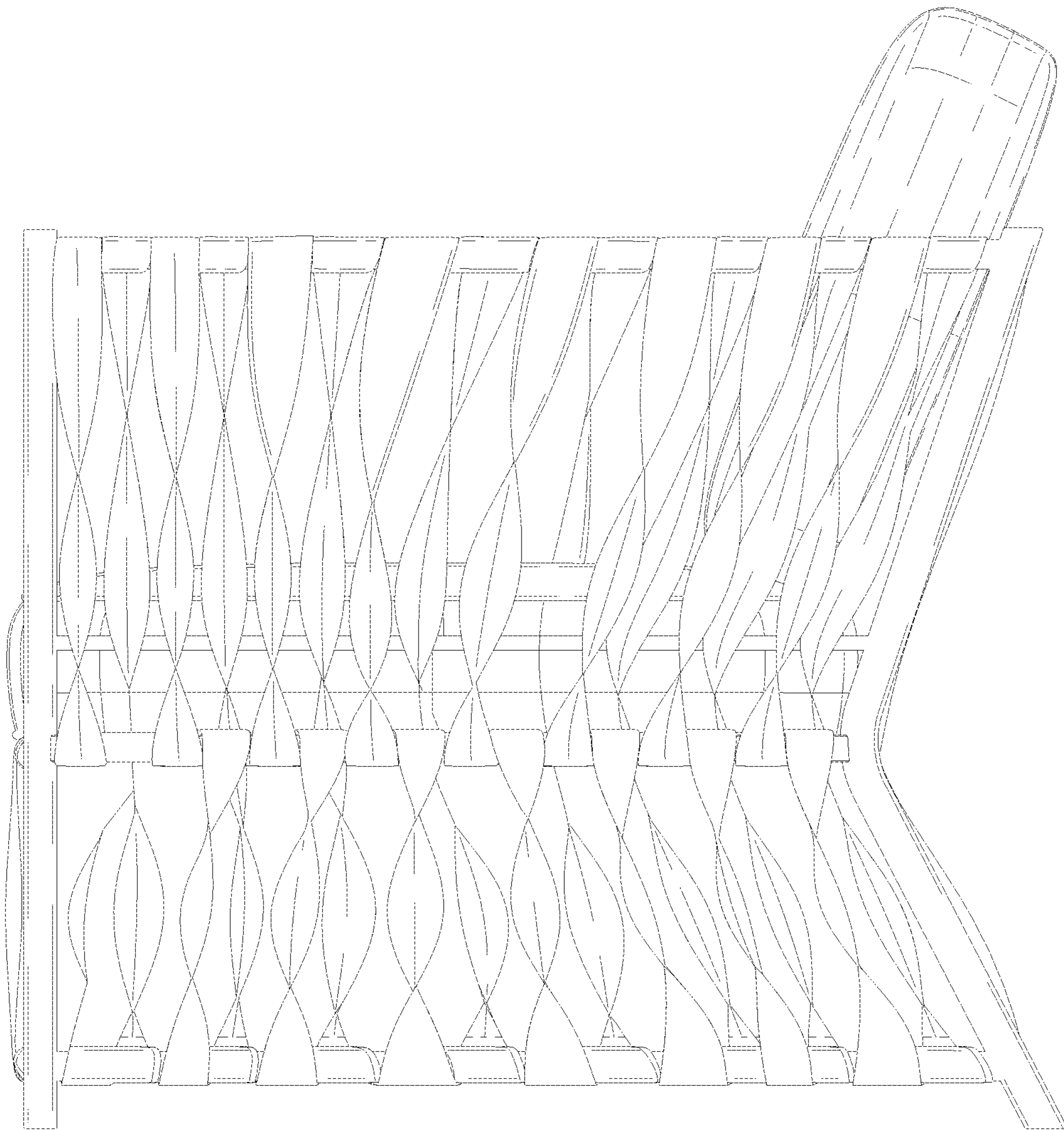


FIG. 5




FIG. 6






FIG. 7