

US00D965320S

(12) **United States Design Patent** (10) **Patent No.:** **US D965,320 S**
Cai et al. (45) **Date of Patent:** **** Oct. 4, 2022**

(54) **GAMING CHAIR**

22/995; F16B 2/08; F16B 45/00; Y10S
297/01; A47D 13/10

(71) Applicant: **NINGBO YOURLITE IMPORT & EXPORT CO., LTD.**, Ningbo (CN)

See application file for complete search history.

(72) Inventors: **Xiaoyu Cai**, Ningbo (CN); **Jinbin Wang**, Ningbo (CN)

(56) **References Cited**

(73) Assignee: **NINGBO YOURLITE IMPORT & EXPORT CO., LTD.**, Ningbo (CN)

U.S. PATENT DOCUMENTS

(**) Term: **15 Years**

D509,077 S *	9/2005	Beermann	D6/356
D656,751 S *	4/2012	Levorato	D6/356
D847,526 S *	5/2019	Wang	D6/366
D851,435 S *	6/2019	Shen	D6/716
D851,436 S *	6/2019	Shen	D6/716
D851,974 S *	6/2019	Shen	D6/716
D852,523 S *	7/2019	Ritzel	D6/356
D852,563 S *	7/2019	Shen	D6/716
D854,846 S *	7/2019	Shen	D6/366
D856,696 S *	8/2019	Shen	D6/366
D856,697 S *	8/2019	Shen	D6/366
D856,698 S *	8/2019	Shen	D6/366
D859,865 S *	9/2019	Berlinches	D6/366

(21) Appl. No.: **29/752,124**

(22) Filed: **Sep. 25, 2020**

(51) **LOC (13) Cl.** **06-01**

(52) **U.S. Cl.**
USPC **D6/366**

(58) **Field of Classification Search**
USPC D6/356, 364, 365, 366, 367, 379, 716,
D6/716.4, 716.7, 360, 380; D21/521, 695
CPC A47C 1/03294; A47C 1/034; A47C 1/032;
A47C 1/031; A47C 1/023; A47C 3/029;
A47C 3/027; A47C 3/04; A47C 3/02;
A47C 3/12; A47C 4/03; A47C 4/04;
A47C 5/12; A47C 7/029; A47C 7/02;
A47C 7/18; A47C 7/28; A47C 7/32;
A47C 7/38; A47C 7/40; A47C 7/44;
A47C 7/46; A47C 7/54; A47C 7/425;
A47C 7/445; A47C 31/023; A47C 31/04;
B60R 2/0284; B60R 2/062; B60R 22/001;
B60R 22/24; B60R 22/28; B60R 22/58;
B60R 22/64; B60R 22/68; B60R 22/80;
B60R 22/99; B60R 22/245; B60R 22/643;
B60R 22/646; B60R 22/665; B60R
22/686; B60R 22/688; B60R 22/803;
B60R 22/986; B60R 22/914; B60R

(Continued)

Primary Examiner — Paul D Bohannon
(74) *Attorney, Agent, or Firm* — Bayramoglu Law Offices
LLC

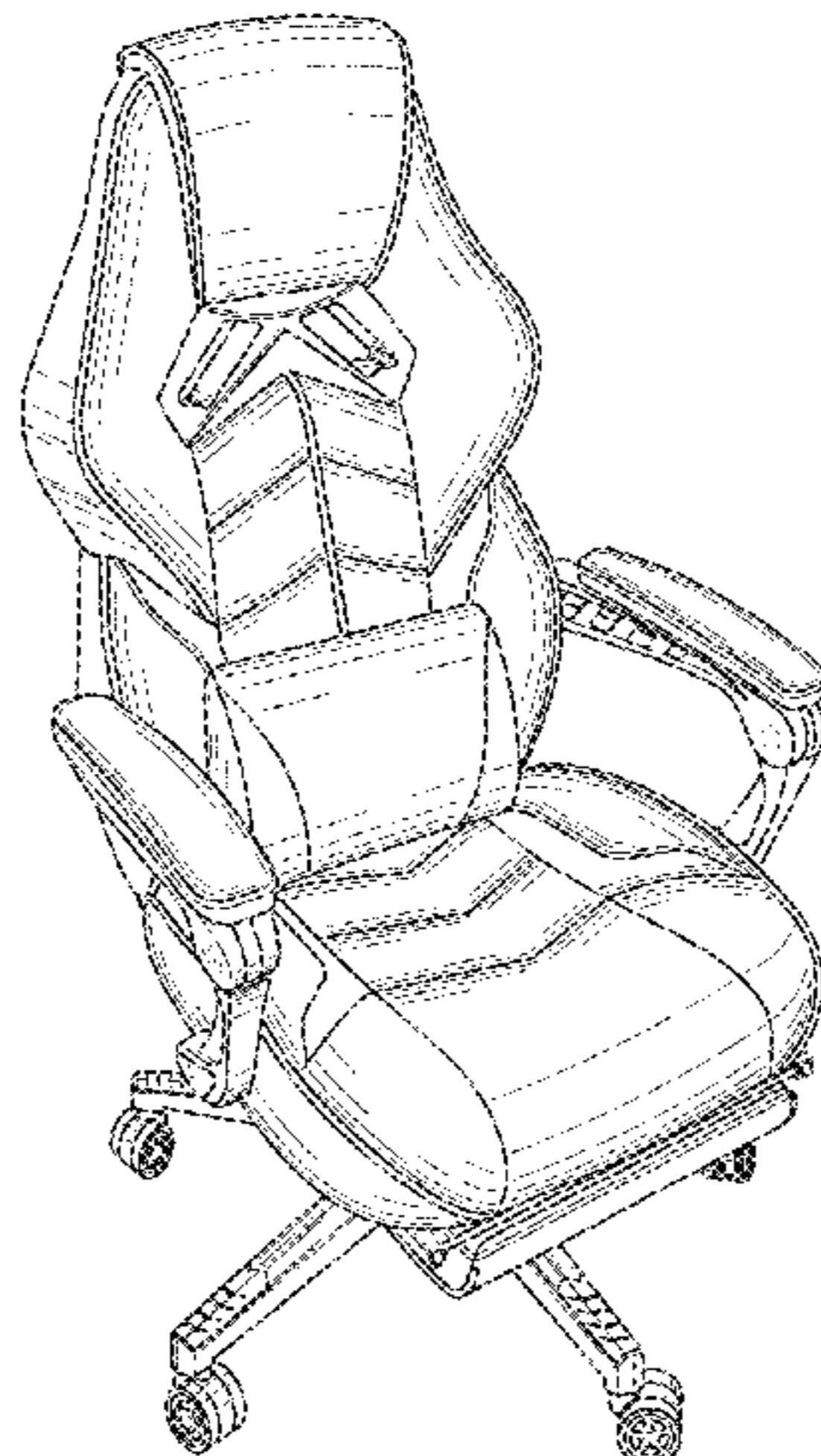
(57) **CLAIM**

The ornamental design for a gaming chair, as shown and described.

DESCRIPTION

FIG. 1 is a front perspective view of a gaming chair showing our new design;
FIG. 2 is a front view thereof;
FIG. 3 is a rear view thereof;
FIG. 4 is a left side view thereof;
FIG. 5 is a right side view thereof;
FIG. 6 is a top view thereof;
FIG. 7 is a rear perspective view thereof; and,
FIG. 8 is a front perspective view thereof in a lie-down configuration.
A bottom view is omitted since the bottom view is invisible in normal use.

(Continued)



The broken lines shown in the drawings are for the purpose of illustrating portions of the gaming chair that form no part of the claimed design.

1 Claim, 8 Drawing Sheets

(56) **References Cited**

U.S. PATENT DOCUMENTS

10,399,472	B2 *	9/2019	Iwakata	B60N 2/5825
10,406,953	B2 *	9/2019	Tokumoto	B60N 2/688
D861,367	S *	10/2019	Shen	D6/366
D869,214	S *	12/2019	Chen	D6/716
D878,785	S *	3/2020	Qi	D6/366
D879,493	S *	3/2020	Peng	D6/366
D880,883	S *	4/2020	Li	D6/366
D881,594	S *	4/2020	Piantoni	D6/356
D885,779	S *	6/2020	Li	D6/366
D891,136	S *	7/2020	Wu	D6/366
D893,910	S *	8/2020	Ko	D6/366
D918,634	S *	5/2021	Peng	D6/716.1
D935,796	S *	11/2021	Li	D6/366

* cited by examiner

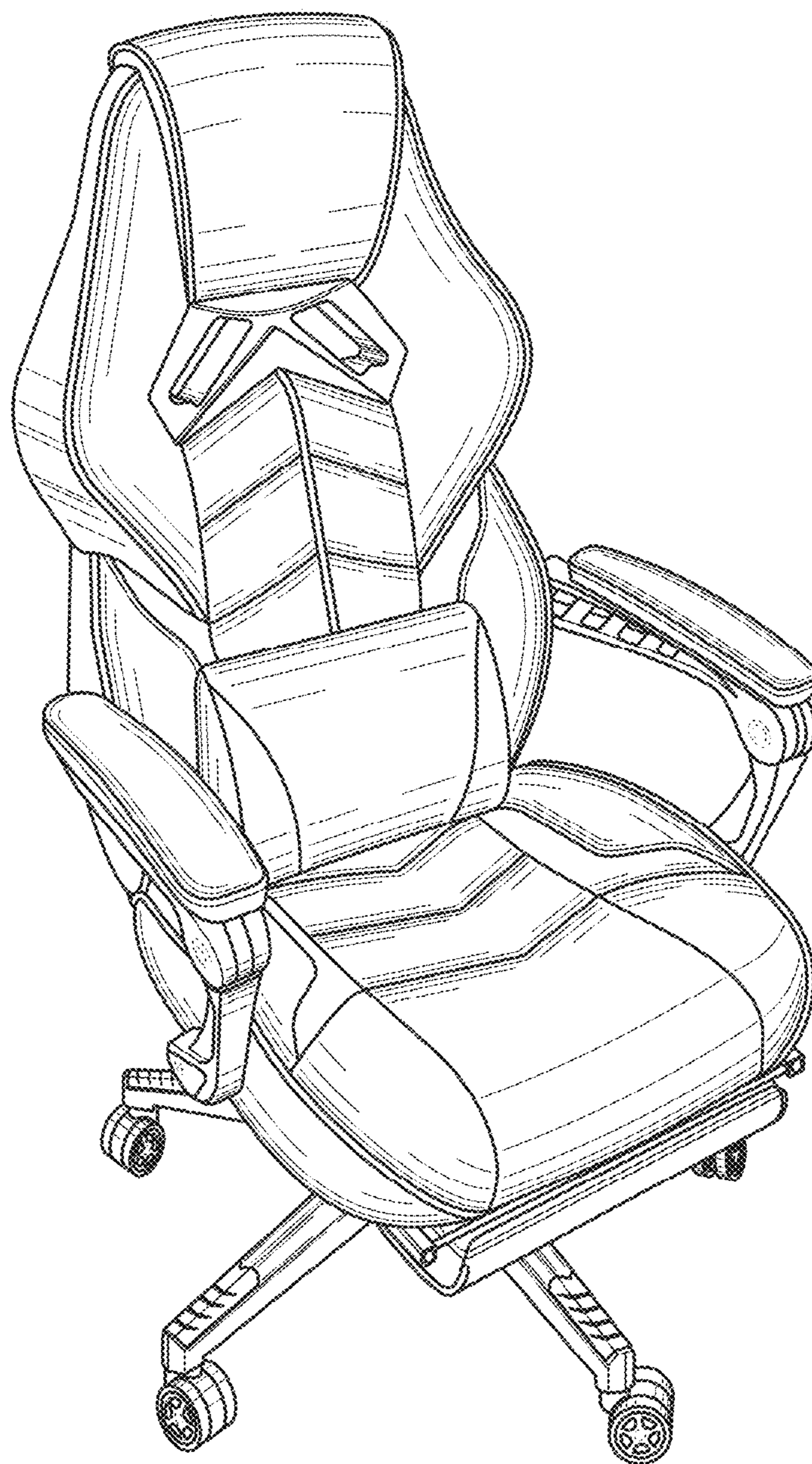


FIG. 1

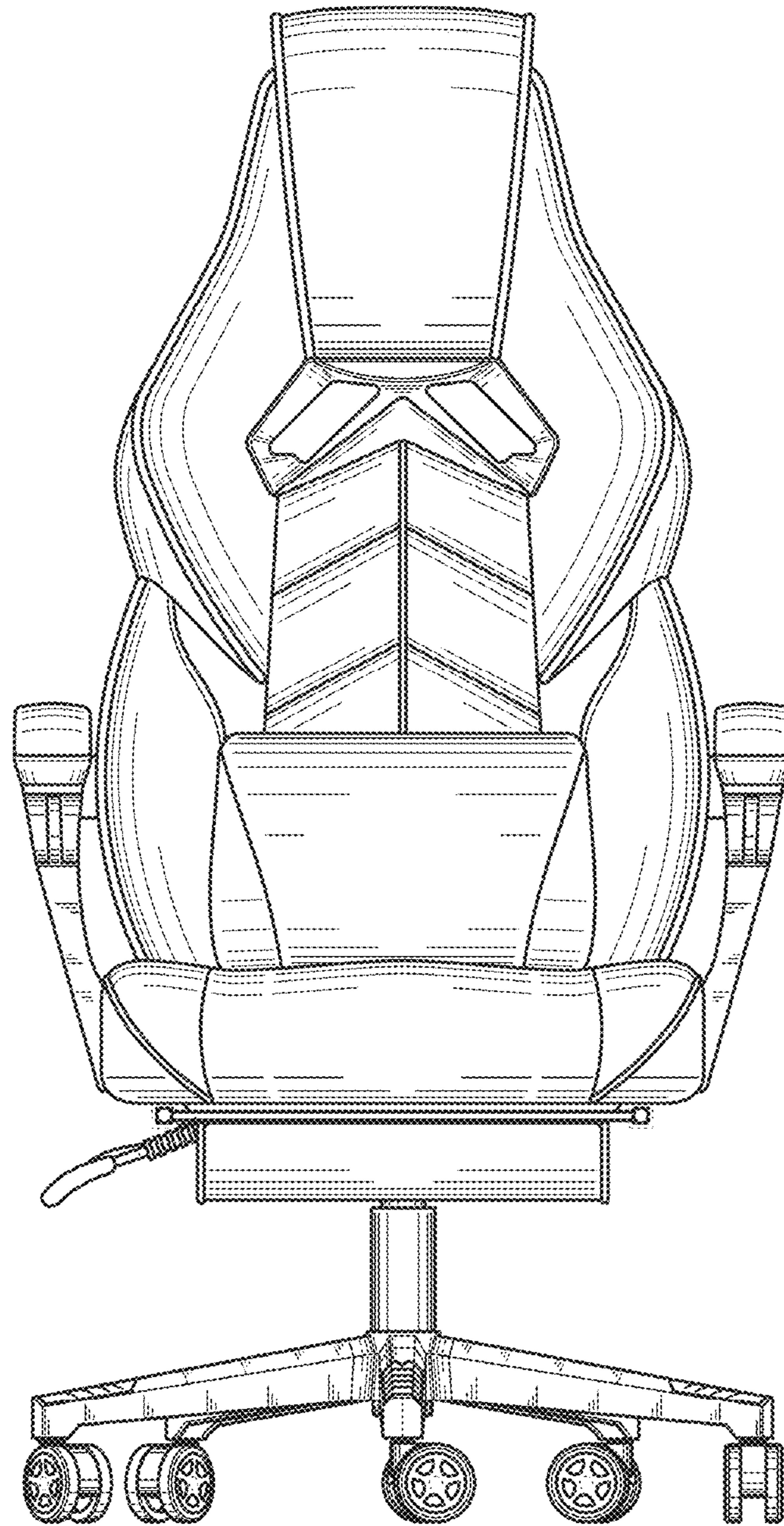


FIG. 2

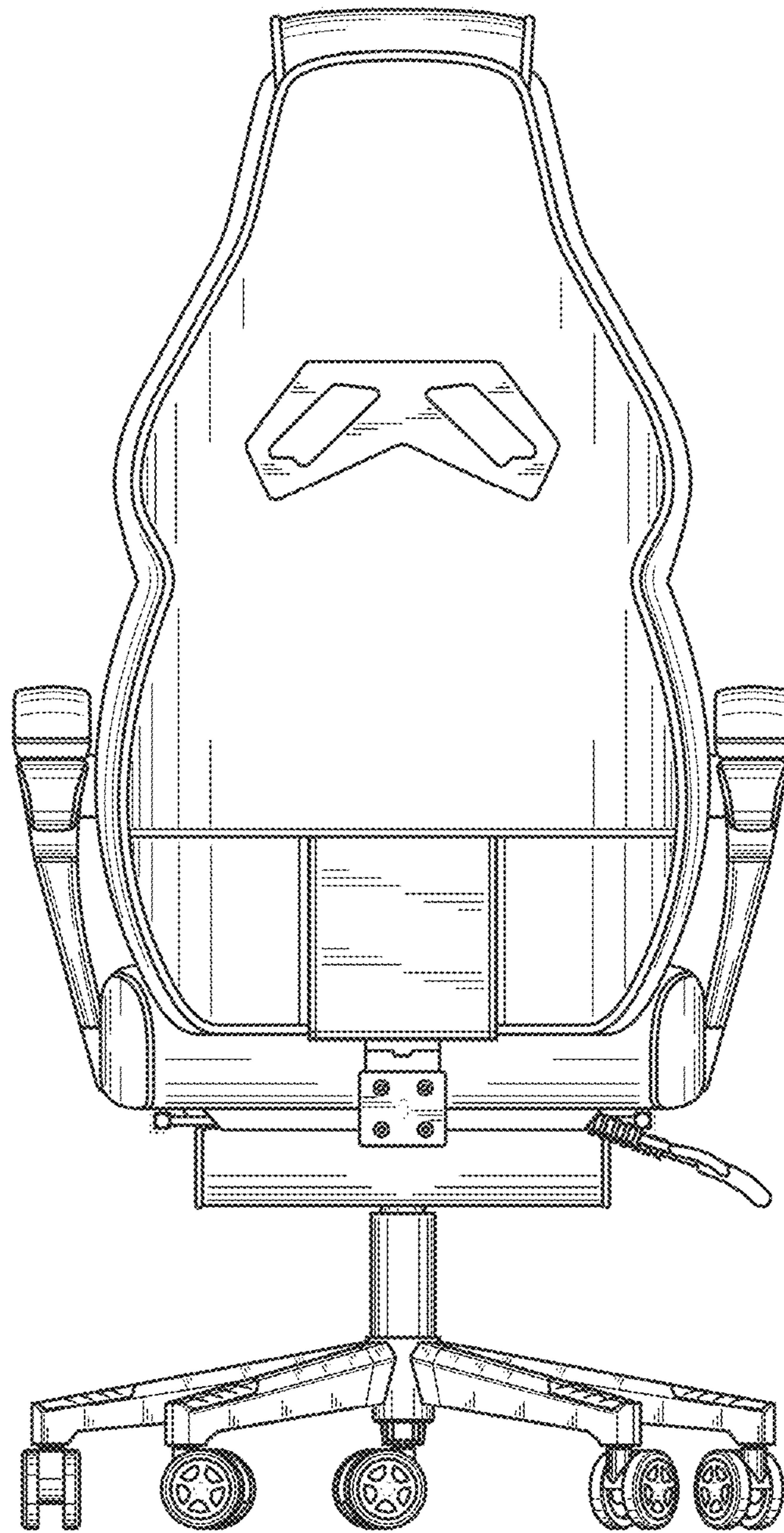


FIG. 3

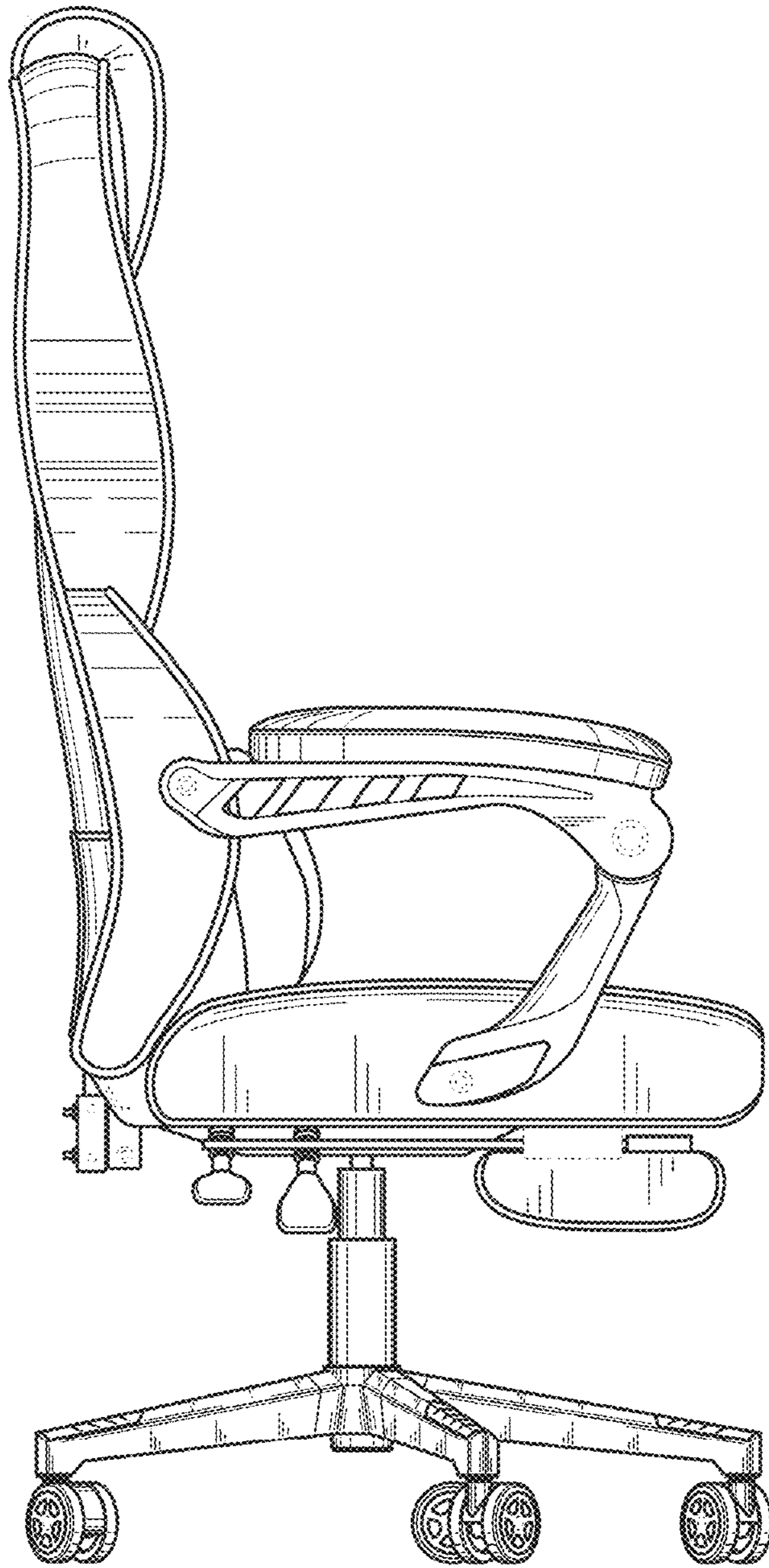


FIG. 4

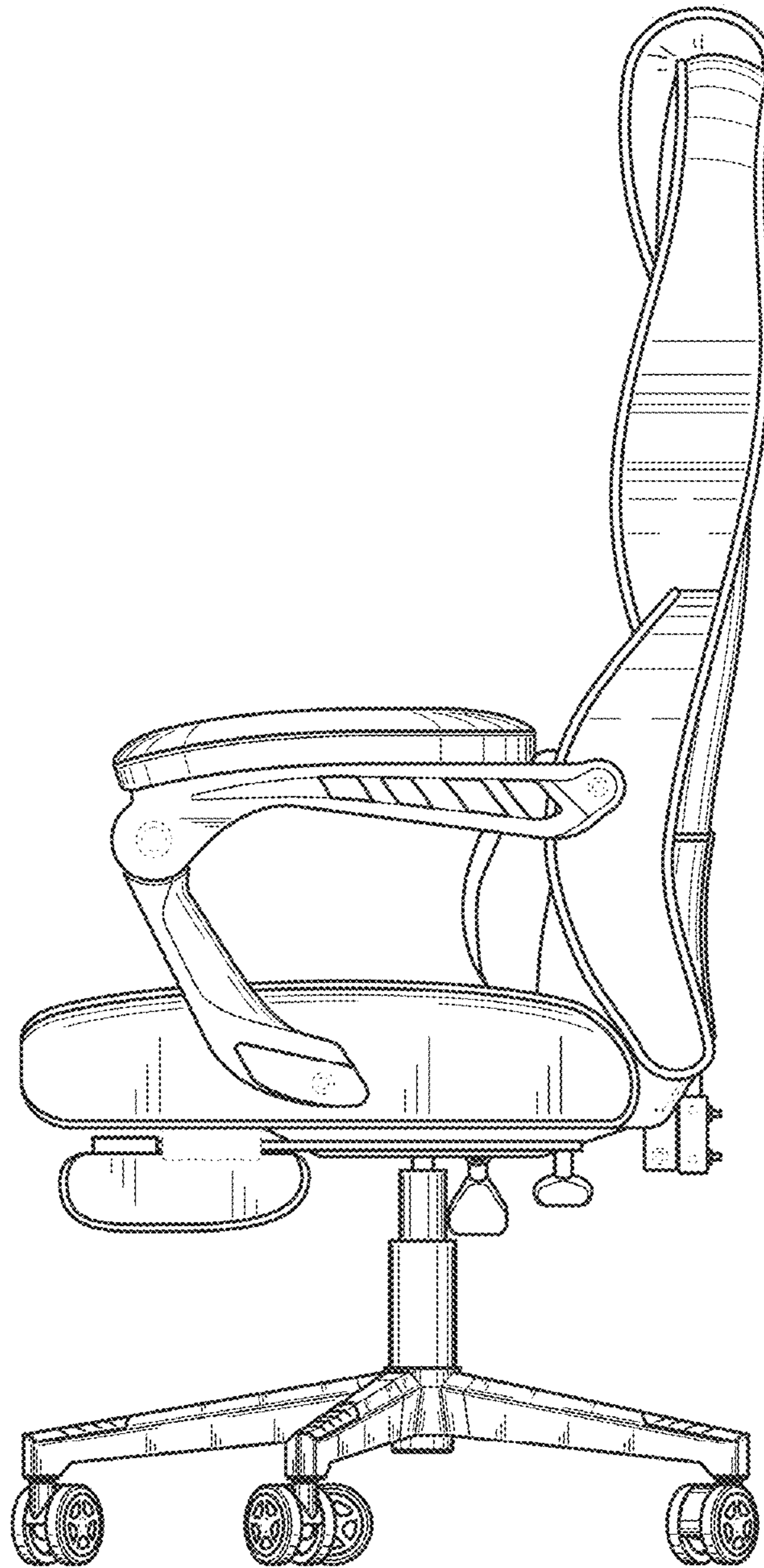


FIG. 5

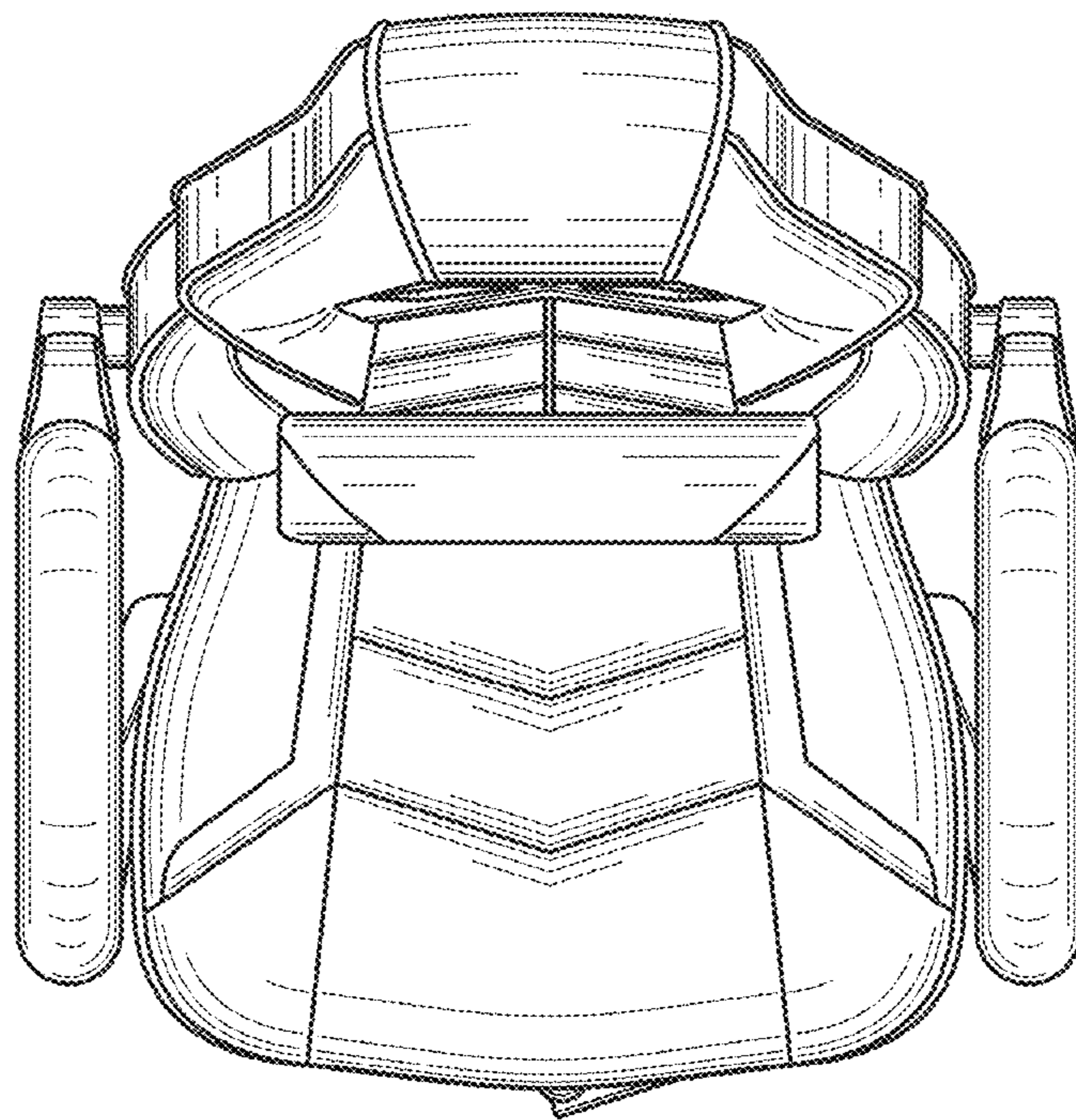


FIG. 6

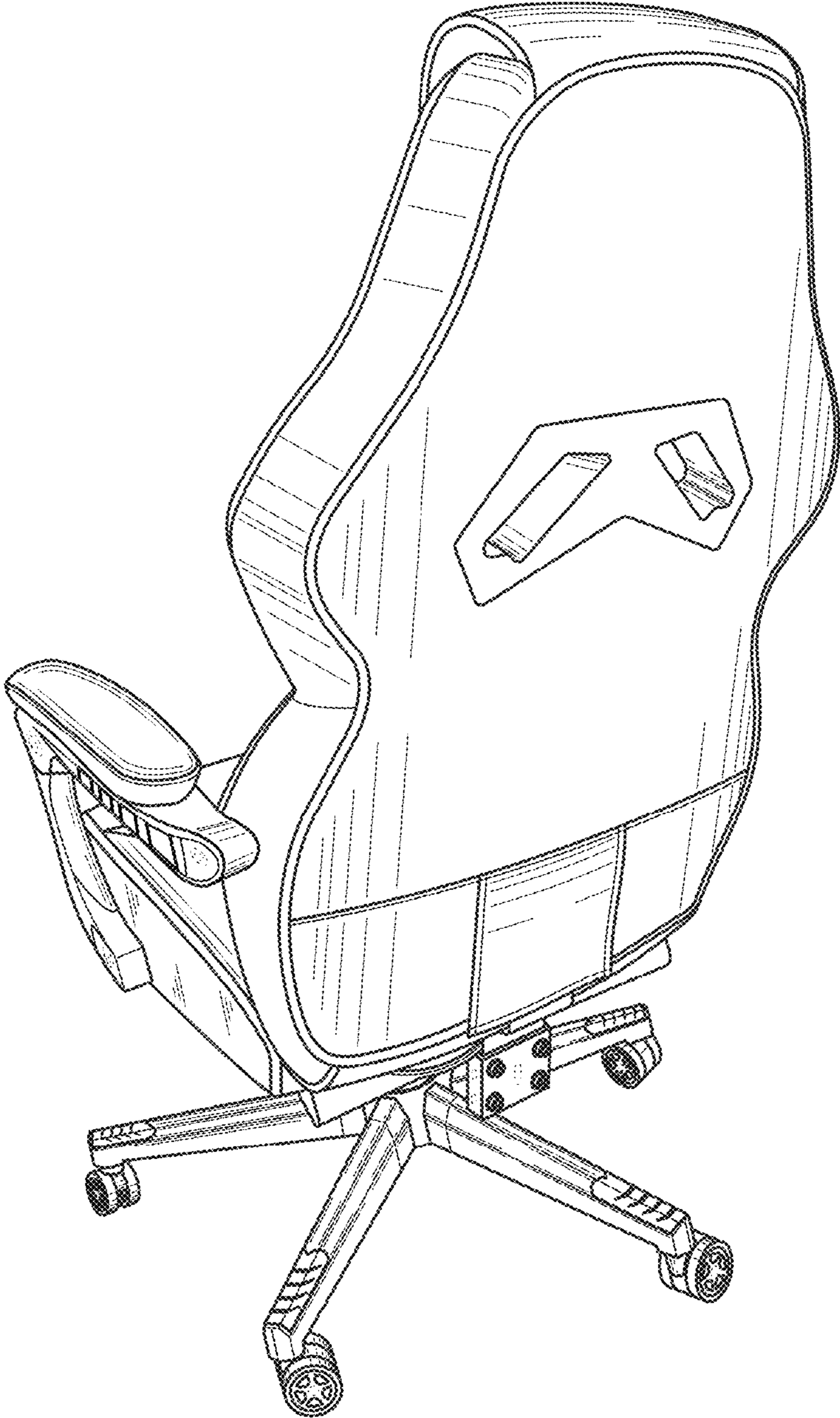


FIG. 7



FIG. 8