



US00D965305S

(12) **United States Design Patent**  
**Yan et al.**

(10) **Patent No.:** **US D965,305 S**  
(45) **Date of Patent:** **\*\* Oct. 4, 2022**

- (54) **RETRACTABLE NEEDLE COMB**
- (71) Applicant: **Suzhou Shengkang Plastic Electric Co., Ltd., Suzhou (CN)**
- (72) Inventors: **Yongkang Yan, Jiangsu (CN); Changzhou Yan, Jiangsu (CN)**
- (73) Assignee: **Suzhou Shengkang Plastic Electric Co., Ltd., Suzhou (CN)**

D715,061 S \* 10/2014 Schouten ..... D4/133  
 D798,000 S \* 9/2017 Knoll ..... D4/106  
 D891,710 S \* 7/2020 Zhang ..... D30/158  
 D935,196 S \* 11/2021 Zheng ..... D4/134  
 (Continued)

- (\*\*) Term: **15 Years**
- (21) Appl. No.: **29/728,960**
- (22) Filed: **Mar. 23, 2020**

**FOREIGN PATENT DOCUMENTS**

CN 301420429 \* 12/2010  
 CN 301420431 \* 12/2010  
 (Continued)

(30) **Foreign Application Priority Data**

Mar. 14, 2020 (CN) ..... 202030085758.6

- (51) **LOC (13) Cl.** ..... **30-10**
- (52) **U.S. Cl.**  
USPC ..... **D4/121; D30/158**
- (58) **Field of Classification Search**  
USPC ..... D4/100, 102, 119, 120, 121, 122, 123,  
D4/127, 128, 129, 130, 132, 133, 134,  
D4/135, 136, 137, 138, 199; D30/158,  
D30/159; D24/211, 212, 213, 214, 215;  
D28/63  
CPC ..... A46B 5/02; A46B 7/023; A46B 7/026;  
A46B 9/02; A46B 2200/10  
See application file for complete search history.

**OTHER PUBLICATIONS**

Amazon hot pet comb pet brush [on-line], [Original date of publication not known.] [Retrieved from the Internet Aug. 8, 2022.] URL: <<https://www.colorfulboutique.com/products/amazon-hot-pet-comb-pet-brush-dog-shaver-retractable-pet-comb-dog-shaver-brush-comb>> (Year: 2022).\*

*Primary Examiner* — Karen E Eldridge Powers  
 (74) *Attorney, Agent, or Firm* — Wayne IP LLC

(57) **CLAIM**

The ornamental design for a retractable needle comb, as shown and described.

**DESCRIPTION**

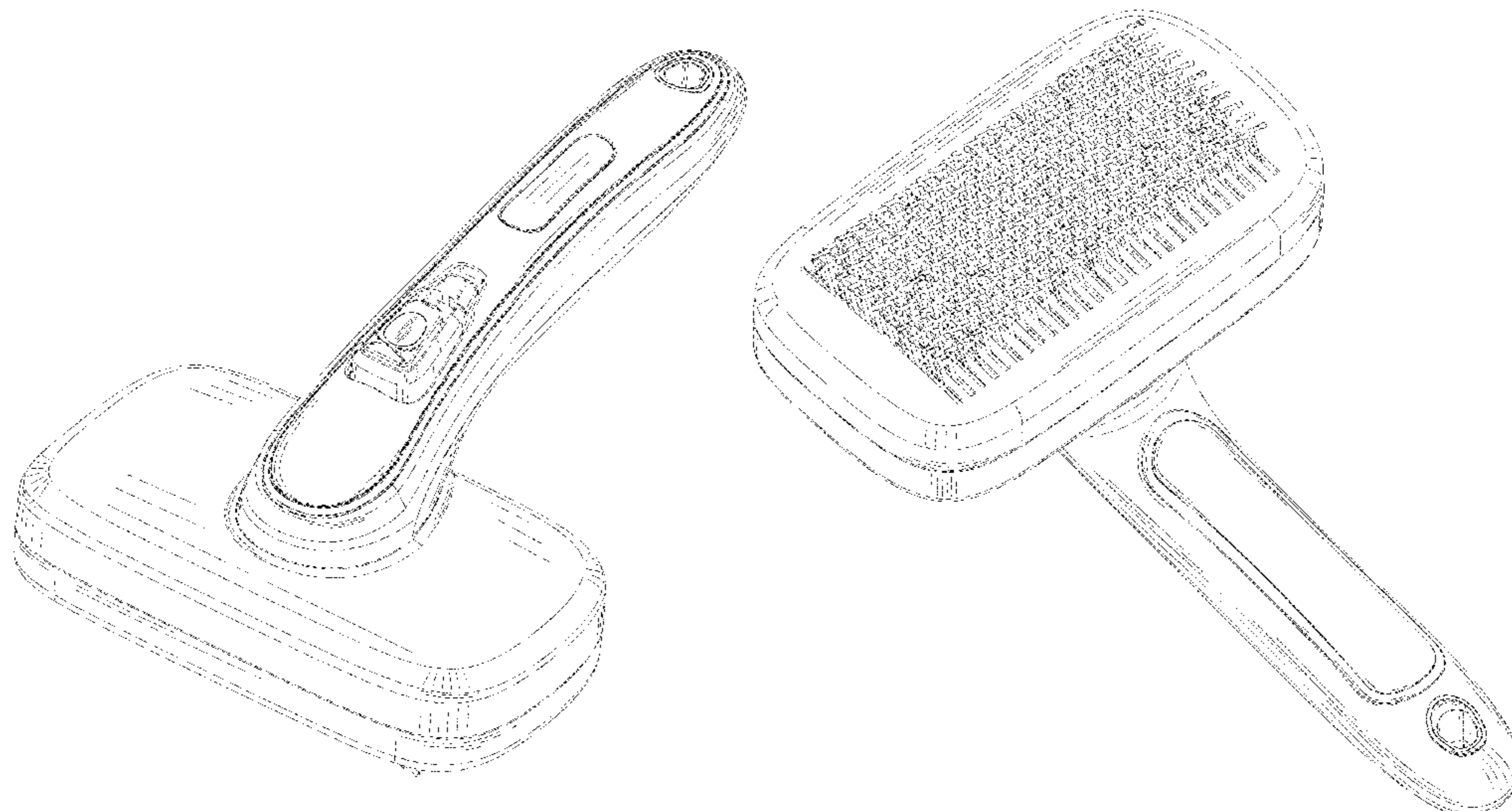
FIG. 1 is a front, top and right side perspective view of a retractable needle comb showing my new design;  
 FIG. 2 is a back, bottom and left side perspective view thereof.  
 FIG. 3 is a front elevational view thereof;  
 FIG. 4 is a back elevational view thereof;  
 FIG. 5 is a left side elevational view thereof;  
 FIG. 6 is a right side elevational view thereof;  
 FIG. 7 is a top plan view thereof; and,  
 FIG. 8 is a bottom plan view thereof.  
 The broken lines in the drawings illustrate portions of the retractable needle comb that form no part of the claimed design.

(56) **References Cited**

**U.S. PATENT DOCUMENTS**

4,504,998 A \* 3/1985 Price ..... A46D 1/00  
15/186  
 D465,930 S \* 11/2002 Offer ..... D4/134  
 D470,981 S \* 2/2003 Simon ..... D30/158  
 D507,682 S \* 7/2005 Dunn ..... D4/138  
 D578,772 S \* 10/2008 Provost ..... D4/136  
 D616,651 S \* 6/2010 Lin ..... D30/158

**1 Claim, 8 Drawing Sheets**



(56)

**References Cited**

U.S. PATENT DOCUMENTS

D939,154 S \* 12/2021 Tang ..... D30/159  
D939,222 S \* 12/2021 Brandt ..... D4/138

FOREIGN PATENT DOCUMENTS

CN 305952164 \* 7/2020  
GB 1029250 \* 12/2010

\* cited by examiner



FIG. 1






FIG. 2

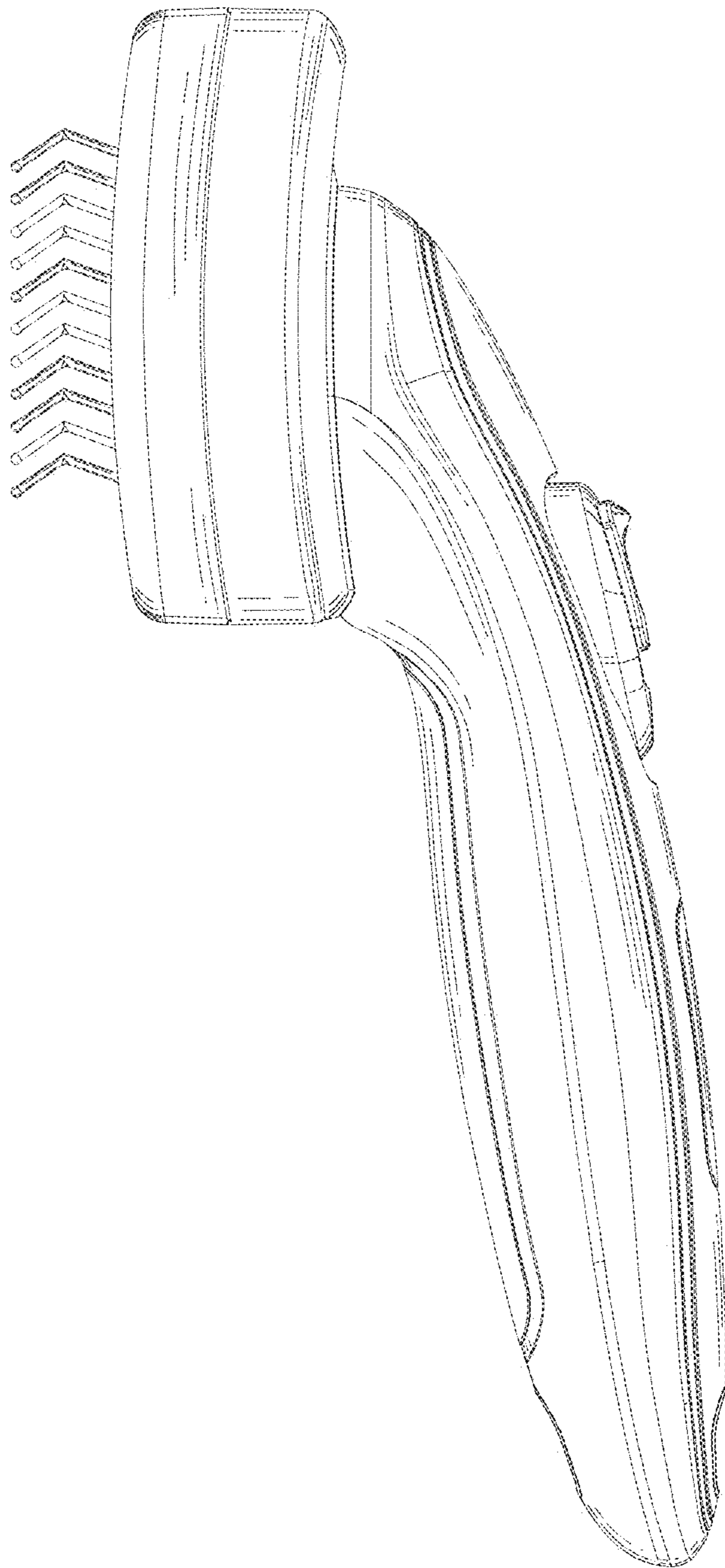


FIG. 3

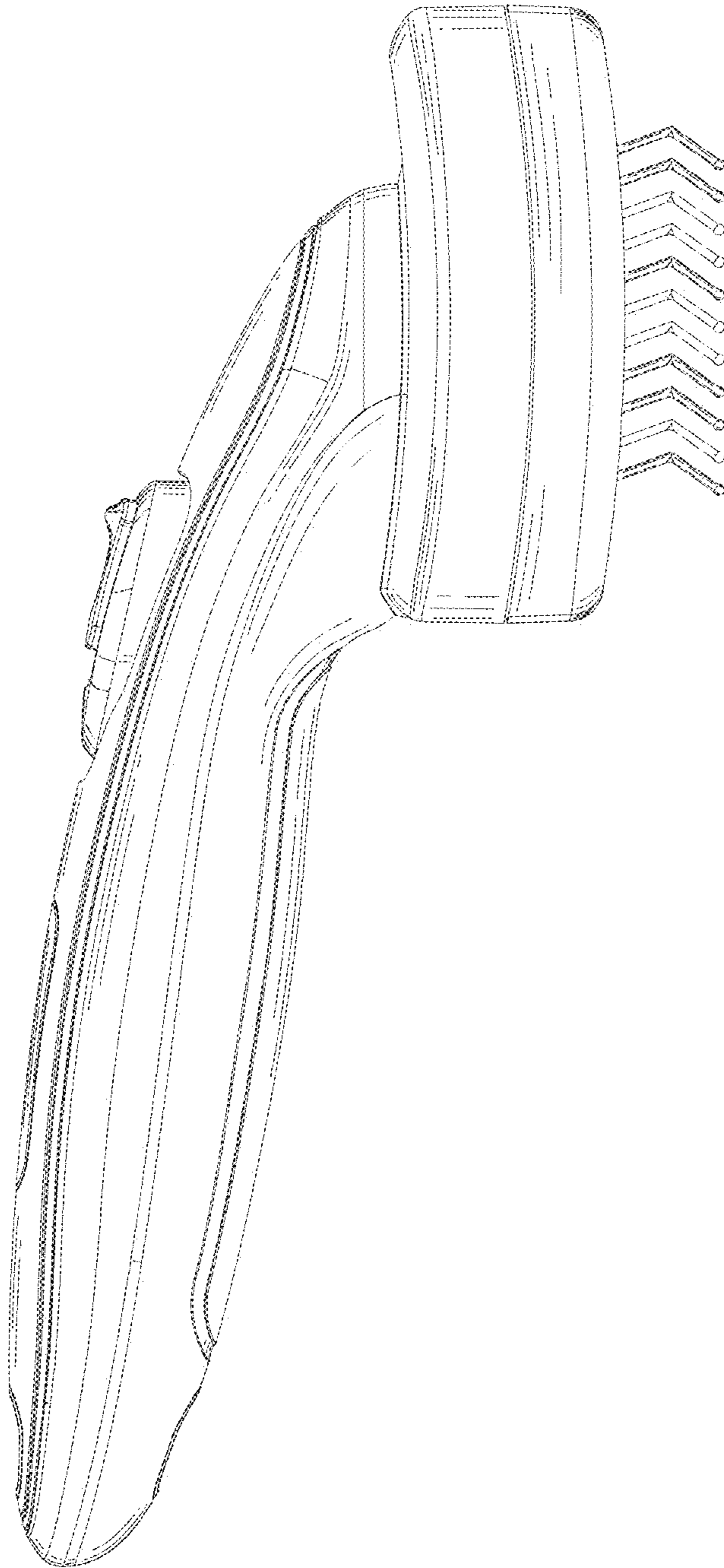


FIG. 4



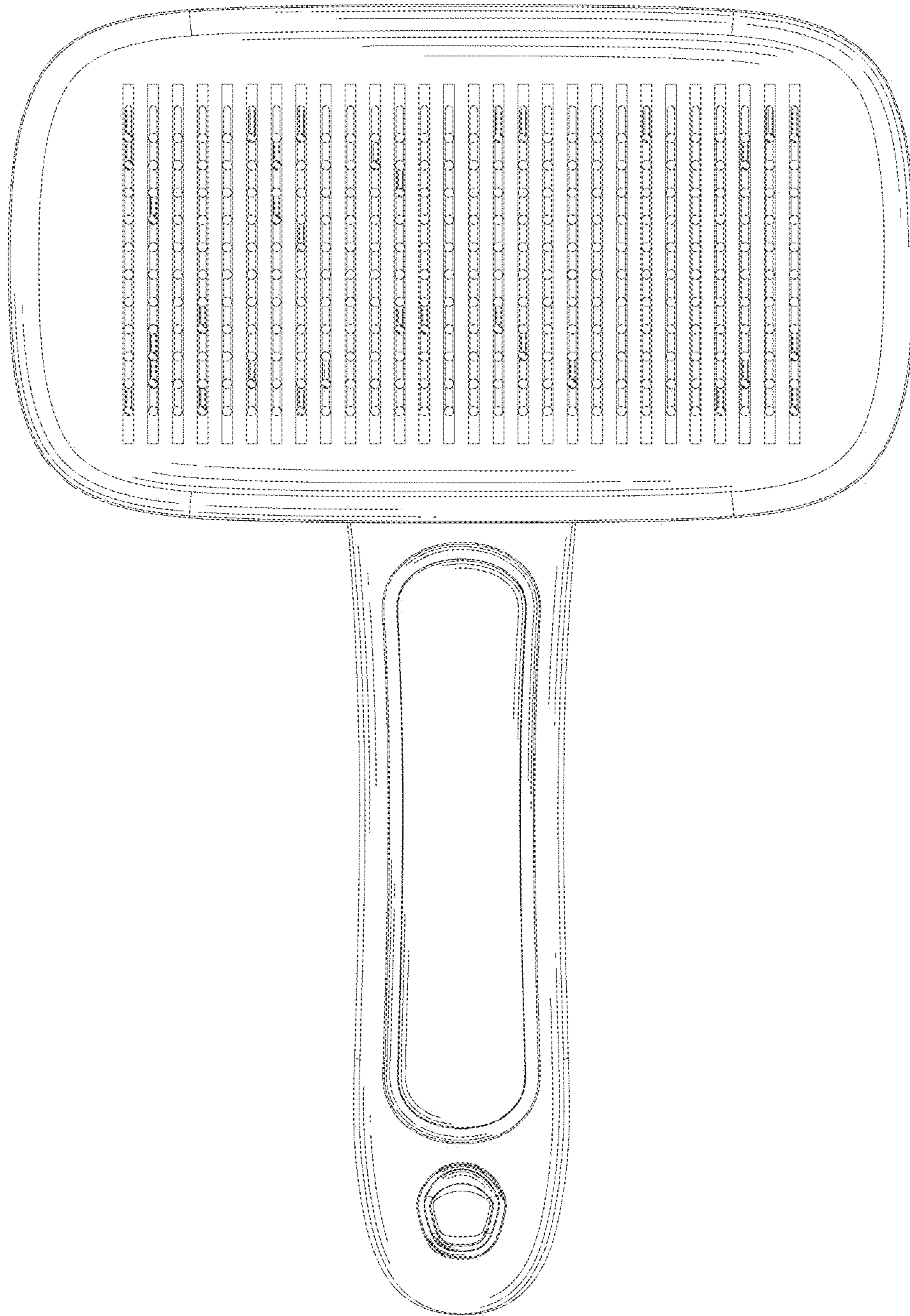


FIG. 5

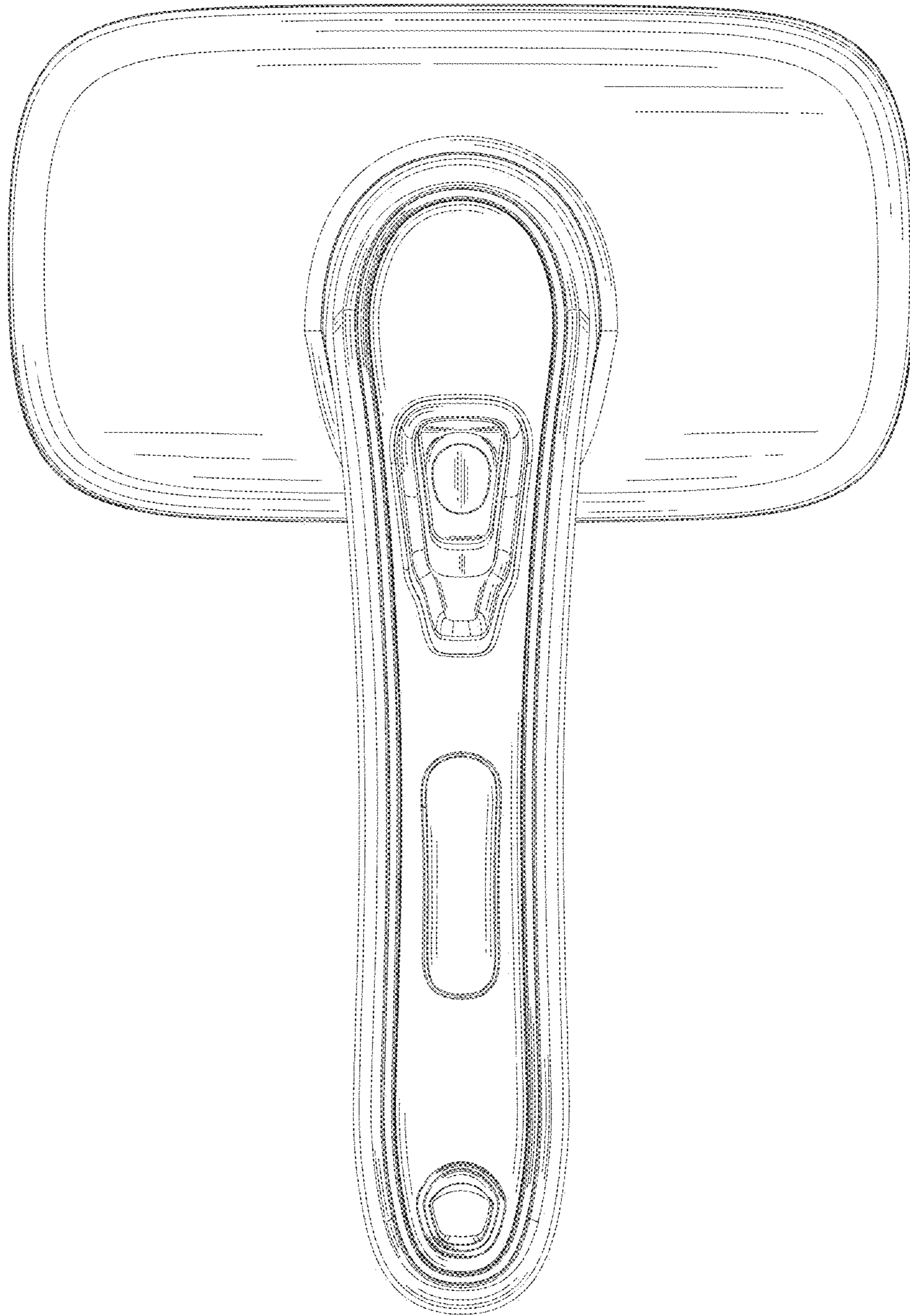


FIG. 6



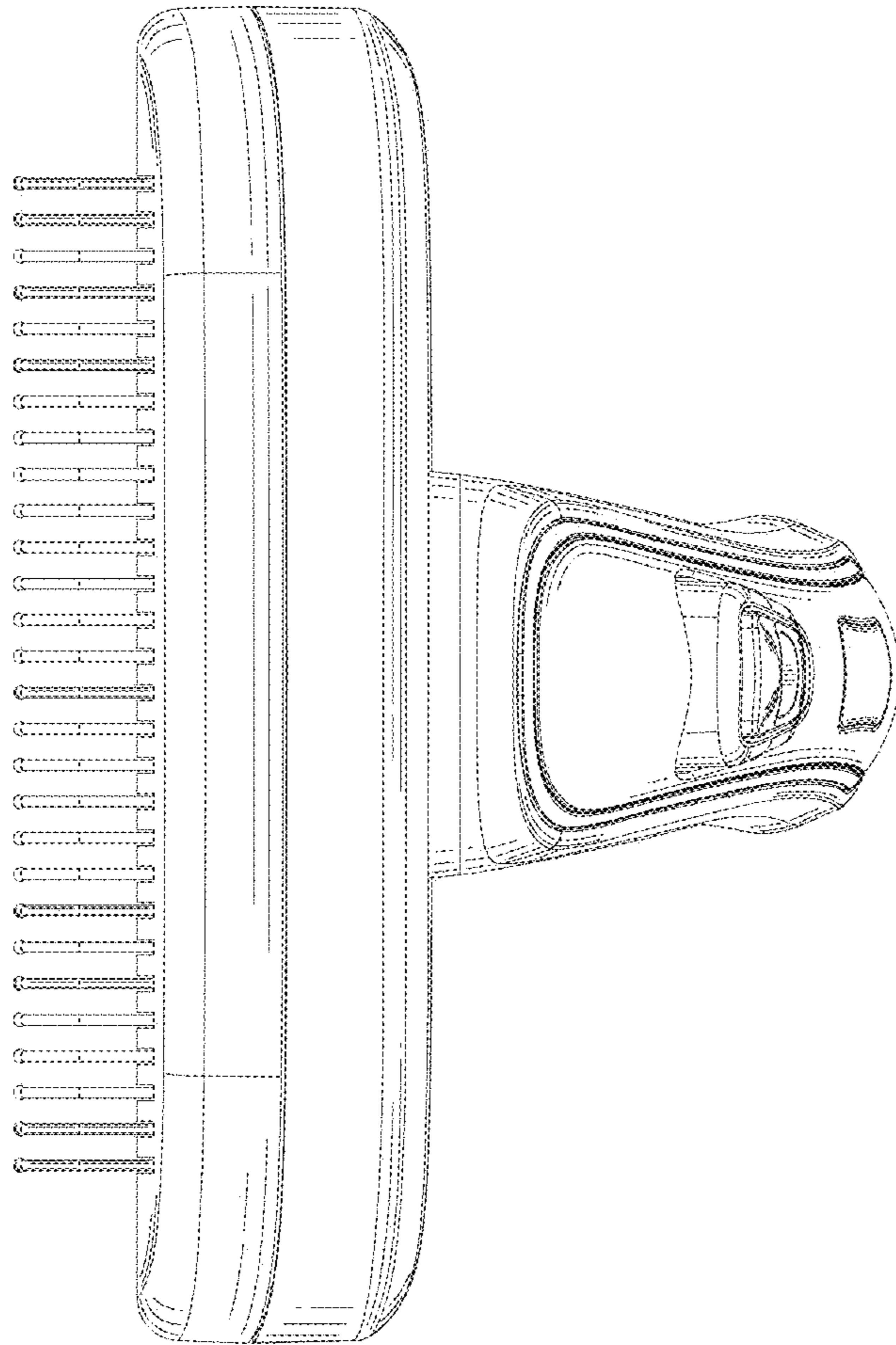


FIG. 7

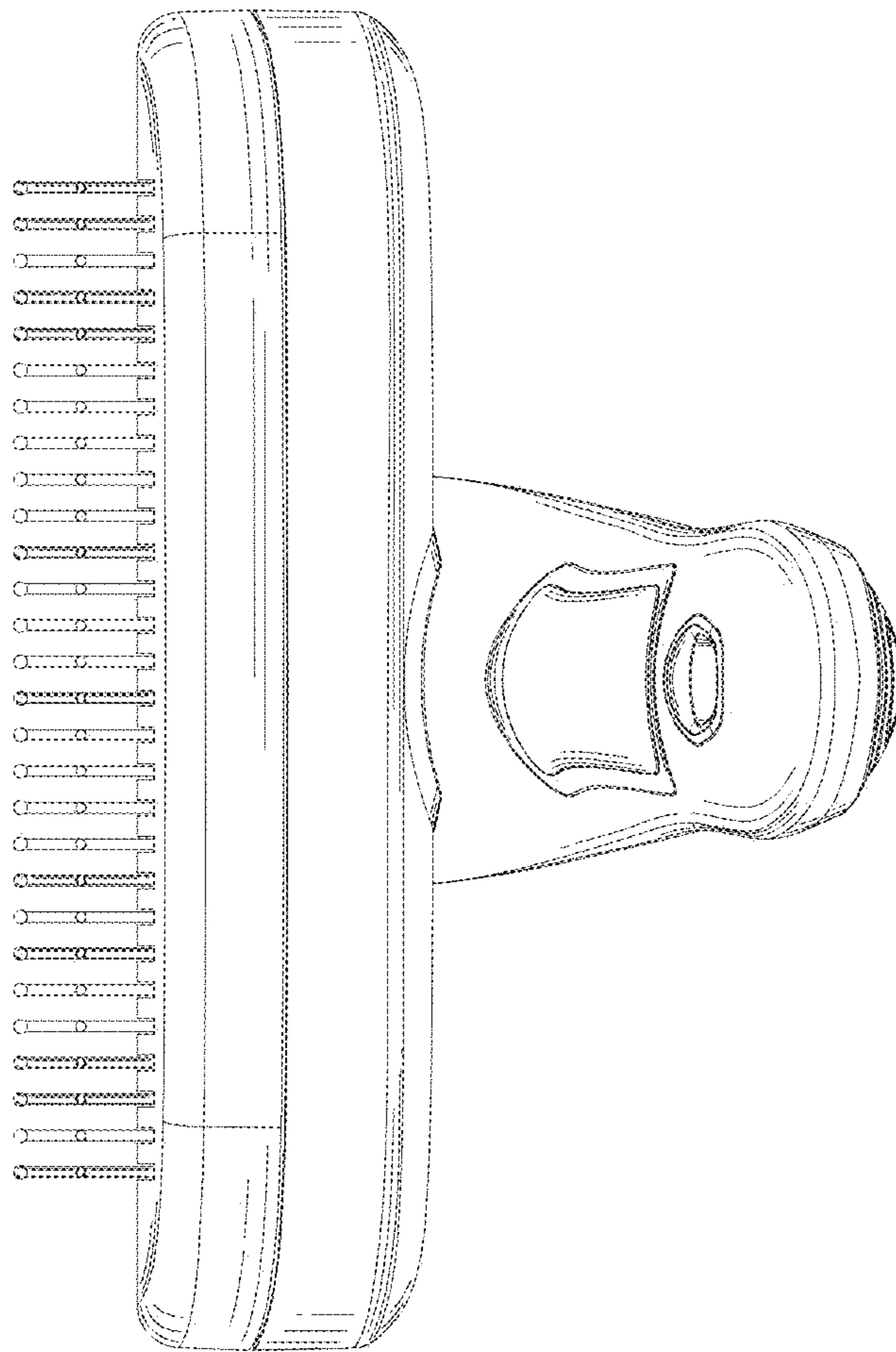


FIG. 8