



US00D965289S

(12) **United States Design Patent**  
**Tang**

(10) **Patent No.:** **US D965,289 S**

(45) **Date of Patent:** **\*\* Oct. 4, 2022**

(54) **WAIST BAG**

(71) Applicant: **Hui Tang**, Guangdong (CN)

(72) Inventor: **Hui Tang**, Guangdong (CN)

(\*\*) Term: **15 Years**

(21) Appl. No.: **29/810,978**

(22) Filed: **Oct. 11, 2021**

(30) **Foreign Application Priority Data**

Sep. 4, 2021 (CN) ..... 202130583790.1

(51) **LOC (13) Cl.** ..... **03-01**

(52) **U.S. Cl.**  
USPC ..... **D3/226**

(58) **Field of Classification Search**  
USPC ..... D3/201, 207, 215, 221, 224, 226,  
D3/232-233, 240-243, 245-246, 249,  
D3/253, 303; D2/624, 627, 631  
CPC ..... A41F 1/00; A41F 9/00; A41F 9/02; A41F  
9/002

See application file for complete search history.

(56) **References Cited**

**U.S. PATENT DOCUMENTS**

D395,163 S 1/1998 Huang  
D426,058 S \* 6/2000 Gaines ..... D3/226

D552,344 S \* 10/2007 Shigemori ..... D3/218  
D682,542 S 5/2013 Williams  
D772,574 S \* 11/2016 Willows ..... D3/303  
D854,819 S \* 7/2019 Sassi ..... D3/226

\* cited by examiner

*Primary Examiner* — Catherine R Oliver-Garcia

(74) *Attorney, Agent, or Firm* — Georgi Korobanov

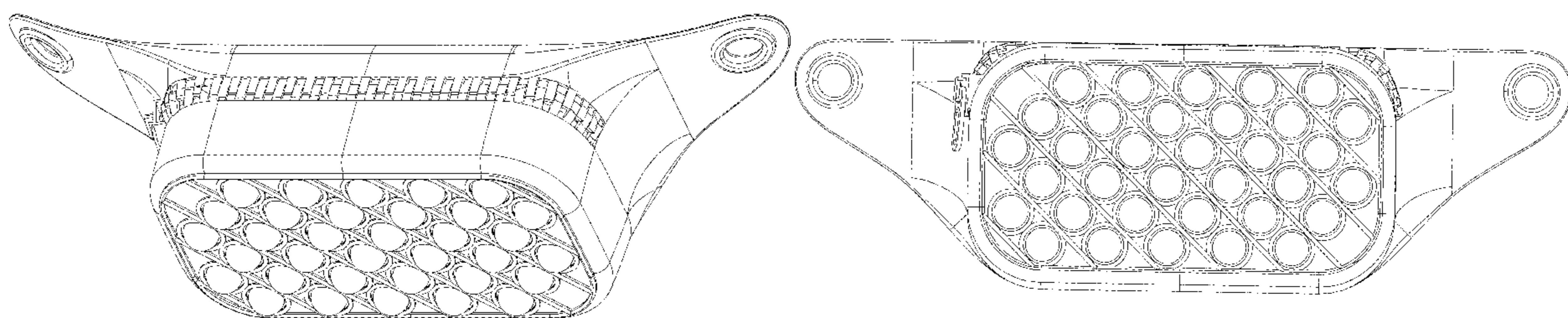
(57) **CLAIM**

The ornamental design for a waist bag, as shown and described.

**DESCRIPTION**

FIG. 1 is a top, front, right side perspective view of a waist bag showing my new design;  
FIG. 2 is a front elevation view thereof;  
FIG. 3 is a rear elevation view thereof;  
FIG. 4 is an enlarged left side elevation view thereof;  
FIG. 5 is an enlarged right side elevation view thereof;  
FIG. 6 is a top plan view thereof; and,  
FIG. 7 is a bottom plan view thereof.

**1 Claim, 7 Drawing Sheets**



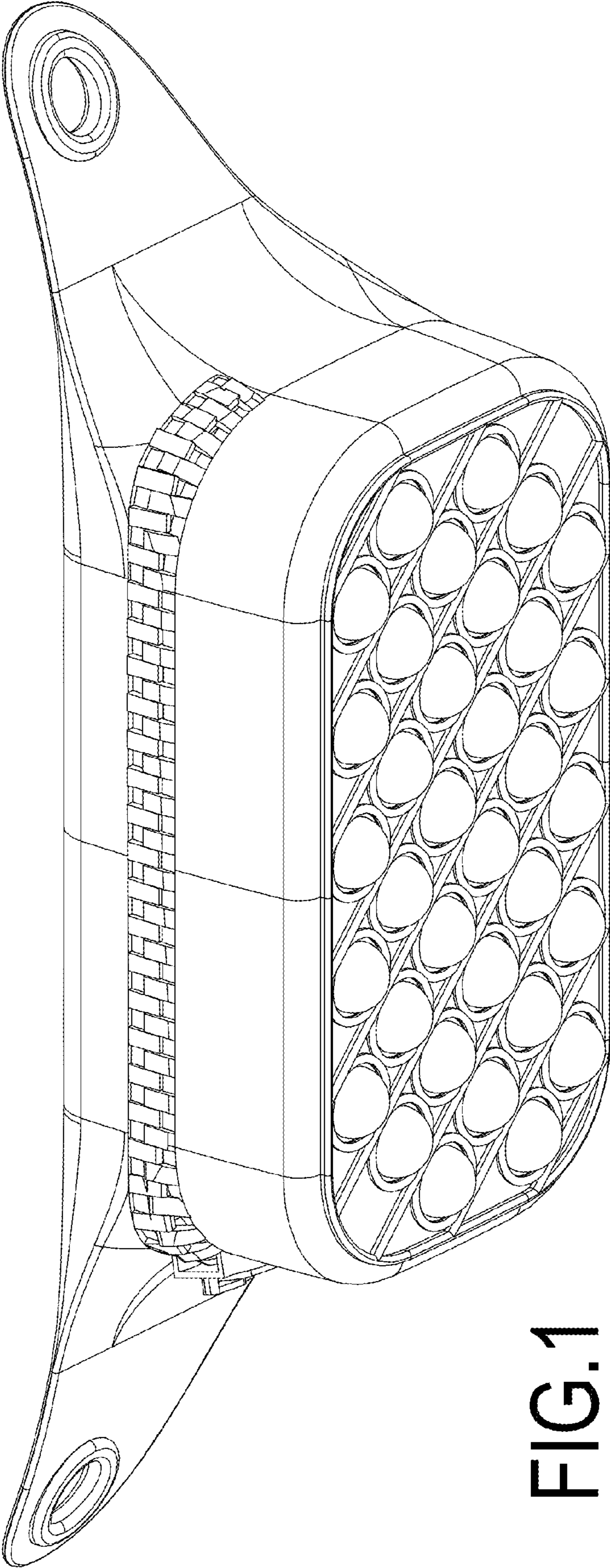


FIG.1




FIG.2




FIG.3

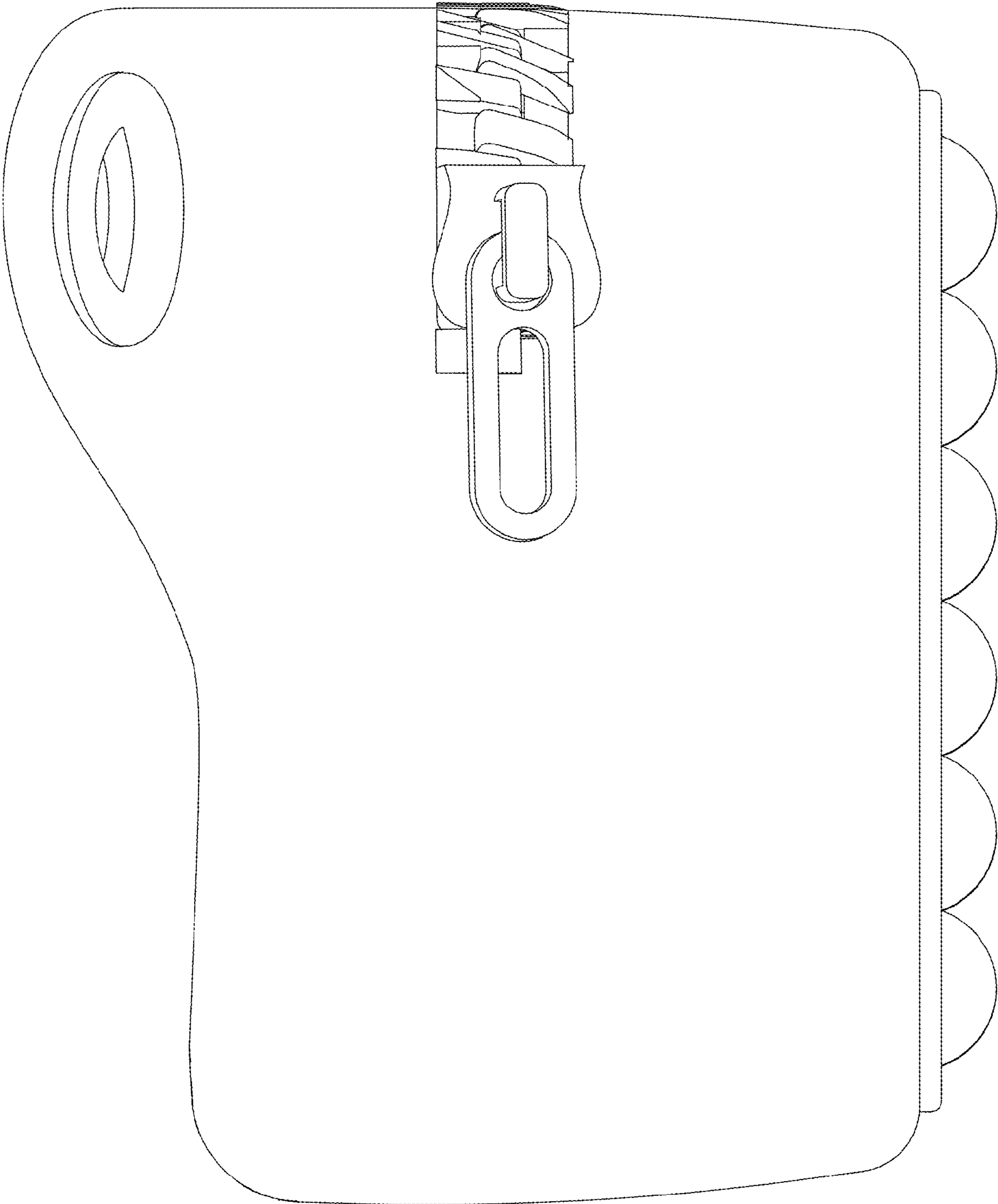


FIG.4

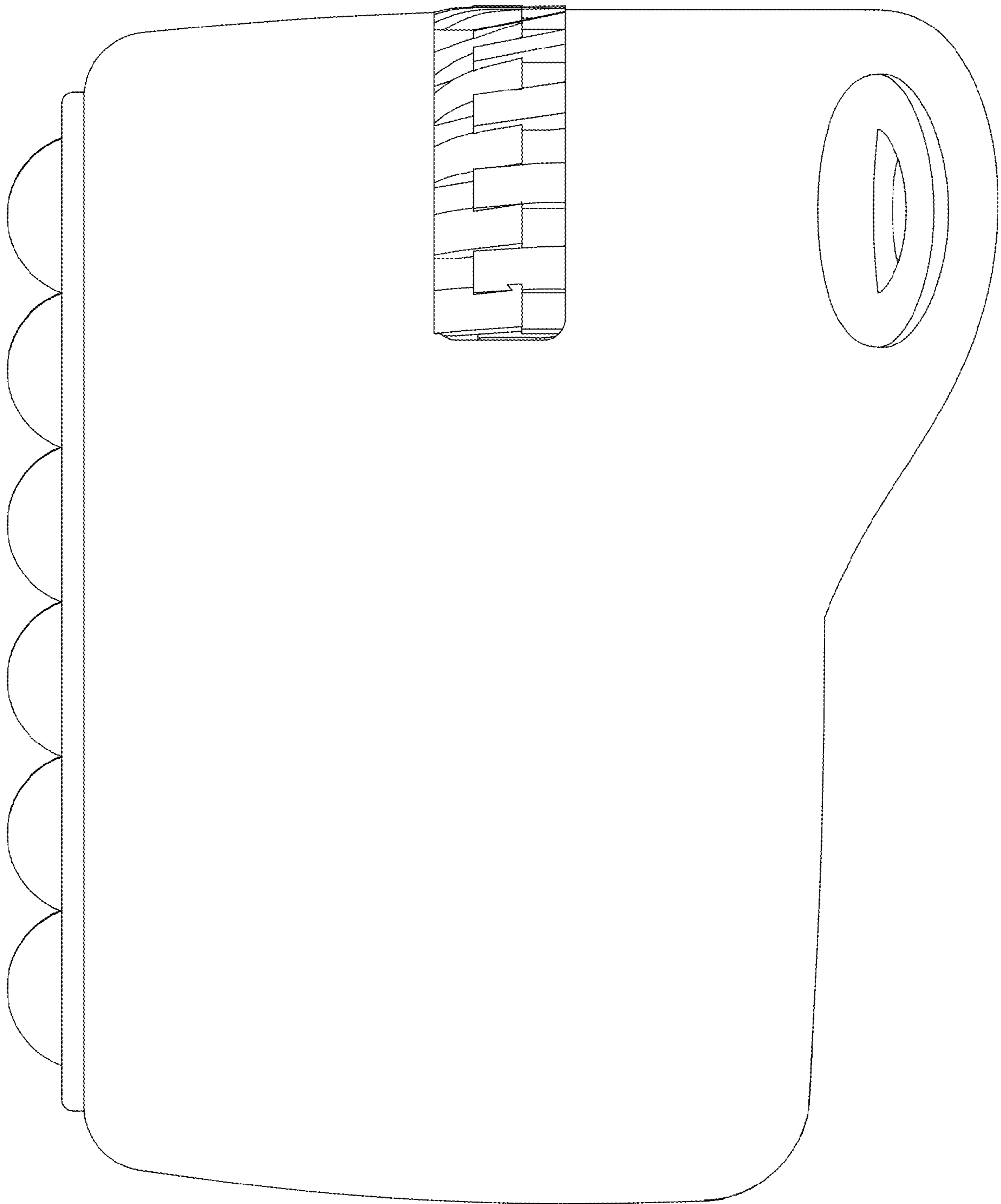


FIG. 5

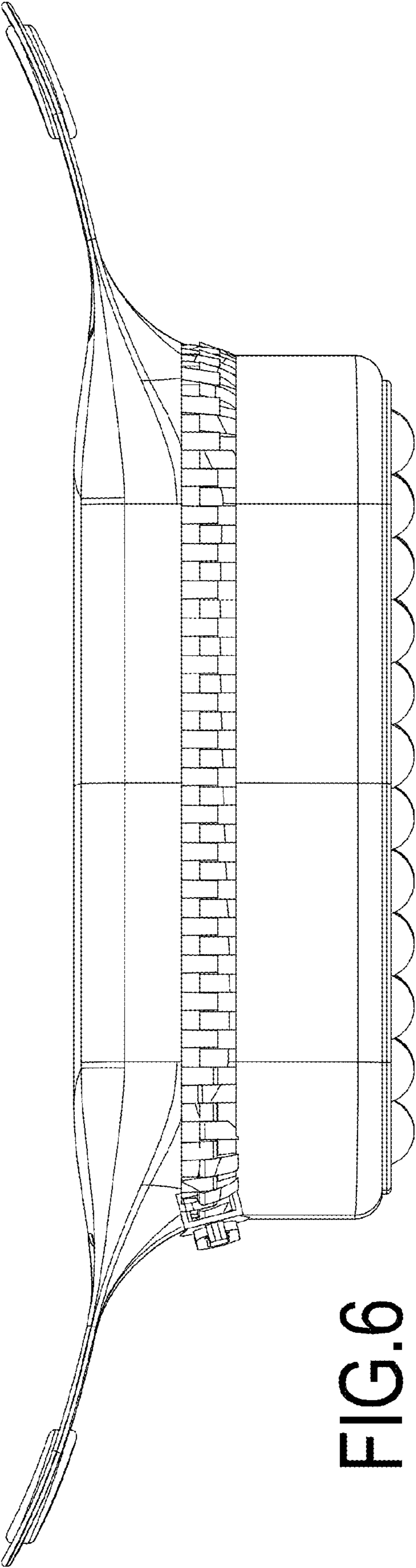


FIG.6

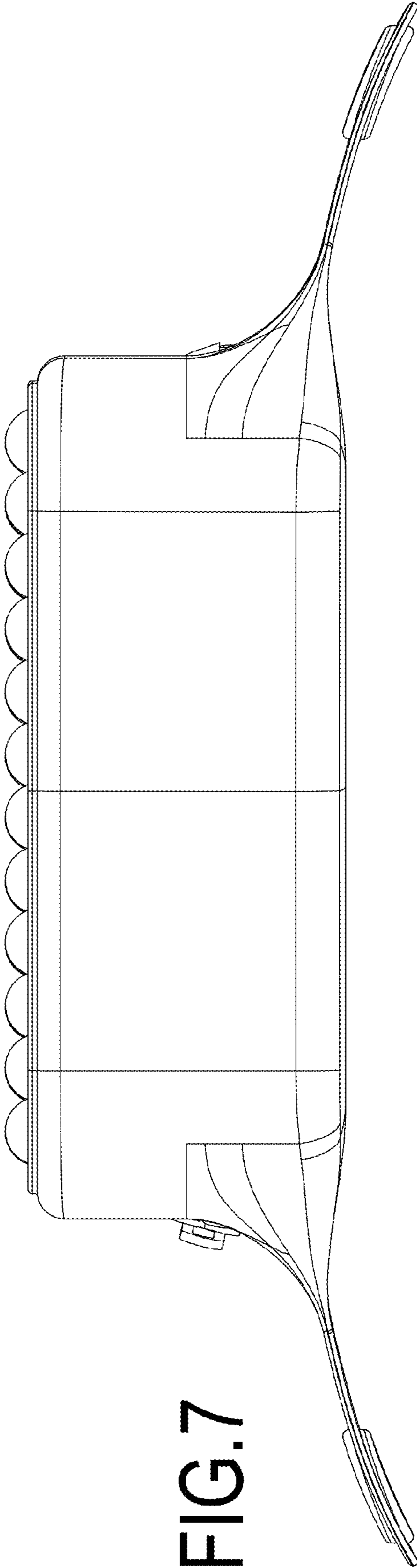


FIG.7