



US00D965283S

(12) **United States Design Patent** (10) **Patent No.:** **US D965,283 S**  
**Dieudonné** (45) **Date of Patent:** **\*\* Oct. 4, 2022**

(54) **SHOE**  
(71) Applicant: **NIKE, Inc.**, Beaverton, OR (US)  
(72) Inventor: **Mélusine Dieudonné**, Portland, OR (US)  
(73) Assignee: **NIKE, Inc.**, Beaverton, OR (US)  
(\*\*) Term: **15 Years**  
(21) Appl. No.: **29/762,792**

D670,479 S \* 11/2012 Maier ..... D2/907  
D672,129 S 12/2012 Bell et al.  
D780,425 S \* 3/2017 Abe ..... D2/972  
D804,161 S \* 12/2017 Rockensuess ..... D2/969  
D832,570 S 11/2018 Durand  
D863,735 S \* 10/2019 Della Valle ..... D2/907  
D865,351 S 11/2019 Sokol  
D876,803 S \* 3/2020 Aden ..... D2/973  
D887,119 S 6/2020 Hlavacs  
D893,157 S \* 8/2020 Amago ..... D2/972  
D895,952 S \* 9/2020 Reyes ..... D2/973  
D905,422 S \* 12/2020 Rauner ..... D2/973  
D906,660 S \* 1/2021 Jury ..... D2/973  
D909,035 S \* 2/2021 Grote ..... D2/910

(Continued)

(22) Filed: **Dec. 18, 2020**  
(51) **LOC (13) Cl.** ..... **02-04**  
(52) **U.S. Cl.**  
USPC ..... **D2/973; D2/972**  
(58) **Field of Classification Search**  
USPC ..... D2/896, 900, 902, 904, 906–908,  
D2/916–924, 925–945, 969–979  
CPC .... A43B 1/00; A43B 1/02; A43B 1/04; A43B  
3/00; A43B 3/02; A43B 3/06; A43B 3/10;  
A43B 3/12; A43B 3/14; A43B 5/00;  
A43B 5/001; A43B 5/002; A43B 5/008;  
A43B 5/06; A43B 5/10; A43B 5/12;  
A43B 23/00; A43B 23/02; A43B 23/04  
See application file for complete search history.

OTHER PUBLICATIONS

“The Nike Air Force 1 Low Shadow Appears In Classic All White”; Sneaker News; retrieved Dec. 16, 2020; published Sep. 26, 2019; URL: <<https://sneakernews.com/2019/09/26/nike-air-force-1-low-shadow-white-ci0919-100-release-date/>>.

*Primary Examiner* — Jonathan J Han  
(74) *Attorney, Agent, or Firm* — Banner & Witcoff, Ltd.

(57) **CLAIM**

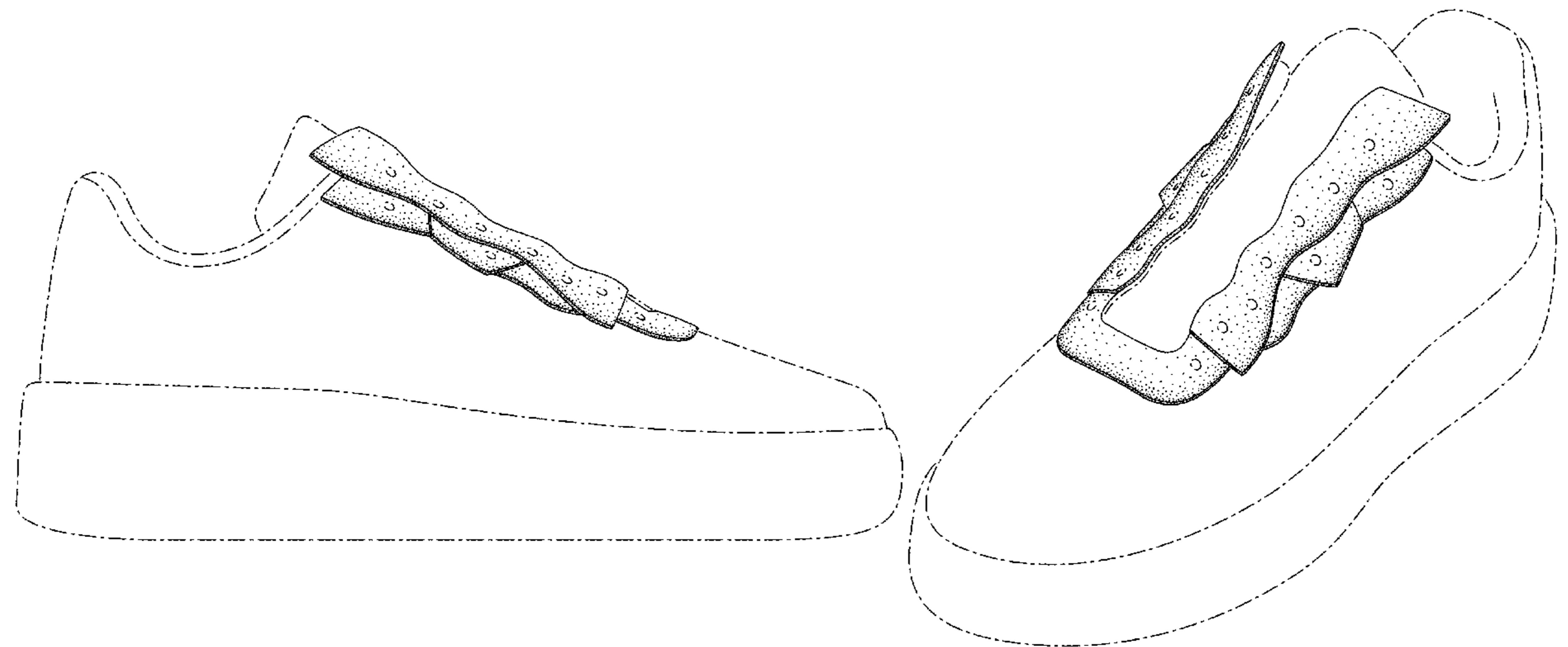
The ornamental design for a shoe, as shown and described.

**DESCRIPTION**

FIG. 1 is a side view of a shoe showing my new design; FIG. 2 is a front perspective view thereof; FIG. 3 is a front view thereof; FIG. 4 is an opposite side front perspective view thereof; FIG. 5 is an opposite side view thereof; and, FIG. 6 is a top view thereof. The broken line showing of the circular-shaped elements within the shaded area represent eyelets that form no part of the claimed design. The broken lines depicting the remainder of the shoe form no part of the claimed design.

**1 Claim, 6 Drawing Sheets**

(56) **References Cited**  
U.S. PATENT DOCUMENTS  
D287,301 S \* 12/1986 Tong ..... D2/969  
D348,561 S \* 7/1994 Lozano ..... D2/912  
D348,765 S \* 7/1994 Lozano ..... D2/902  
D487,335 S \* 3/2004 Robbins ..... D2/969  
D538,521 S \* 3/2007 Matis ..... D2/969  
D543,682 S \* 6/2007 Matis ..... D2/969  
D552,833 S \* 10/2007 Yamashita ..... D2/951  
D559,517 S \* 1/2008 Belley ..... D2/969  
D591,031 S \* 4/2009 Cofinco ..... D2/908  
D594,205 S \* 6/2009 Duffy ..... D2/969  
D602,241 S \* 10/2009 Duffy ..... D2/969  
D636,579 S \* 4/2011 Raysse ..... D2/972



(56)

**References Cited**

U.S. PATENT DOCUMENTS

D913,648	S	*	3/2021	Dean	.....	D2/907
D929,727	S	*	9/2021	Capron	.....	D2/969
D939,815	S	*	1/2022	Jensen	.....	D2/969
D939,818	S	*	1/2022	Papp	.....	D2/972
D943,985	S	*	2/2022	Winfield	.....	D2/973
D943,987	S	*	2/2022	Martin	.....	D2/972
D943,991	S	*	2/2022	de Montgolfier	.....	D2/972
D943,995	S	*	2/2022	Kosenick	.....	D2/972
D950,929	S	*	5/2022	Small	.....	D2/972

\* cited by examiner

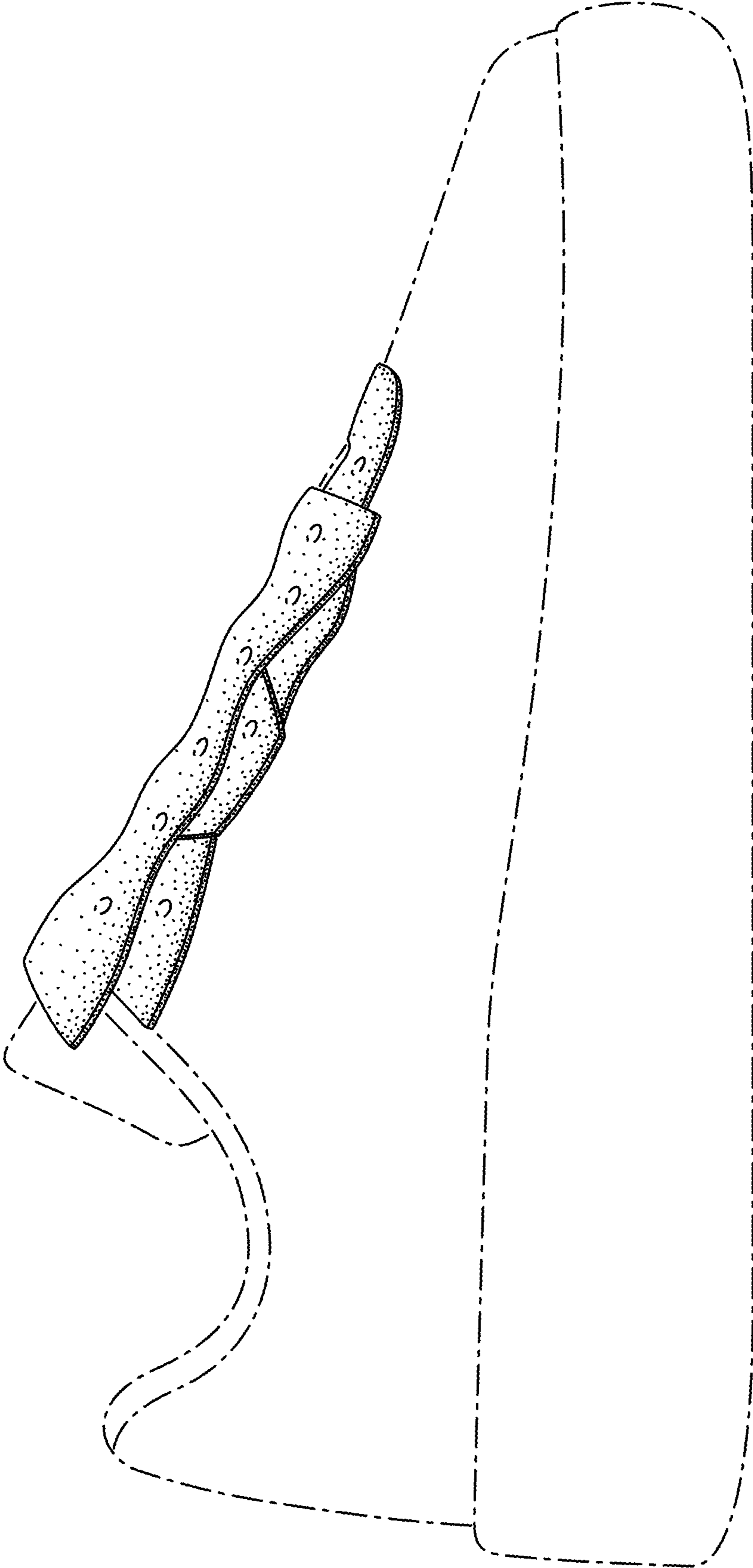


FIG. 1

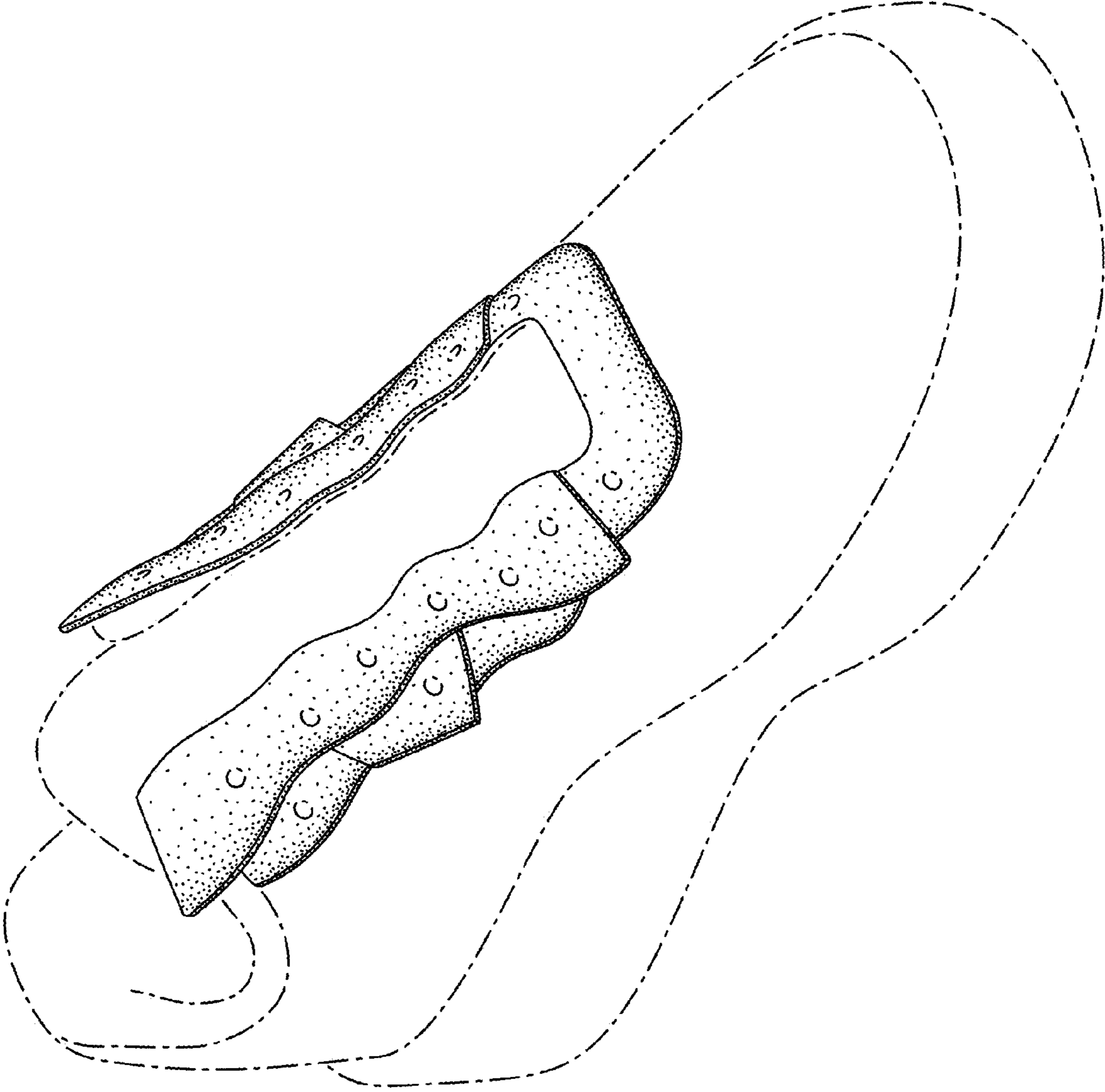


FIG. 2

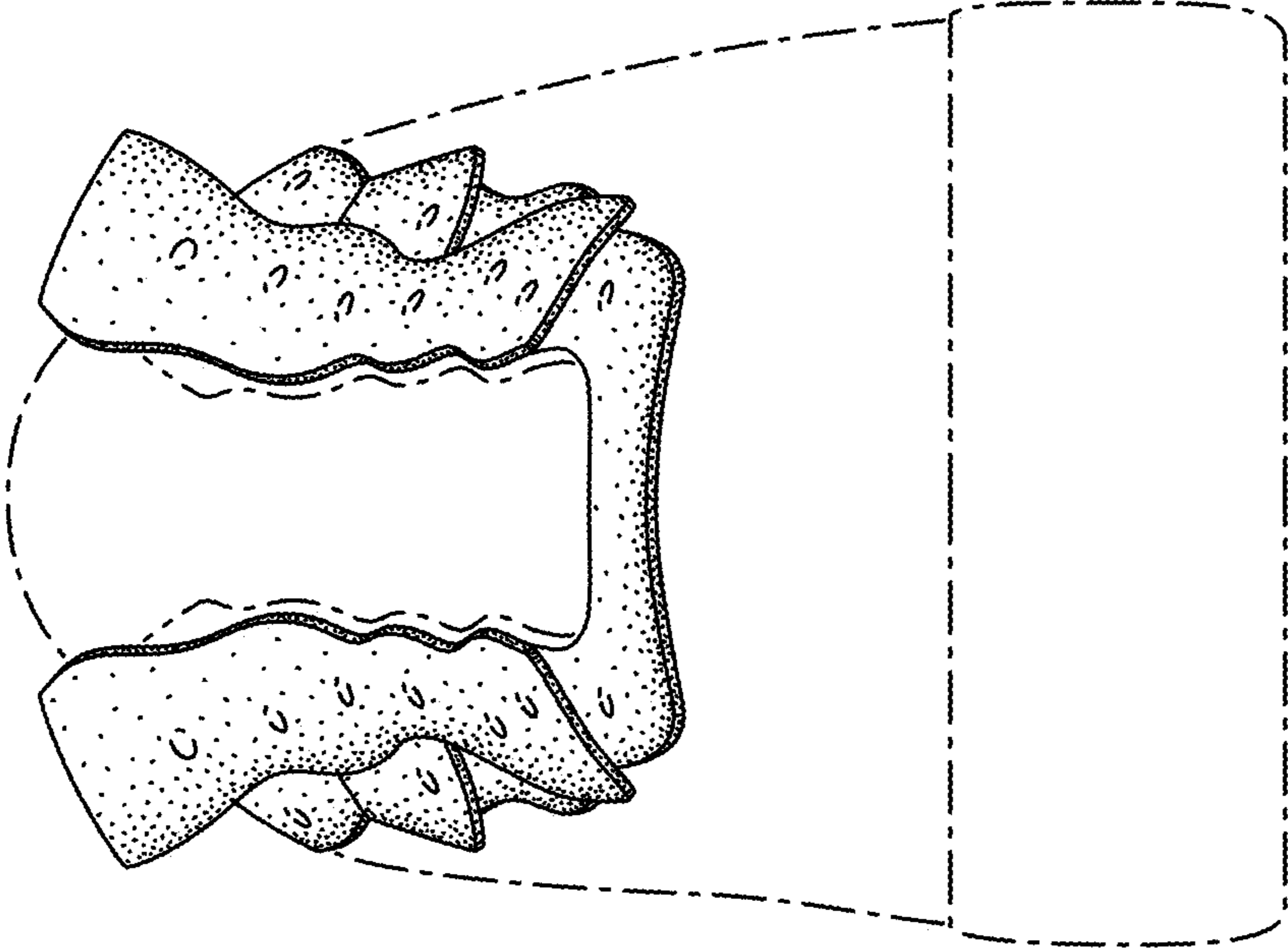


FIG. 3

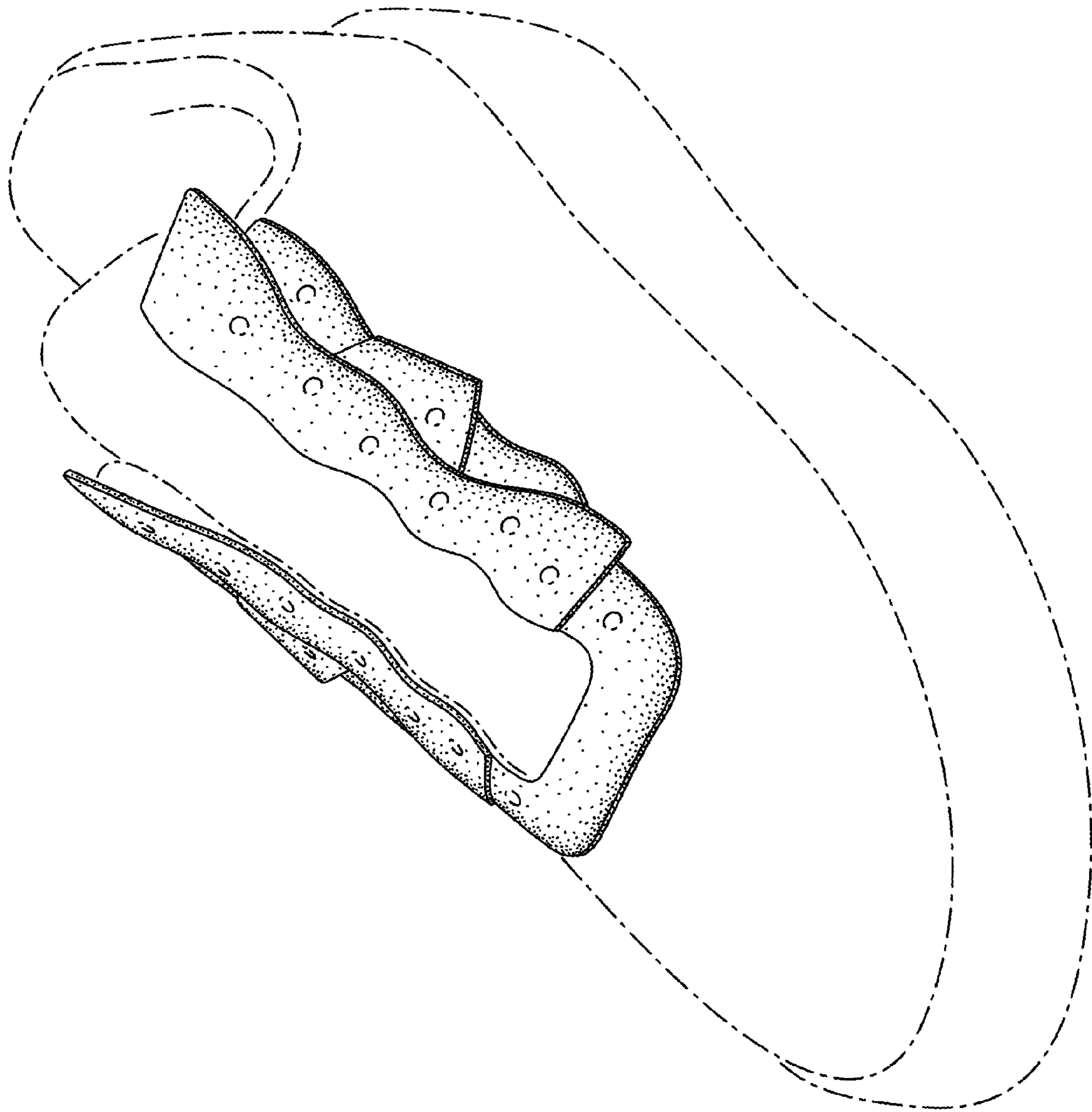


FIG. 4

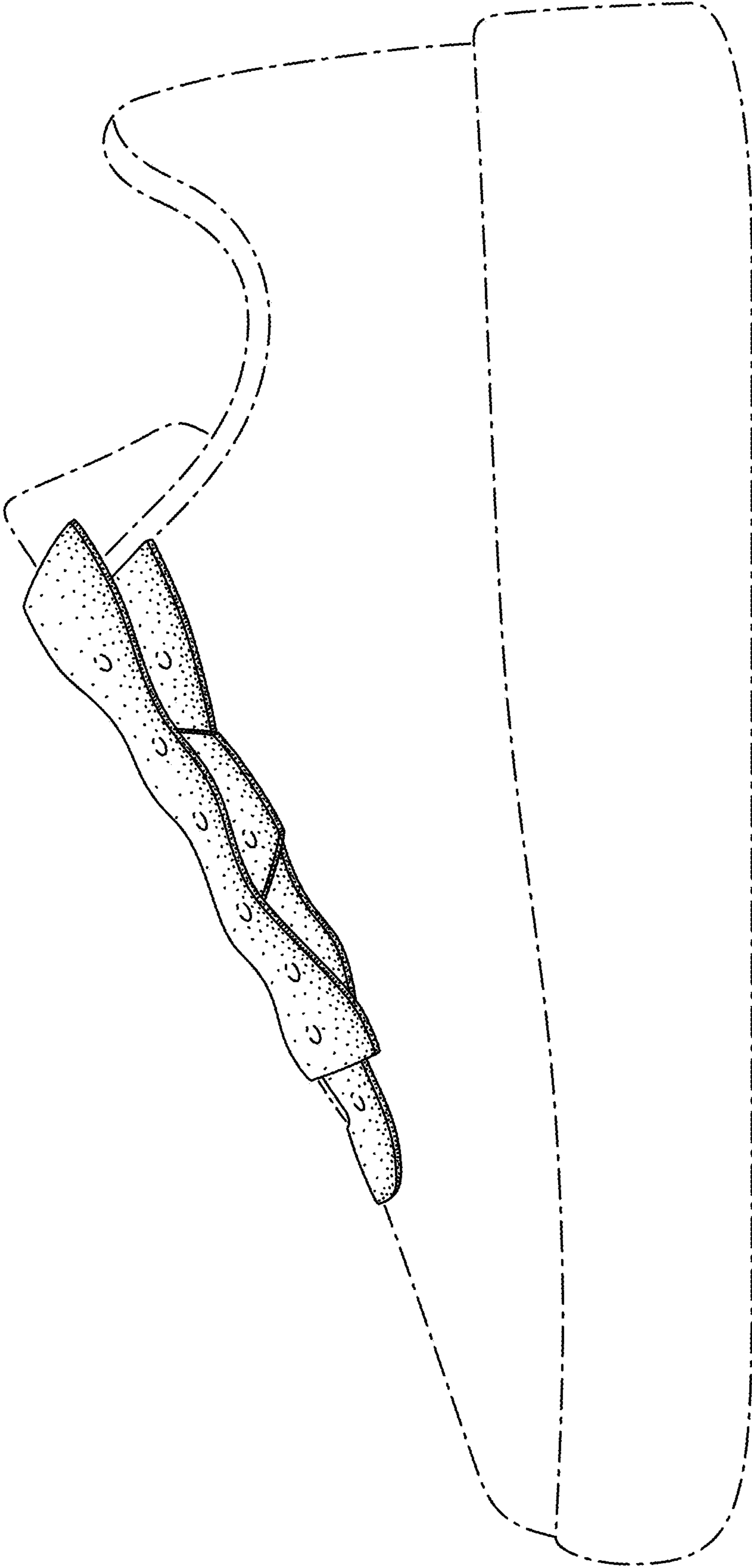


FIG. 5

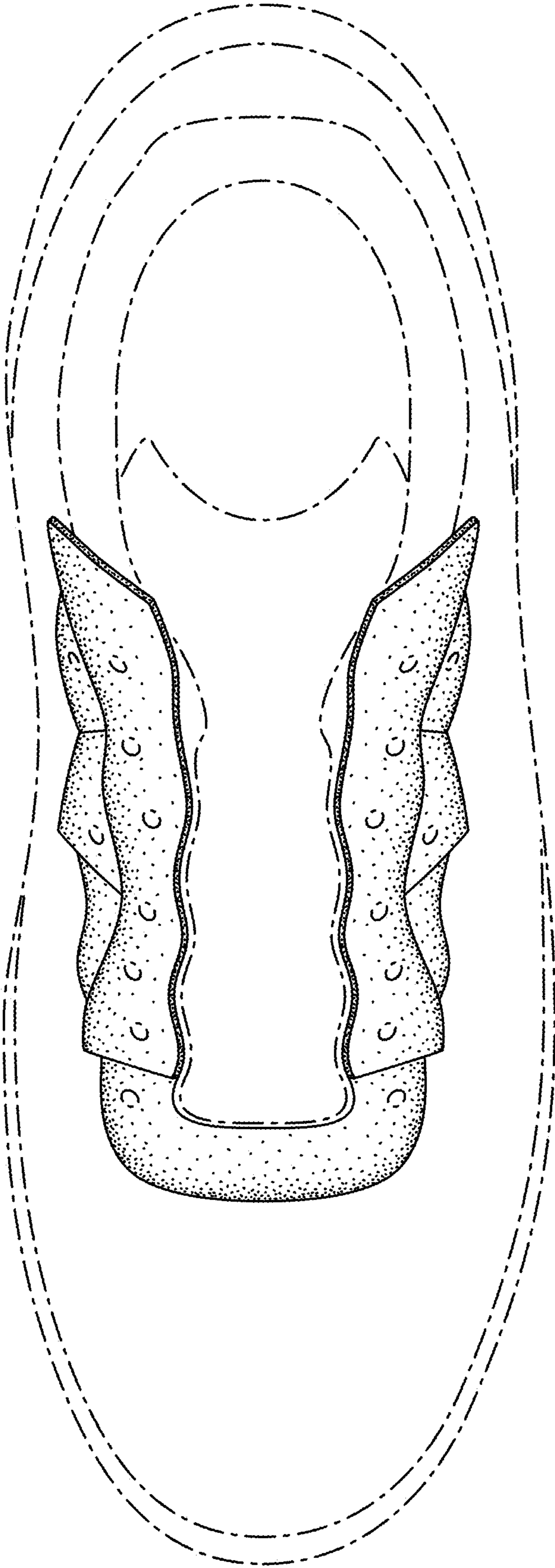


FIG. 6