



US00D965281S

(12) **United States Design Patent** (10) **Patent No.:** **US D965,281 S**
Little (45) **Date of Patent:** **** Oct. 4, 2022**

(54) **SHOE**
(71) Applicant: **NIKE, Inc.**, Beaverton, OR (US)
(72) Inventor: **Drew Little**, Portland, OR (US)
(73) Assignee: **NIKE, Inc.**, Beaverton, OR (US)
(**) Term: **15 Years**
(21) Appl. No.: **29/759,018**

D594,206 S * 6/2009 Horne D2/969
D672,129 S * 12/2012 Bell D2/969
D683,943 S * 6/2013 Raysse D2/969
D716,539 S * 11/2014 Dombrow D2/972
D793,698 S 8/2017 Chang
(Continued)

(22) Filed: **Nov. 19, 2020**
(51) **LOC (13) Cl.** **02-04**
(52) **U.S. Cl.**
USPC **D2/973**; D2/972
(58) **Field of Classification Search**
USPC D2/896, 900, 902, 904, 906-908,
D2/916-924, 925-945, 969-979
CPC A43B 1/00; A43B 1/02; A43B 1/04; A43B
3/00; A43B 3/02; A43B 3/06; A43B 3/10;
A43B 3/12; A43B 3/14; A43B 5/00;
A43B 5/001; A43B 5/002; A43B 5/008;
A43B 5/06; A43B 5/10; A43B 5/12;
A43B 23/00; A43B 23/02; A43B 23/04
See application file for complete search history.

FOREIGN PATENT DOCUMENTS

CN 304162213 S 6/2017
CN 304172148 S 6/2017
(Continued)

OTHER PUBLICATIONS

“Nike SNKRS Releases The Air Jordan 11 “Concord” Early”;
Sneaker News; retrieved Nov. 10, 2020; published Nov. 15, 2018;
URL: <<https://sneakernews.com/2018/11/15/air-jordan-11-concord-snkrs-release/>>.

Primary Examiner — Jonathan J Han
(74) *Attorney, Agent, or Firm* — Banner & Witcoff, Ltd.

(57) **CLAIM**

The ornamental design for a shoe, as shown and described.

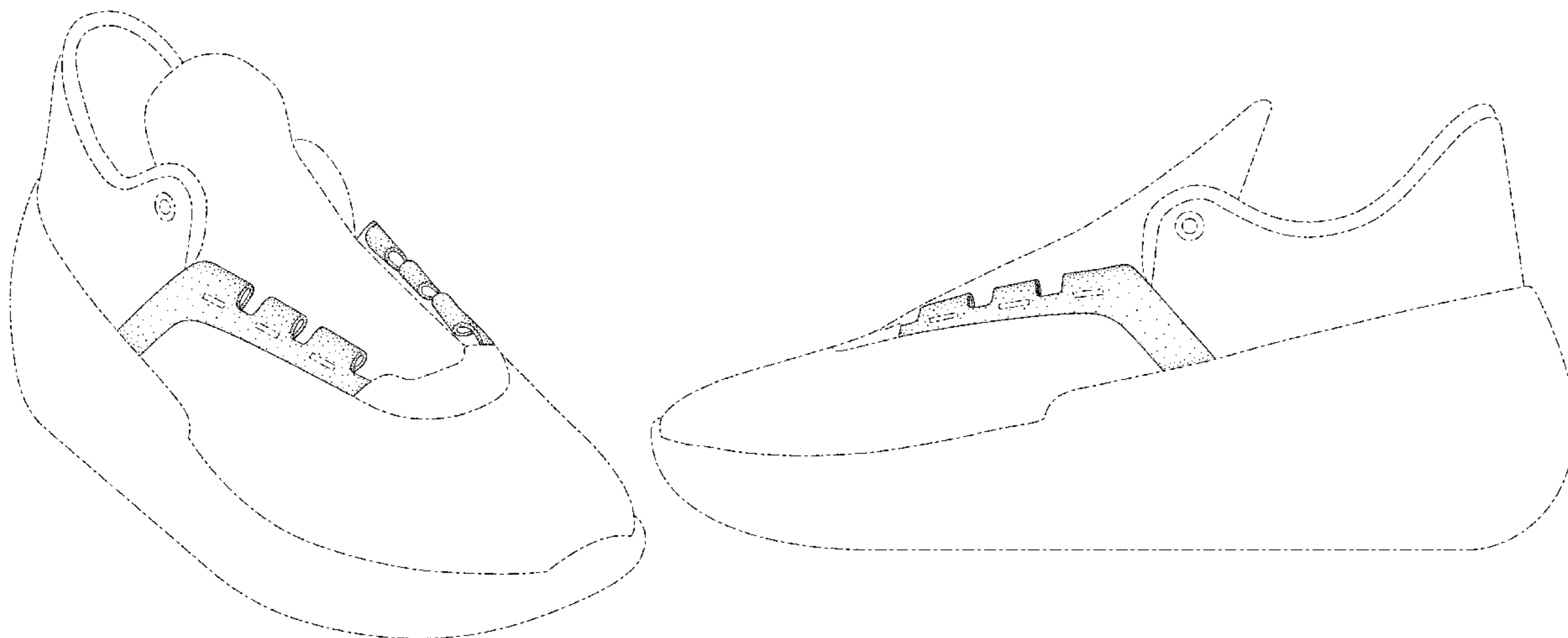
DESCRIPTION

FIG. 1 is a front perspective view of a shoe showing my new design;
FIG. 2 is a side view thereof;
FIG. 3 is top view thereof;
FIG. 4 is an opposite side front perspective view thereof;
and,
FIG. 5 is an opposite side view thereof.
The broken lines immediately adjacent to the shaded areas define the bounds of the claimed design and form no part thereof. The broken lines showing the six rectangular shaped regions within the shaded area form no part of the claimed design. The broken lines depicting the remainder of the shoe form no part of the claimed design.

1 Claim, 5 Drawing Sheets

(56) **References Cited**
U.S. PATENT DOCUMENTS

D411,245 S * 6/1999 Edwards D2/969
D444,622 S * 7/2001 Wilson D2/907
D473,043 S * 4/2003 Wilson D2/969
D480,547 S * 10/2003 Matis D2/969
D480,550 S * 10/2003 Urie D2/969
D535,812 S * 1/2007 Matis D2/969
D537,612 S 3/2007 Belley et al.
D539,017 S * 3/2007 Matis D2/969
D541,029 S * 4/2007 Matis D2/969
D547,535 S * 7/2007 Matis D2/969
D569,091 S 5/2008 Lubrano
D577,892 S * 10/2008 St-Louis D2/969
D577,894 S * 10/2008 St-Louis D2/969
D593,304 S * 6/2009 St-Louis D2/969



(56)

References Cited

U.S. PATENT DOCUMENTS

D838,969 S * 1/2019 Klein D2/973
D848,726 S * 5/2019 Mahoney D2/973
D866,149 S * 11/2019 Dombrow D2/969
D871,050 S * 12/2019 Cin D2/973
D871,746 S * 1/2020 Cin D2/973
D871,747 S * 1/2020 de Montgolfier D2/973
D882,937 S * 5/2020 de Montgolfier D2/973
D887,124 S * 6/2020 Enayah D2/973
D909,737 S * 2/2021 Schenone D2/972
D924,551 S * 7/2021 Schenone D2/969
D925,204 S * 7/2021 Schenone D2/973
D925,205 S * 7/2021 Schenone D2/973
D930,348 S * 9/2021 Yoo D2/978
D931,593 S * 9/2021 Han D2/972
D937,558 S * 12/2021 Han D2/973
D943,988 S * 2/2022 Gibson D2/972

FOREIGN PATENT DOCUMENTS

CN 304233799 S 8/2017
CN 304877307 S 11/2018
CN 304910471 S 11/2018
CN 305443060 S 11/2019
CN 305475922 S 12/2019
CN 305701397 S 4/2020
CN 305899777 S 7/2020

* cited by examiner

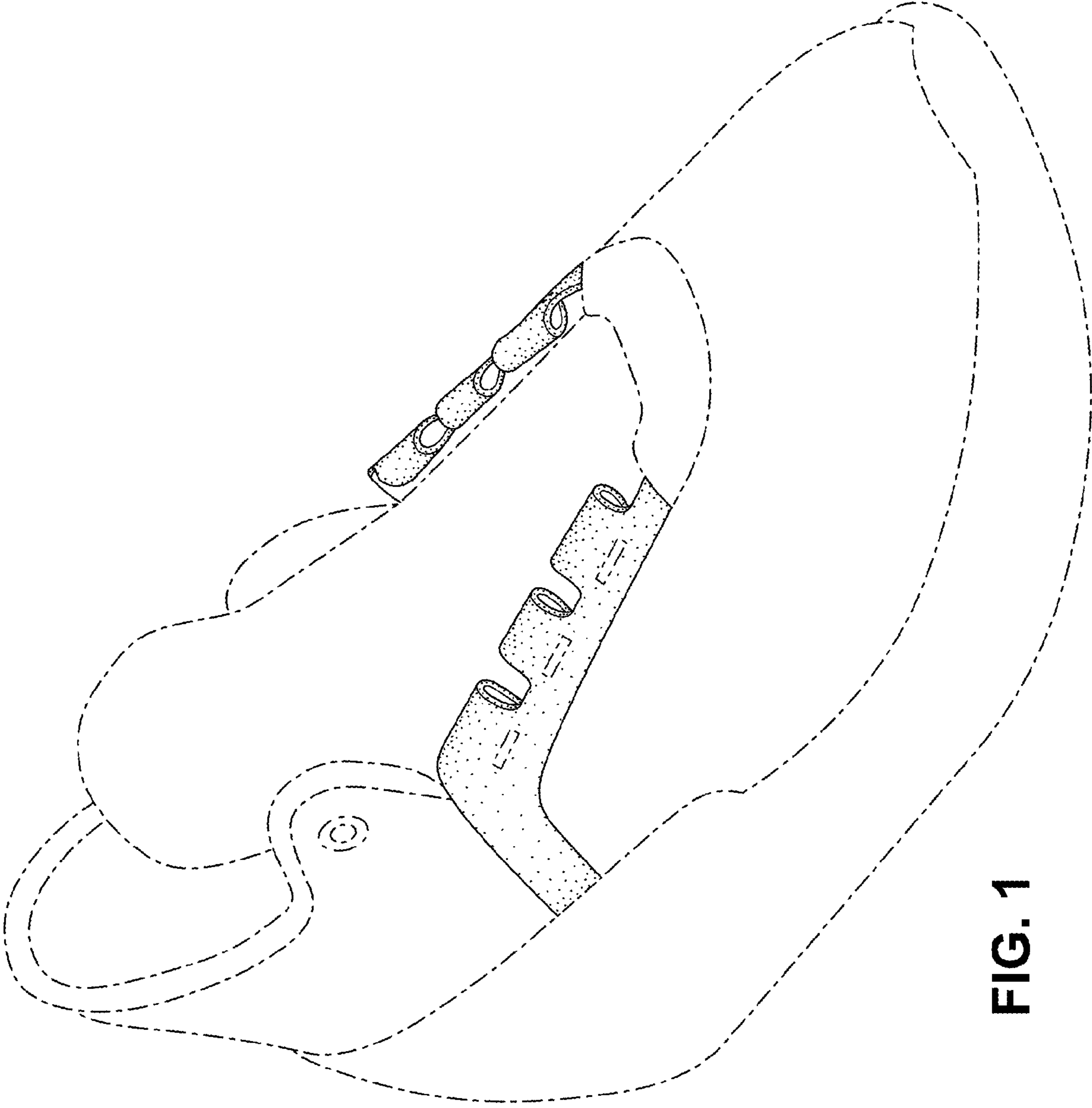


FIG. 1

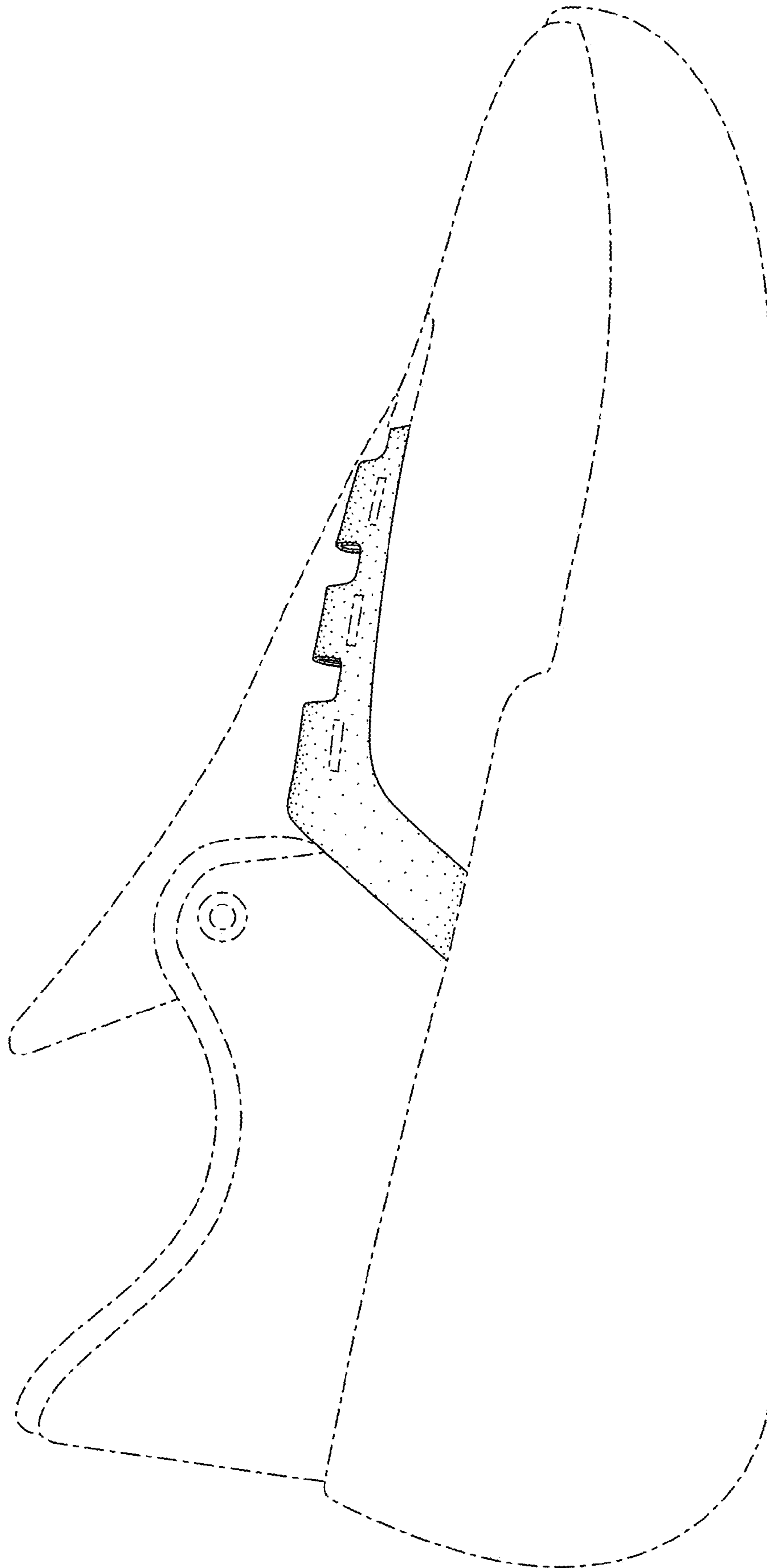


FIG. 2

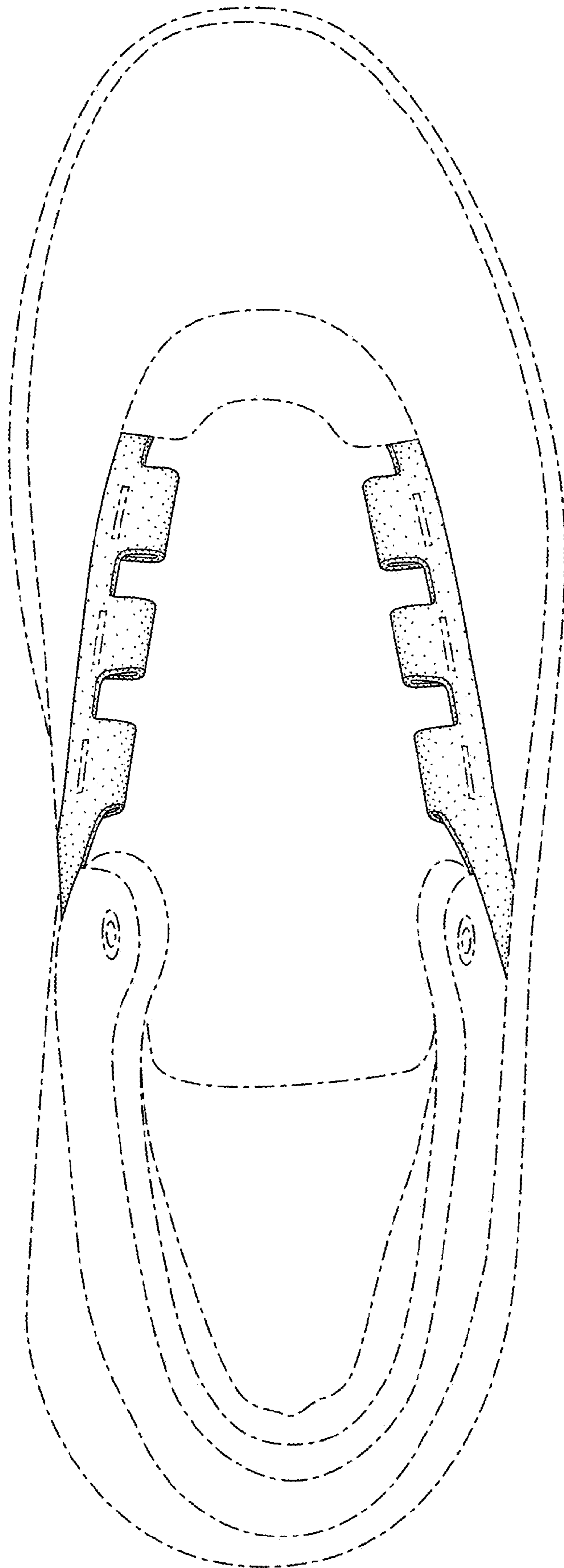


FIG. 3

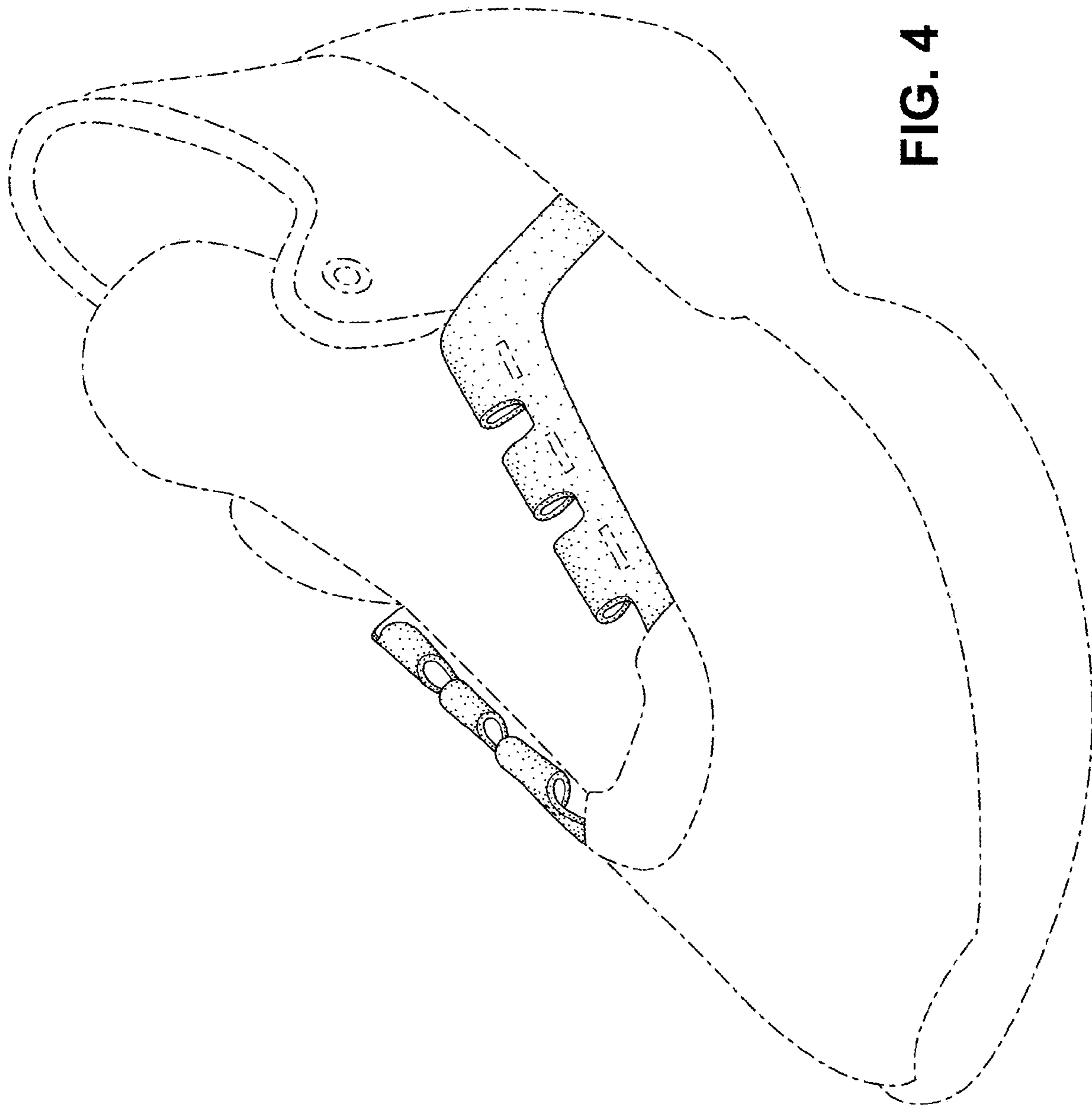


FIG. 4

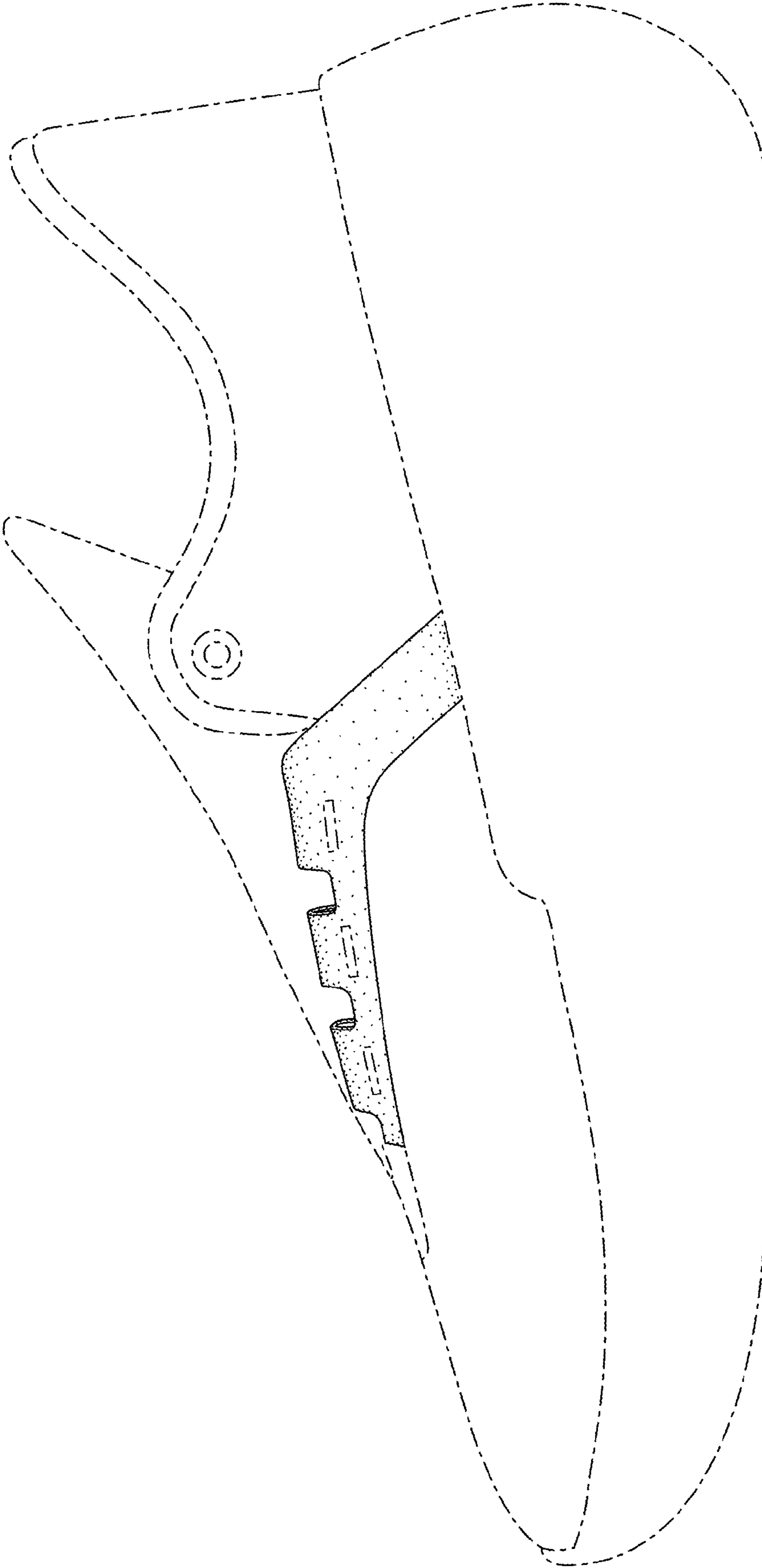


FIG. 5