



US00D965257S

(12) **United States Design Patent** (10) **Patent No.:** **US D965,257 S**
Hammerslag et al. (45) **Date of Patent:** **** Oct. 4, 2022**

(54) **FOOTWEAR WITH A REEL BASED CLOSURE DEVICE**

(71) Applicant: **Boa Technology Inc.**, Denver, CO (US)

(72) Inventors: **Gary R. Hammerslag**, Denver, CO (US); **Anna Hetman**, Denver, CO (US); **Theresa Hauser**, Denver, CO (US); **Tamara White**, Denver, CO (US)

(73) Assignee: **Boa Technology, Inc.**, Denver, CO (US)

(**) Term: **15 Years**

(21) Appl. No.: **35/001,896**

(22) Filed: **Jul. 30, 2020**

(80) **Hague Agreement Data**

Int. Filing Date: **Jul. 30, 2020**

Int. Reg. No.: **DM/212212**

Int. Reg. Date: **Jul. 30, 2020**

Int. Reg. Pub. Date: **Feb. 5, 2021**

(51) **LOC (13) Cl.** **02-99**

(52) **U.S. Cl.**
USPC **D2/907; D2/978**

(58) **Field of Classification Search**
USPC D2/911, 912, 943, 944, 946, 969, 970, D2/973, 902, 904, 907, 908
CPC A43C 11/165; A43C 11/16; A43C 1/00; A43C 7/00; A43C 1/04; A43C 11/008; A43C 11/00; A43C 11/004; A43C 11/1493; A43C 3/00
See application file for complete search history.

(56) **References Cited**

U.S. PATENT DOCUMENTS

7,386,947 B2 * 6/2008 Martin A43B 5/0401
36/10
D767,269 S * 9/2016 Lovett D2/978

D794,315 S * 8/2017 Kanata D2/973
D804,799 S * 12/2017 Petrenka D2/969
10,070,695 B2 * 9/2018 Burns A43C 11/165
D858,975 S * 9/2019 Taylor D2/973
D871,747 S * 1/2020 de Montgolfier D2/973
D883,617 S * 5/2020 Spring D2/902
10,791,798 B2 * 10/2020 Lovett A43C 1/00
D902,571 S * 11/2020 Workman D2/972
D938,158 S * 12/2021 Golden D2/978
2011/0266384 A1 * 11/2011 Goodman B65H 75/4431
242/396.4

(Continued)

Primary Examiner — Jennifer L Watkins

(74) *Attorney, Agent, or Firm* — Kilpatrick Townsend & Stockton LLP

(57) **CLAIM**

We claim the ornamental design for a footwear with a reel based closure device substantially, as shown and described.

DESCRIPTION

4. Footwear

FIG. 4.1 is a perspective view of a footwear with a reel based closure device;

FIG. 4.2 is a front view of the footwear with a reel based closure device;

FIG. 4.3 is a back view of the footwear with a reel based closure device;

FIG. 4.4 is a first side view of the footwear with a reel based closure device;

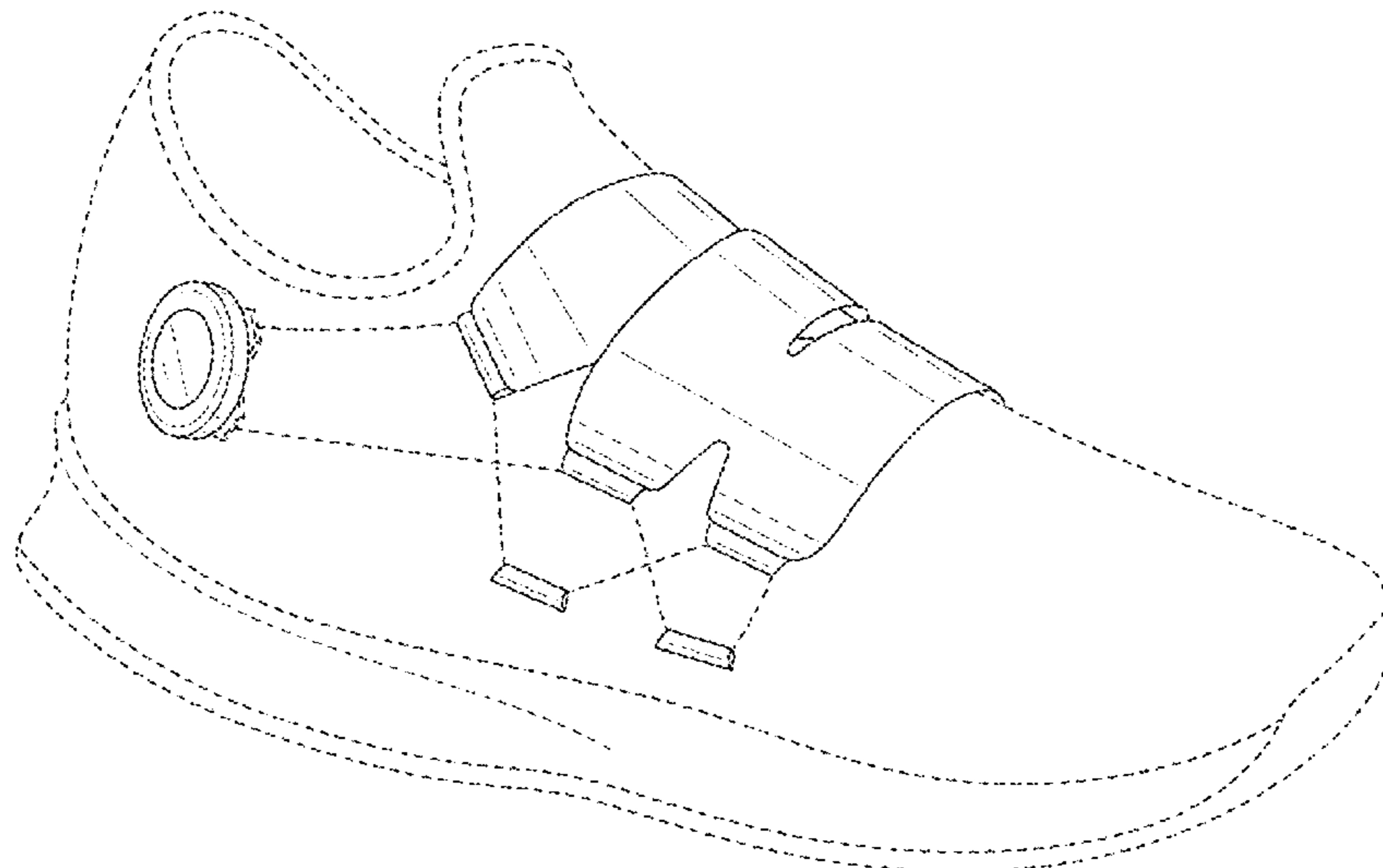
FIG. 4.5 is a second side view of the footwear with a reel based closure device;

FIG. 4.6 is a top view of the footwear with a reel based closure device; and,

FIG. 4.7 is a bottom view of the footwear with a reel based closure device.

The broken lines in the drawings depict portions of footwear with a reel based closure device and form no part of the claim.

1 Claim, 7 Drawing Sheets



(56)

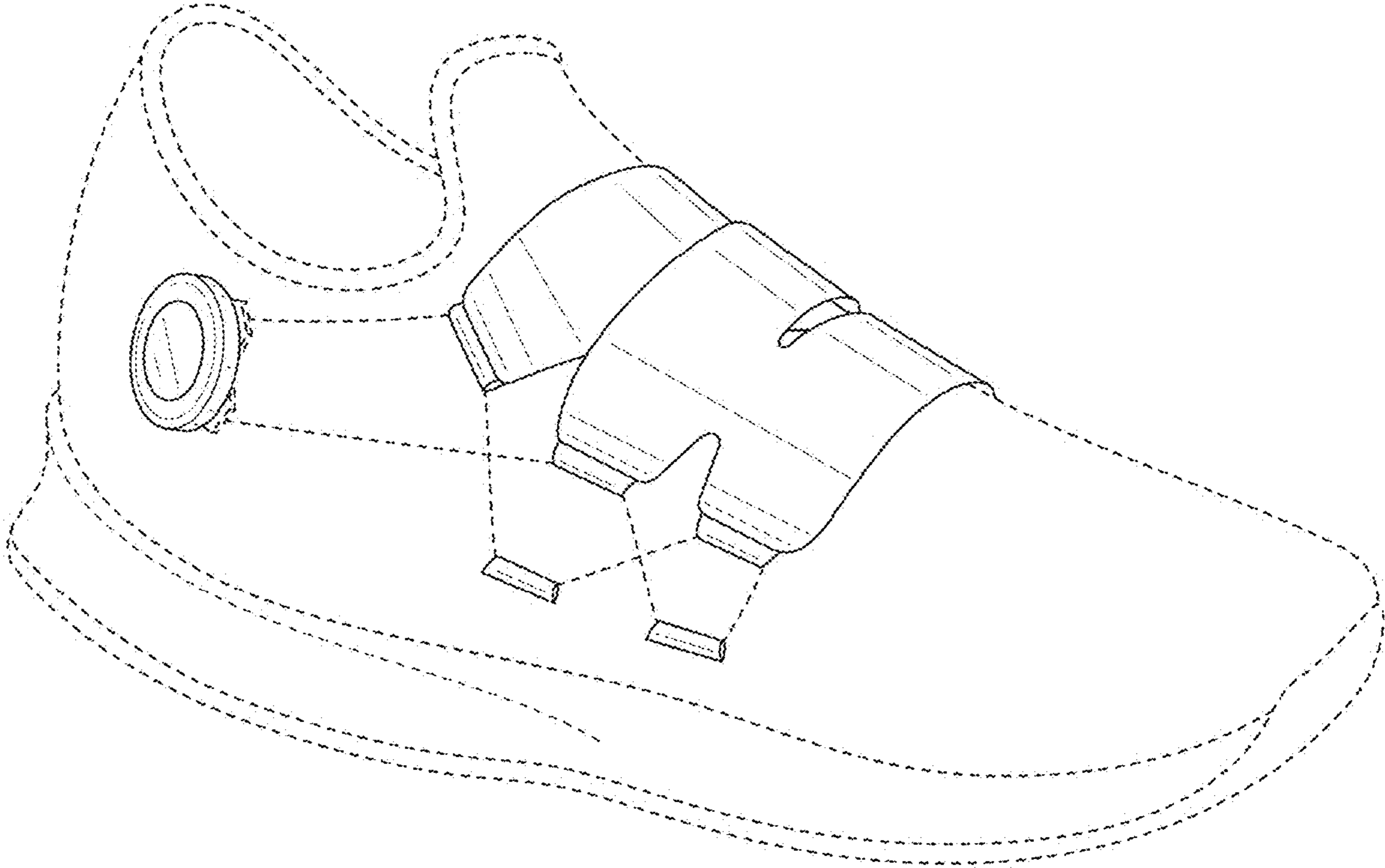
References Cited

U.S. PATENT DOCUMENTS

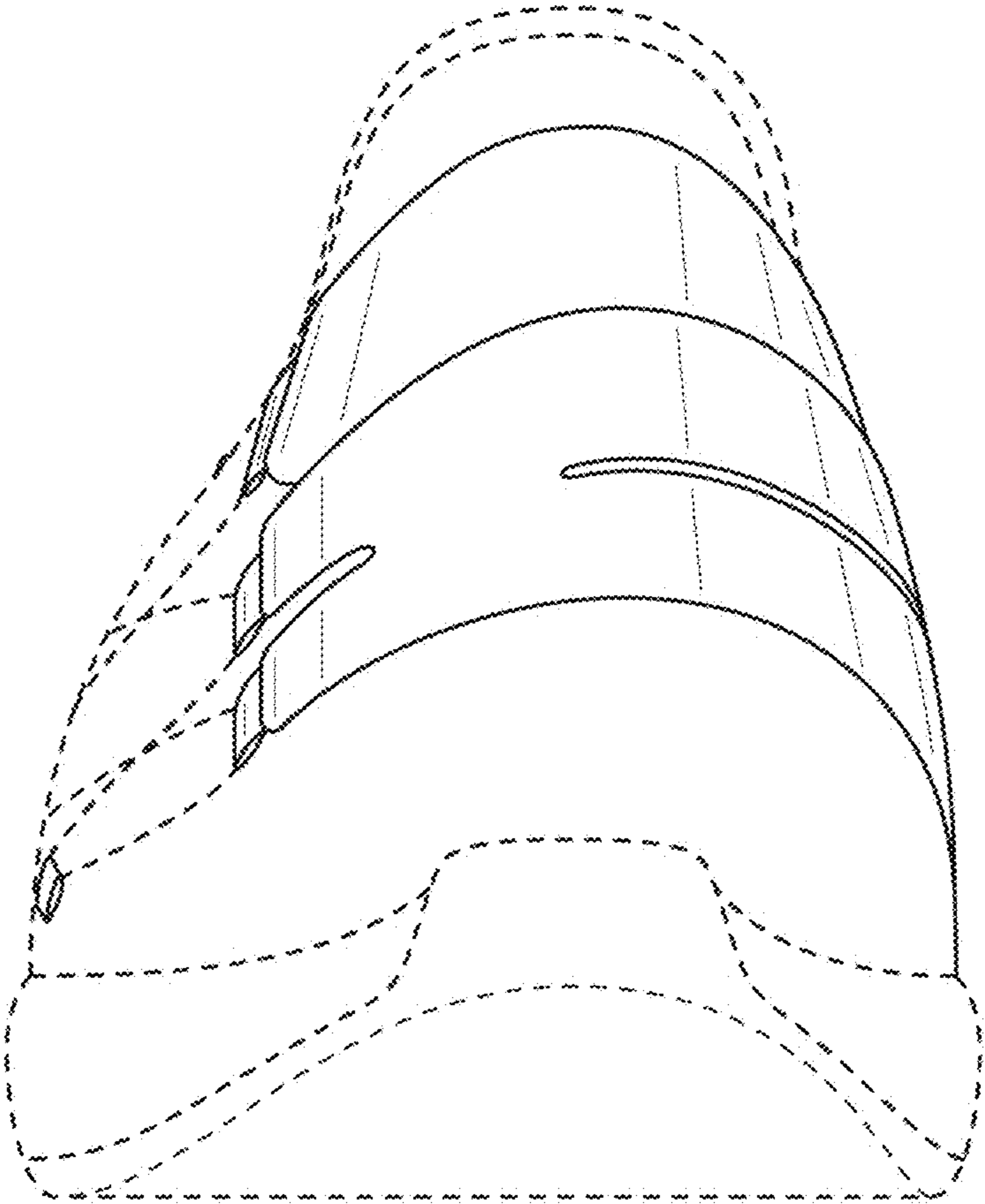
2016/0338449 A1 * 11/2016 Steuerwald A43B 5/14

* cited by examiner

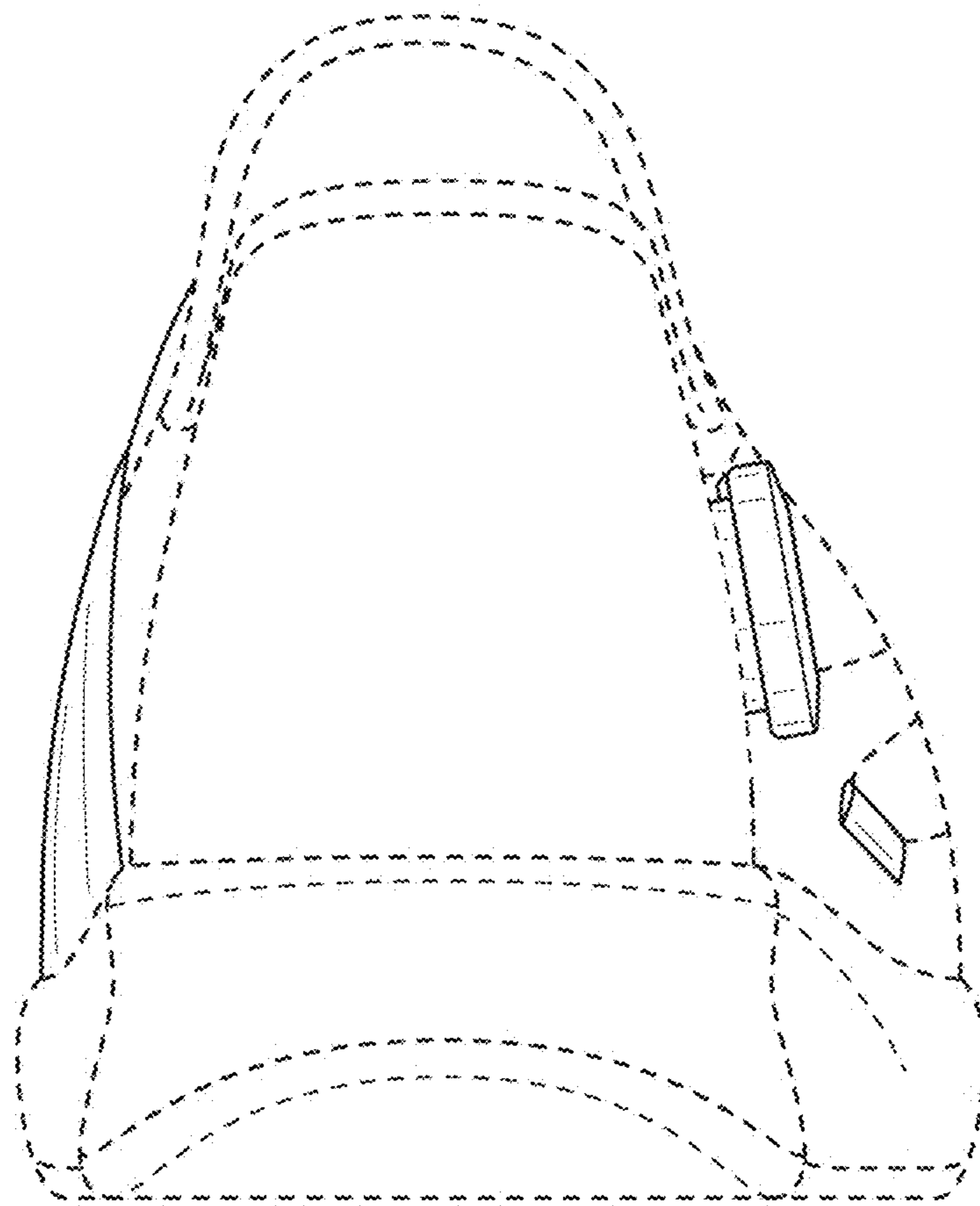
4.1



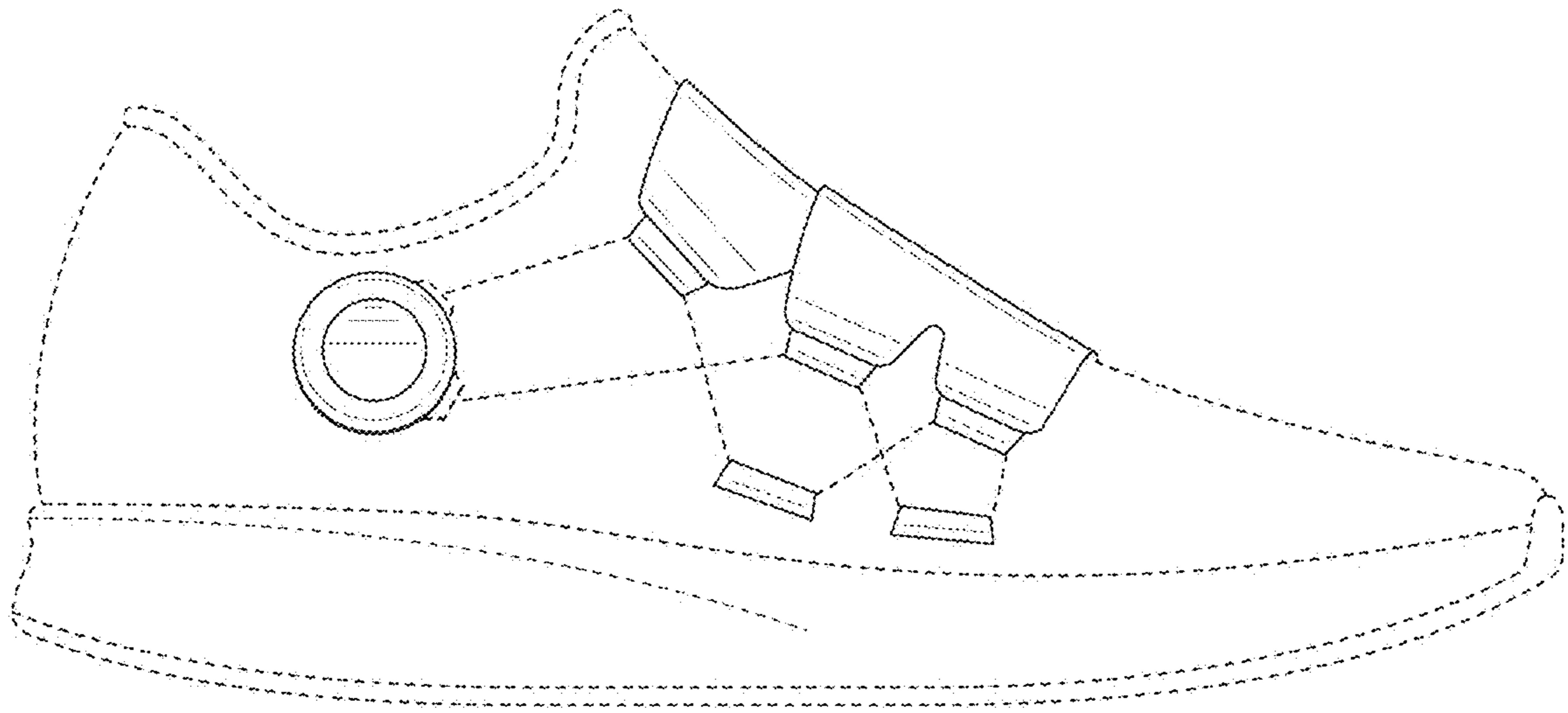
4.2




4.3



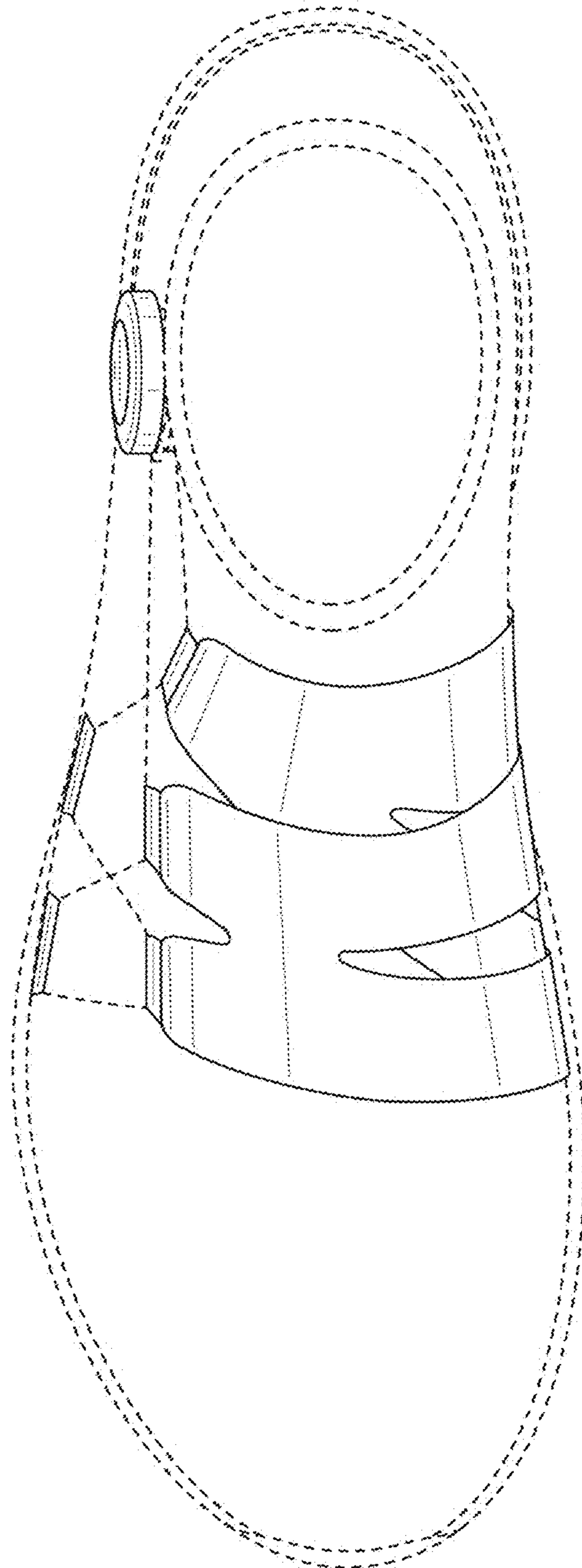
4.4



4.5



4.6



4.7

