



US00D965251S

(12) **United States Design Patent**  
**Mundt**

(10) **Patent No.:** **US D965,251 S**

(45) **Date of Patent:** **\*\* Oct. 4, 2022**

- (54) **COMPRESSION SLEEPWEAR**
- (71) Applicant: **Matthew J. Mundt**, Brookfield, WI (US)
- (72) Inventor: **Matthew J. Mundt**, Brookfield, WI (US)
- (\*\*) Term: **15 Years**
- (21) Appl. No.: **29/817,260**
- (22) Filed: **Nov. 30, 2021**

- D728,198 S \* 5/2015 Barski ..... D2/719
- D728,199 S \* 5/2015 Barski ..... D2/719
- D731,144 S \* 6/2015 White ..... D2/719
- D772,532 S \* 11/2016 Karp ..... D2/719
- D778,534 S \* 2/2017 Bopanna ..... D2/719
- D801,629 S \* 11/2017 Cook ..... D2/719
- D804,780 S \* 12/2017 Brensinger ..... A63B 69/0048  
D2/719
- D851,361 S \* 6/2019 Barski ..... D2/719
- 10,463,179 B1 11/2019 Mundt
- D873,528 S \* 1/2020 Parker ..... D2/719
- D883,613 S \* 5/2020 Damir ..... D2/719
- D889,771 S 7/2020 Sumnicht et al.
- D894,531 S \* 9/2020 Barski ..... D2/719
- D895,264 S \* 9/2020 Manning ..... D2/980

(Continued)

**Related U.S. Application Data**

- (63) Continuation-in-part of application No. 29/765,848, filed on Jan. 12, 2021, now Pat. No. Des. 940,997.
- (51) **LOC (13) Cl.** ..... **02-01**
- (52) **U.S. Cl.**  
USPC ..... **D2/719**
- (58) **Field of Classification Search**  
USPC ..... D2/718-720, 728, 823, 824, 980;  
D6/603, 608; D24/190  
CPC ..... A41B 13/06; A41B 13/065; A41B 13/00;  
A41B 13/005; A47G 9/08; A47G 9/086;  
A47G 9/068  
See application file for complete search history.

*Primary Examiner* — Michelle E. Wilson

*Assistant Examiner* — Clese Moore, Jr.

(74) *Attorney, Agent, or Firm* — Donald J. Ersler

(57) **CLAIM**

The ornamental design for the compression sleepwear, as shown and described.

**DESCRIPTION**

FIG. 1 is a front perspective view, titled forward to show an entrance of the compression sleepwear incorporating my new design;

FIG. 2 is a front view thereof;

FIG. 3 is a rear view thereof;

FIG. 4 is a left side view thereof;

FIG. 5 is a right side view thereof;

FIG. 6 is a front perspective view thereof with a leg slit partially opened;

FIG. 7 is a front perspective view thereof;

FIG. 8 is a top plan view thereof; and,

FIG. 9 is a bottom plan view thereof.

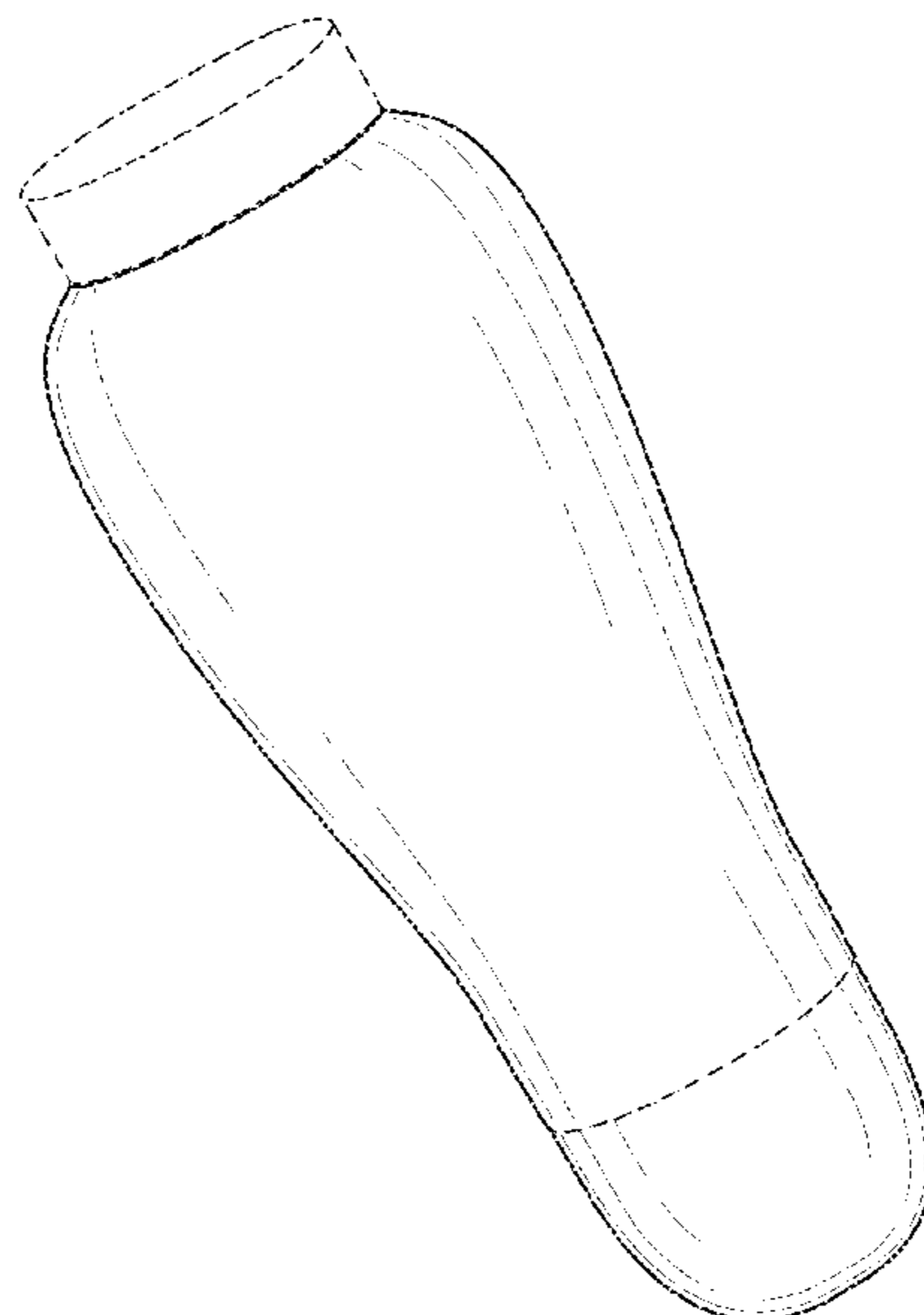
The broken lines illustrate portions of the compression sleepwear that form no part of the claimed design.

(56) **References Cited**

**U.S. PATENT DOCUMENTS**

- 5,706,532 A \* 1/1998 Kettenhofen ..... A47G 9/086  
5/413 R
- D526,464 S \* 8/2006 Johnson ..... D2/718
- D557,880 S 12/2007 O'Connor-Cowley
- D606,282 S \* 12/2009 Chen ..... D2/719
- D626,309 S \* 11/2010 Abrams ..... D2/719
- D643,596 S \* 8/2011 Ashworth ..... D2/719
- D650,153 S \* 12/2011 Chopak ..... D2/719
- D668,432 S \* 10/2012 Lightle ..... D2/719
- D669,659 S \* 10/2012 Barski ..... D2/719
- D670,493 S \* 11/2012 Campbell ..... D2/980

**1 Claim, 6 Drawing Sheets**



(56)

**References Cited**

U.S. PATENT DOCUMENTS

D899,608 S \* 10/2020 Baptist ..... D24/190  
D902,528 S \* 11/2020 Geraghty ..... D2/719  
D910,977 S \* 2/2021 Camerlynck ..... D2/719  
D925,864 S \* 7/2021 Scherer ..... D2/719  
2007/0261168 A1 \* 11/2007 Frye ..... A47G 9/068  
2/69.5  
2009/0282599 A1 \* 11/2009 Comerford ..... A41B 13/06  
2/69.5  
2010/0257654 A1 10/2010 Waters et al.  
2018/0070652 A1 \* 3/2018 Geraghty ..... A41D 13/1281  
2018/0103689 A1 \* 4/2018 DeLisa ..... A41B 13/06  
2019/0254355 A1 \* 8/2019 Griffin ..... A41B 13/005  
2019/0274366 A1 \* 9/2019 Hilton ..... A41D 10/00  
2020/0359713 A1 \* 11/2020 Bakouros ..... A47G 9/08

\* cited by examiner

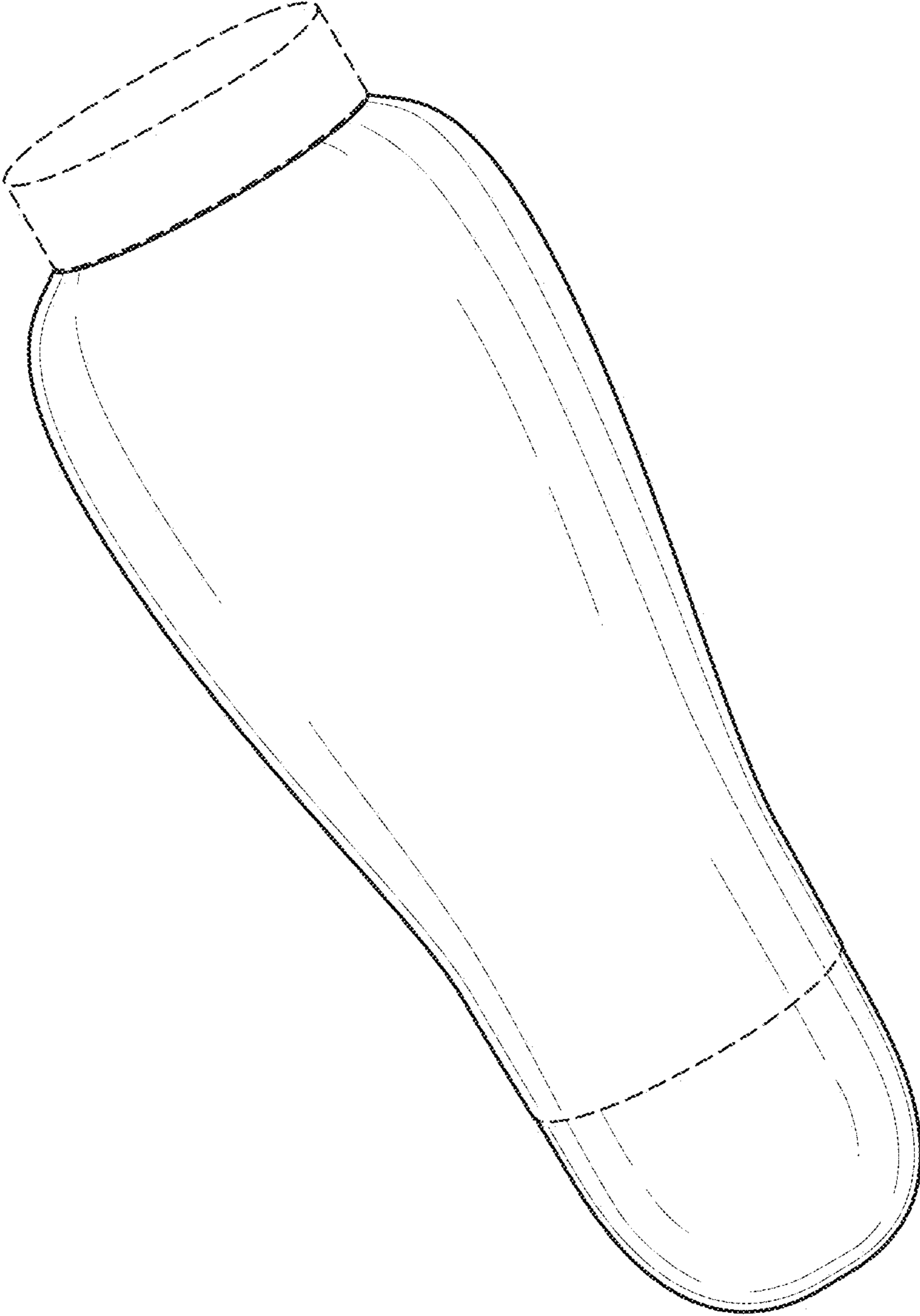


FIG. 1

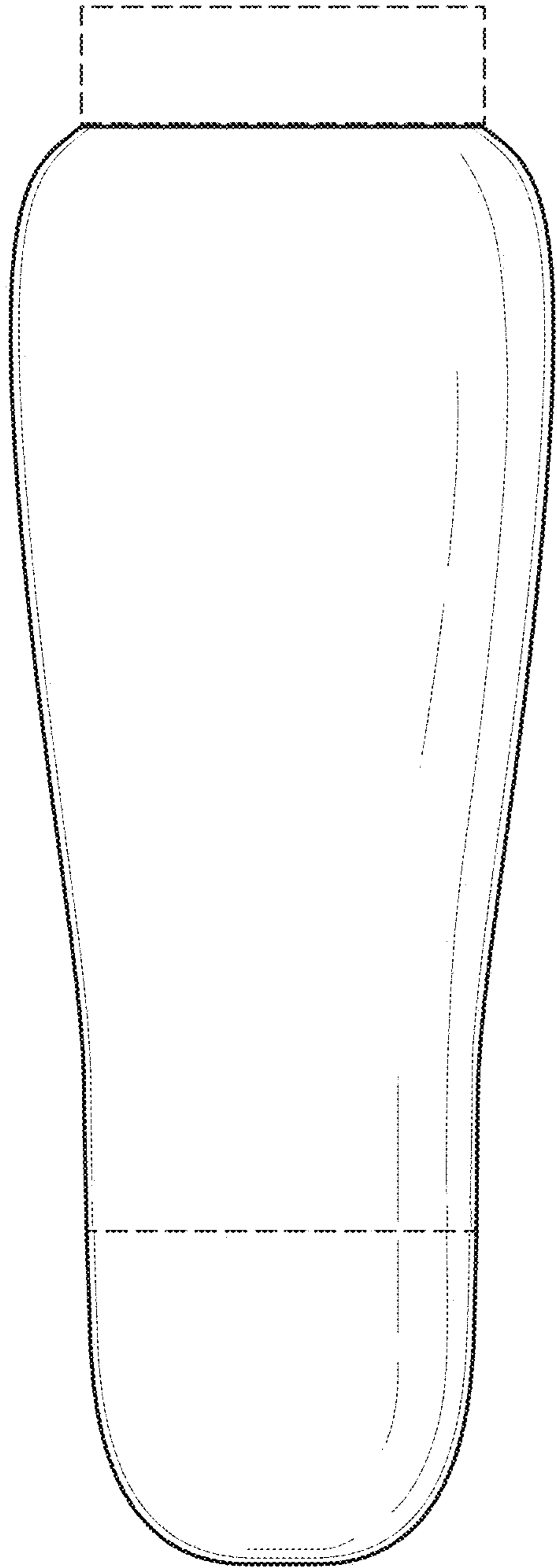


FIG. 2

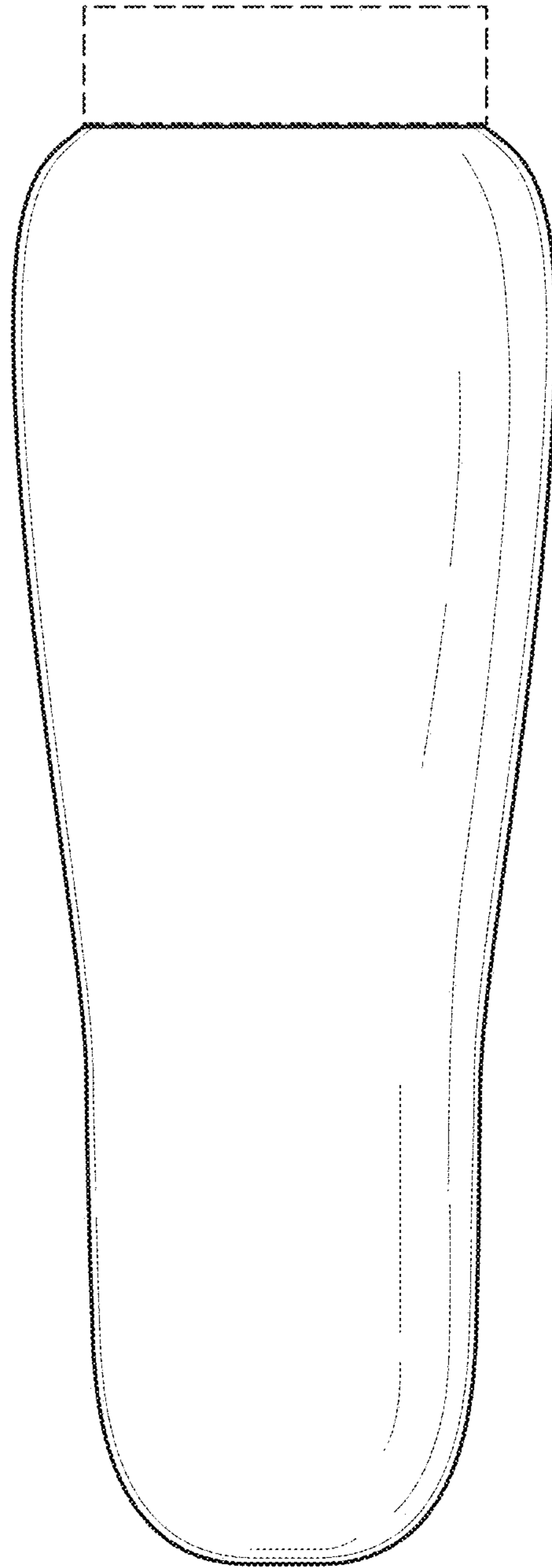


FIG. 3




FIG. 4




FIG. 5

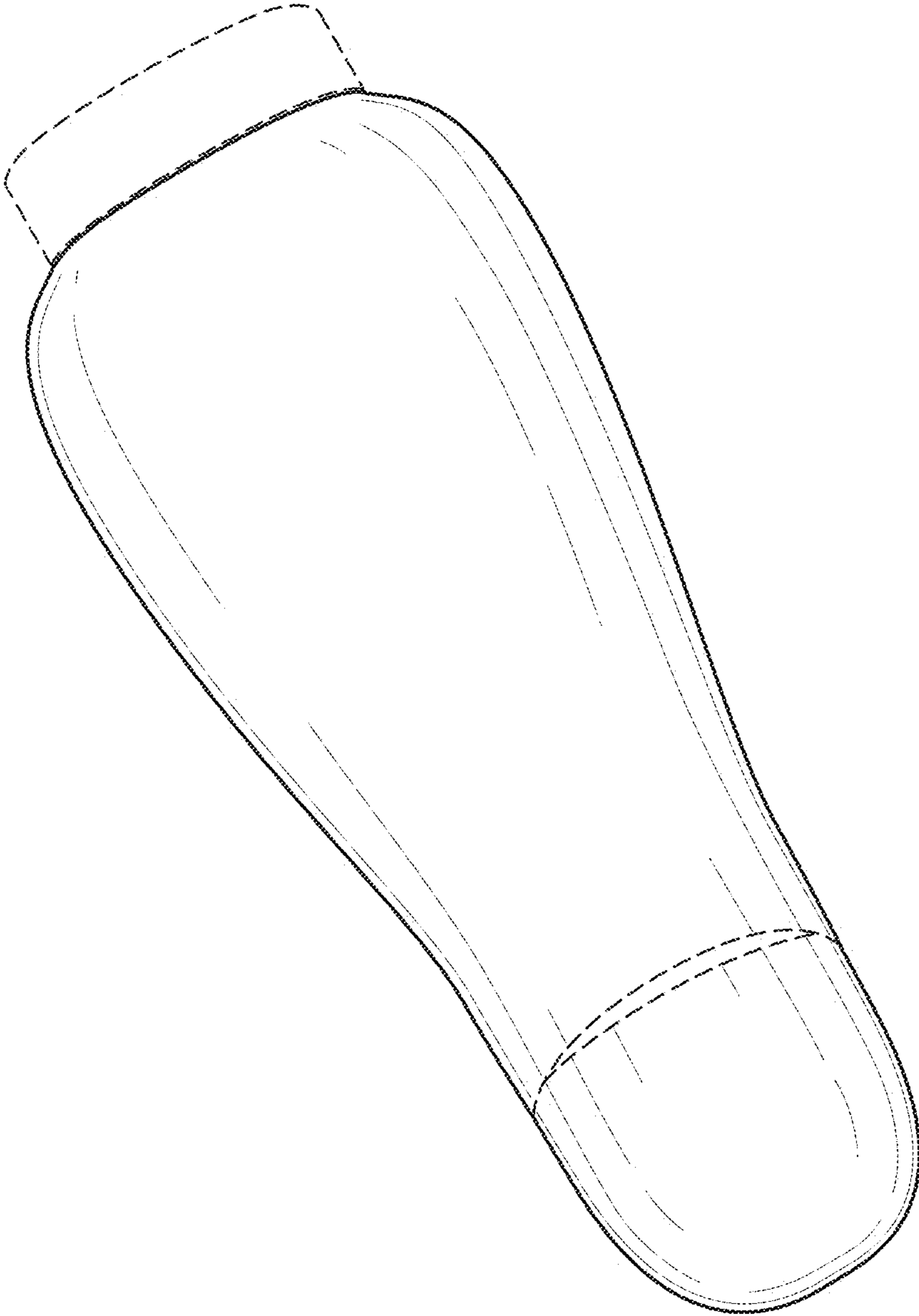


FIG. 6

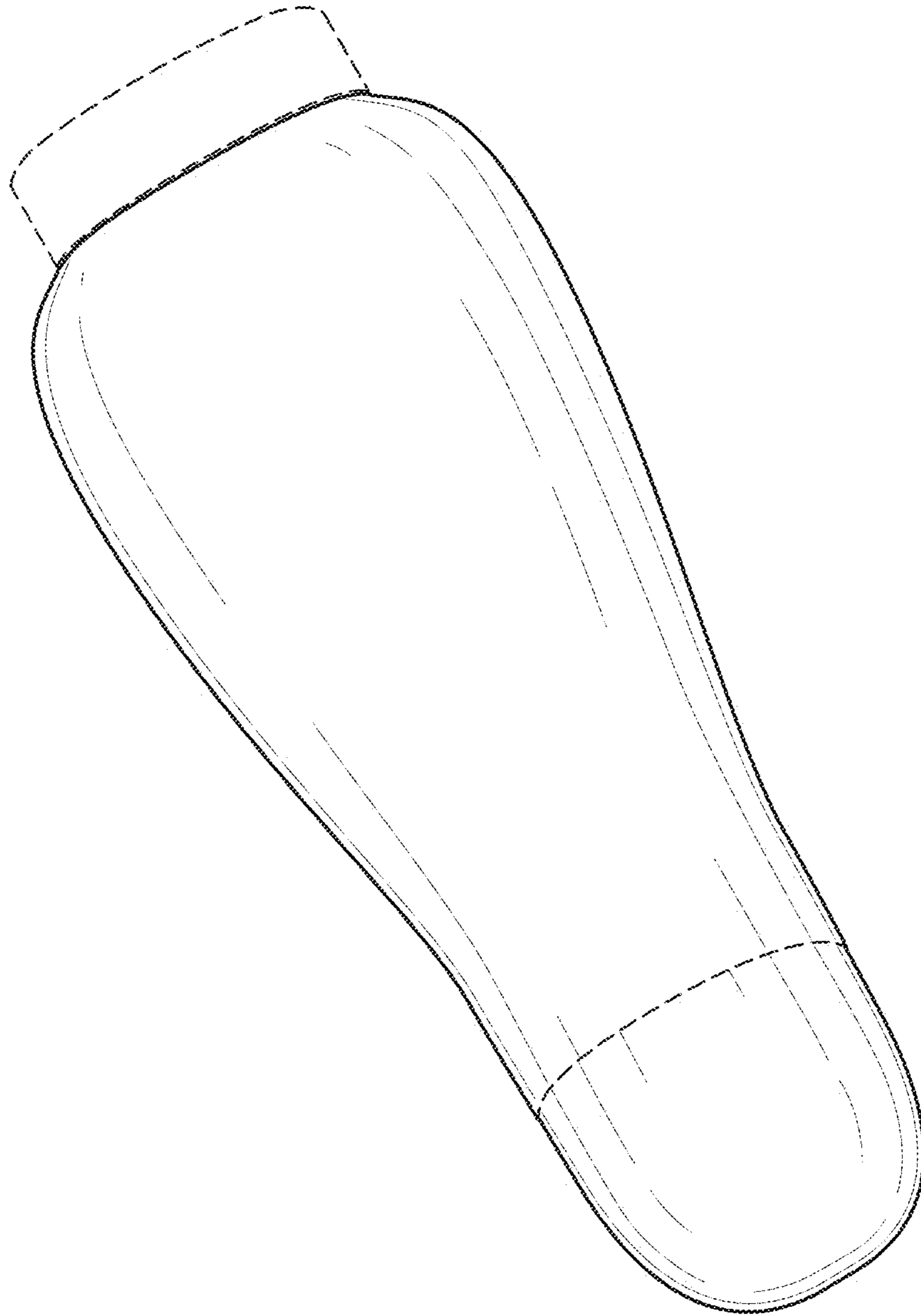


FIG. 7

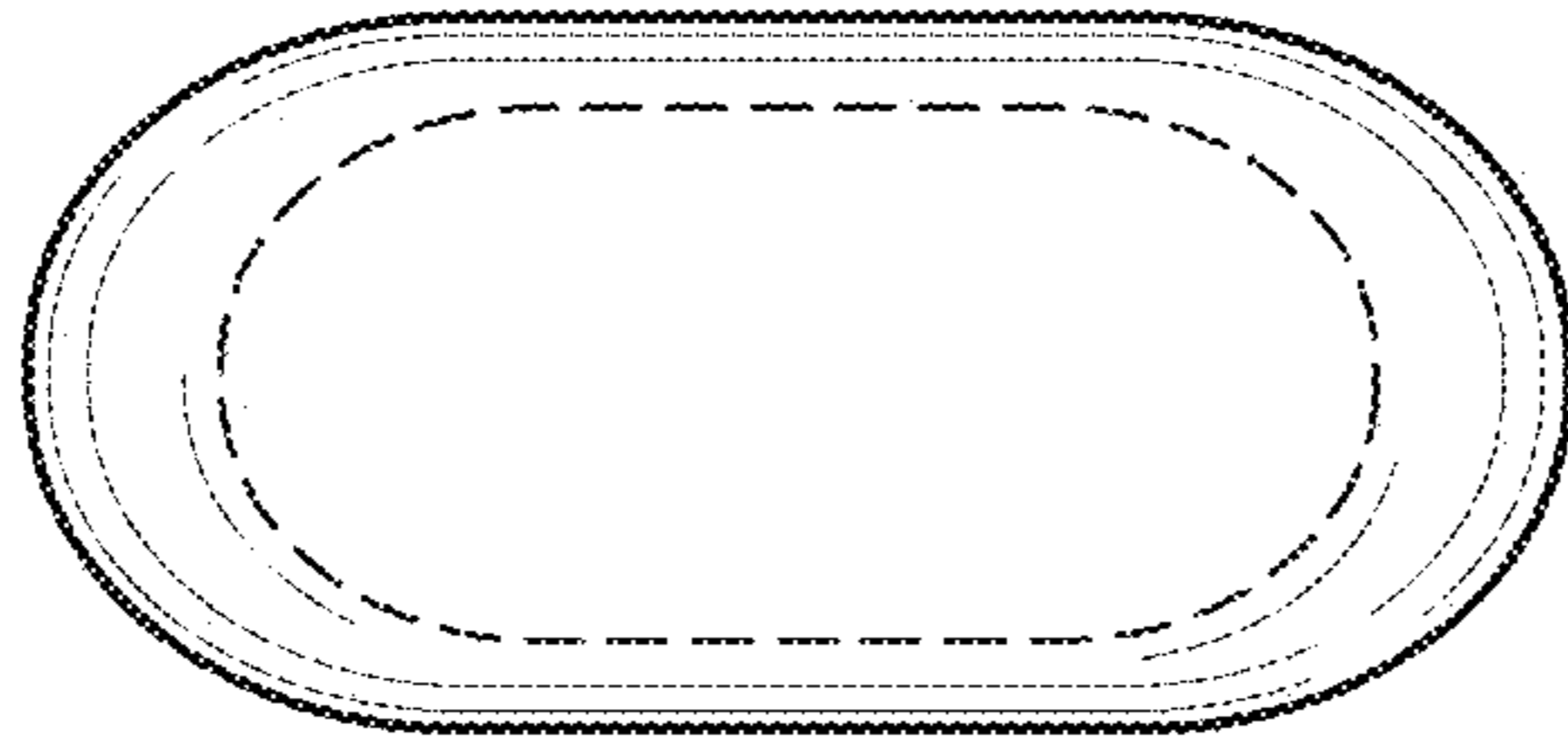


FIG. 8

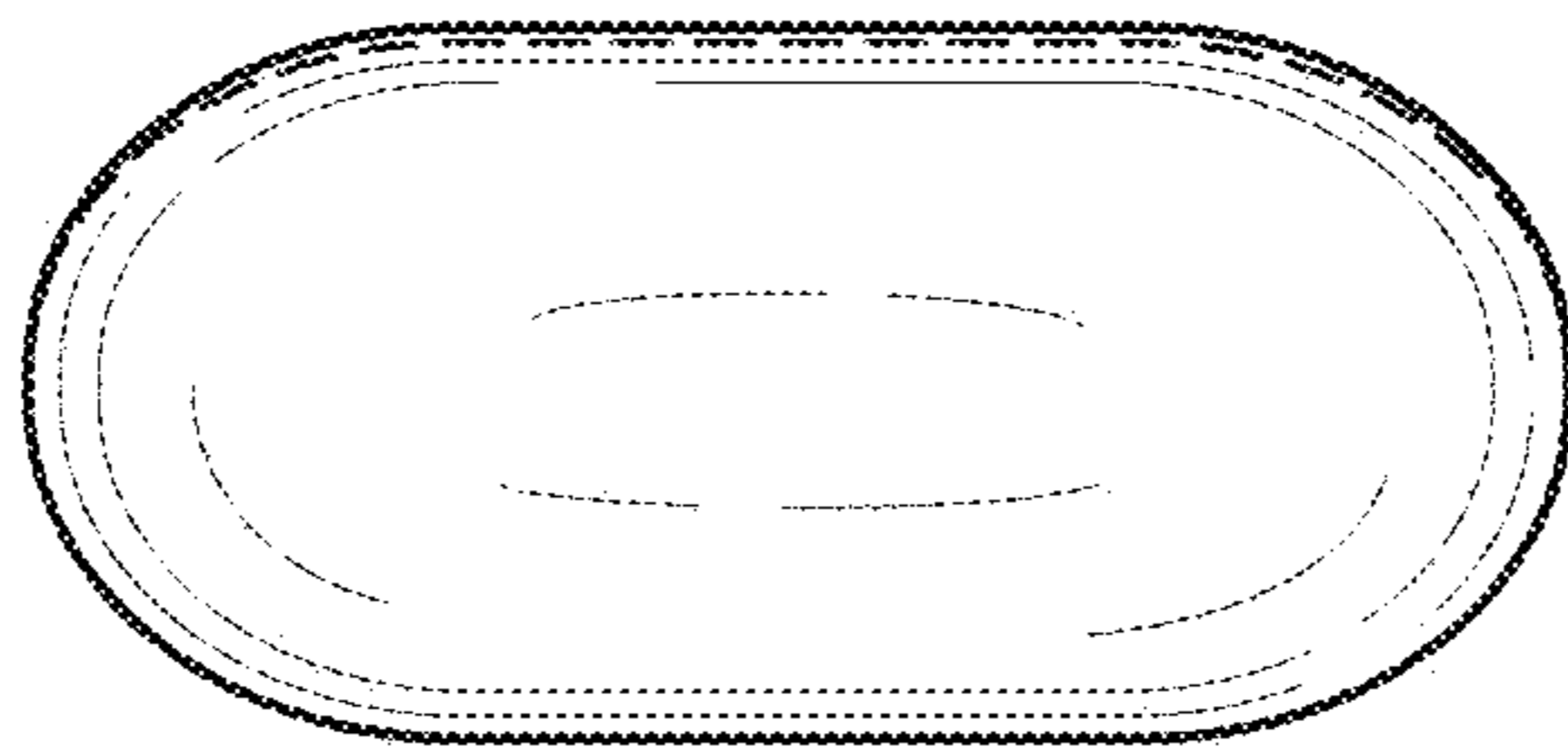


FIG. 9