



US00D965249S

(12) **United States Design Patent**
Stayer

(10) **Patent No.:** **US D965,249 S**

(45) **Date of Patent:** **** Oct. 4, 2022**

(54) **LIFT TAPE**

(71) Applicant: **SHELLY STAYER CONCEPTS LLC**,
Naples, FL (US)

(72) Inventor: **Shelly A. Stayer**, Naples, FL (US)

(73) Assignee: **Shelly Stayer Concepts LLC**, Naples,
FL (US)

(**) Term: **15 Years**

(21) Appl. No.: **29/686,159**

(22) Filed: **Apr. 2, 2019**

(51) **LOC (13) Cl.** **02-01**

(52) **U.S. Cl.**
USPC **D2/706**

(58) **Field of Classification Search**
USPC D2/706, 999; D28/7; D17/20
CPC A41C 3/00; A41C 3/065; A41C 3/144
See application file for complete search history.

(56) **References Cited**

U.S. PATENT DOCUMENTS

D581,129 S *	11/2008	Marshall	D2/706
D601,305 S *	9/2009	Bryan	D29/100
D882,907 S *	5/2020	Dale	D2/706
D894,529 S *	9/2020	Henderson	D2/706
2012/0266348 A1 *	10/2012	Meginnis	A41B 17/00 2/400

OTHER PUBLICATIONS

Booby Trap Pear Lifts, posted Mar. 5, 2021 [online], (retrieved Mar. 30, 2022). Retrieved from the internet, <https://www.amazon.co.uk/Booby-Trap-Pear-Lifts-Available/dp/B07ZTYXF53> (Year: 2021).*

Nueboo Breast Lift Tape Easy Lift Adhesive Bra, reviewed as early as Sep. 12, 2020 [online], (retrieved Mar. 30, 2022). Retrieved from the internet, <https://nuebootape.com/products/nueboo-easy-lift-adhesive-bra> (Year: 2020).*

* cited by examiner

Primary Examiner — Kevin K Rudzinski

Assistant Examiner — J. Thorn, Sr.

(74) *Attorney, Agent, or Firm* — Quarles & Brady LLP

(57) **CLAIM**

The ornamental design for lift tape, as shown and described.

DESCRIPTION

FIG. 1 is a front, top, and left isometric view of an ornamental design for lift tape;

FIG. 2 is a front elevational view of the lift tape of FIG. 1;

FIG. 3 is a rear elevational view of the lift tape of FIG. 1;

FIG. 4 is a left side elevational view of the lift tape of FIG. 1;

FIG. 5 is a right side elevational view of the lift tape of FIG. 1;

FIG. 6 is a top plan view of the lift tape of FIG. 1;

FIG. 7 is a bottom plan view of the lift tape of FIG. 1;

FIG. 8 is a front, top, and left isometric view of another ornamental design for lift tape;

FIG. 9 is a front elevational view of the lift tape of FIG. 8;

FIG. 10 is a rear elevational view of the lift tape of FIG. 8;

FIG. 11 is a left side elevational view of the lift tape of FIG. 8;

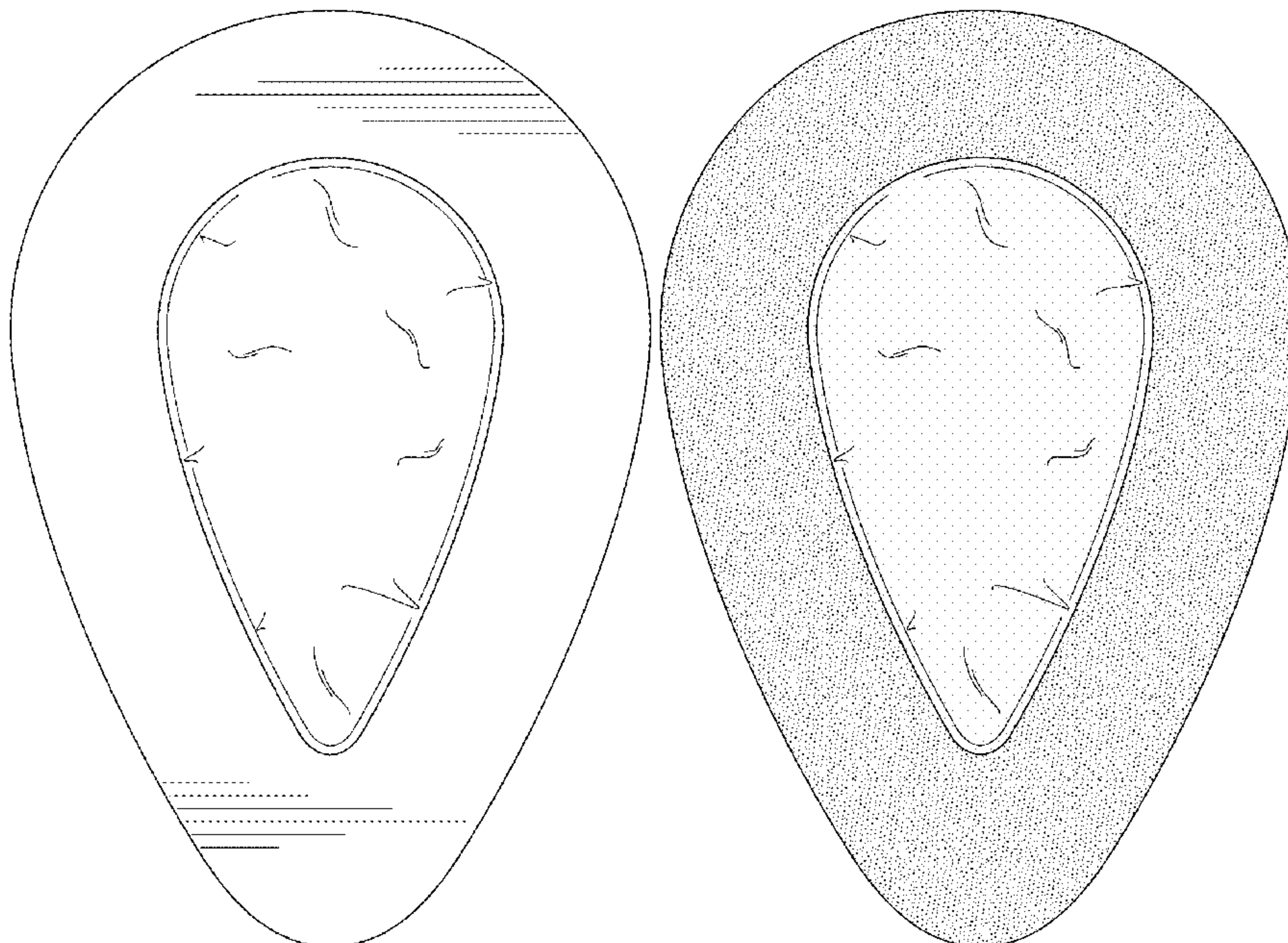
FIG. 12 is a right side elevational view of the lift tape of FIG. 8;

FIG. 13 is a top plan view of the lift tape of FIG. 8; and,

FIG. 14 is a bottom plan view of the lift tape of FIG. 8.

The contrast in shading represents a contrast in appearance only and does not represent any particular color, material, texture, or finish.

1 Claim, 6 Drawing Sheets



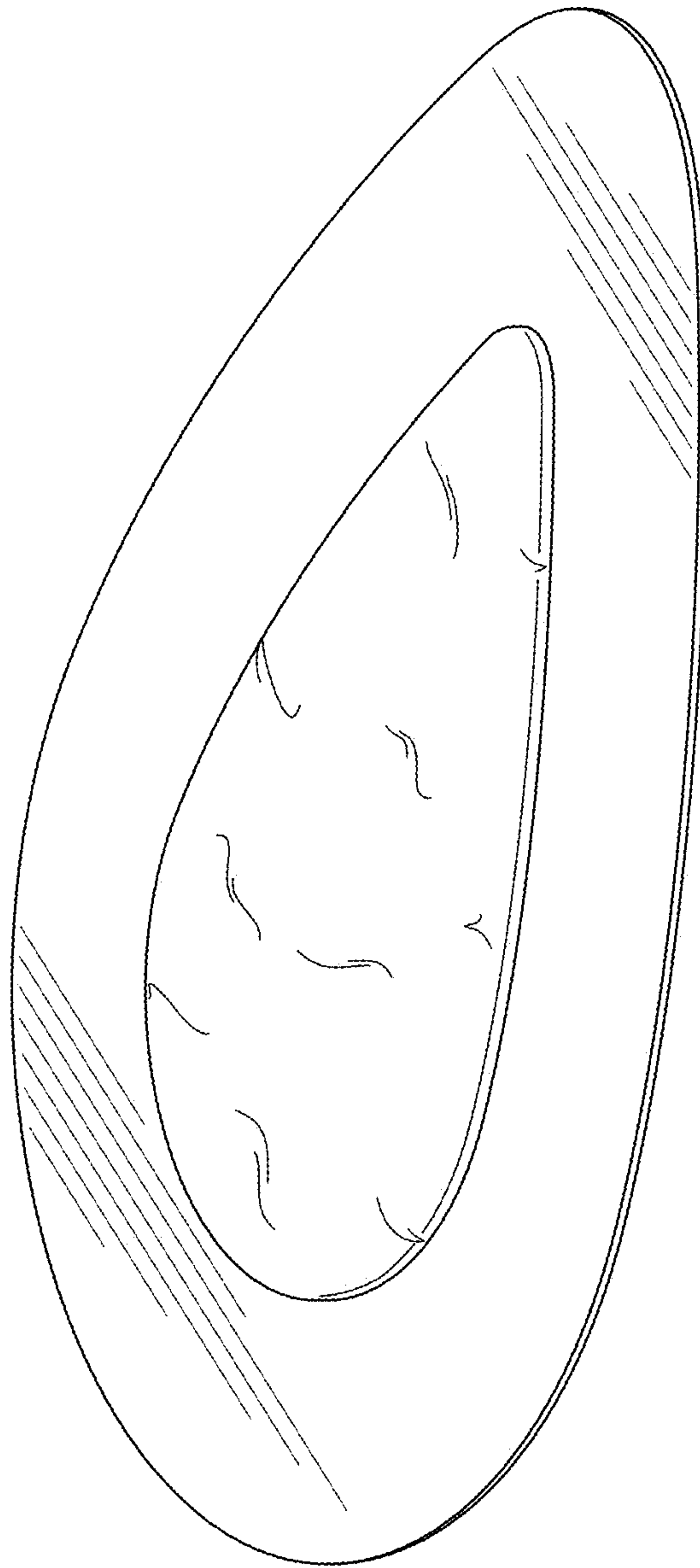


FIG. 1




FIG. 5




FIG. 4



FIG. 2



FIG. 3

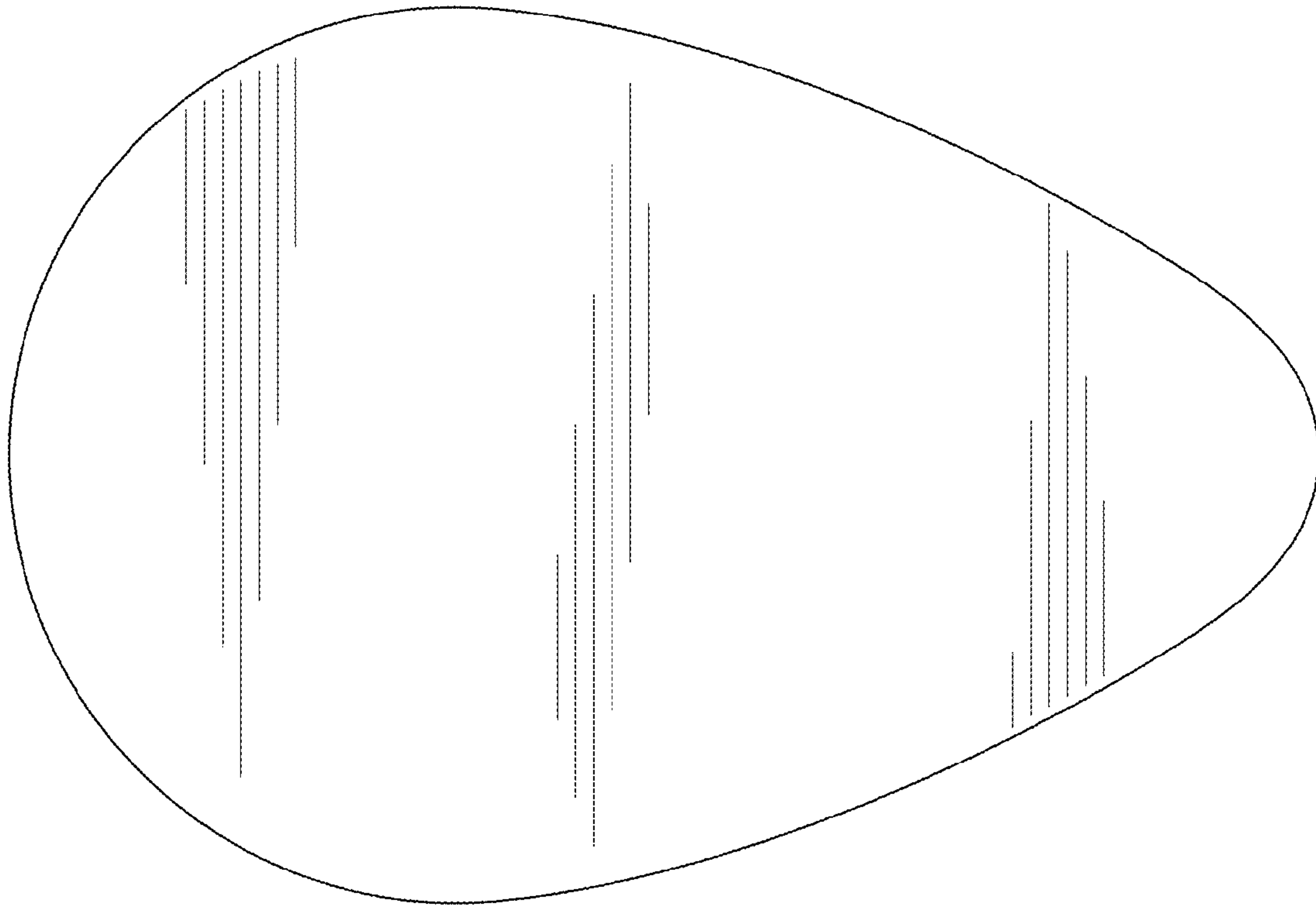


FIG. 7

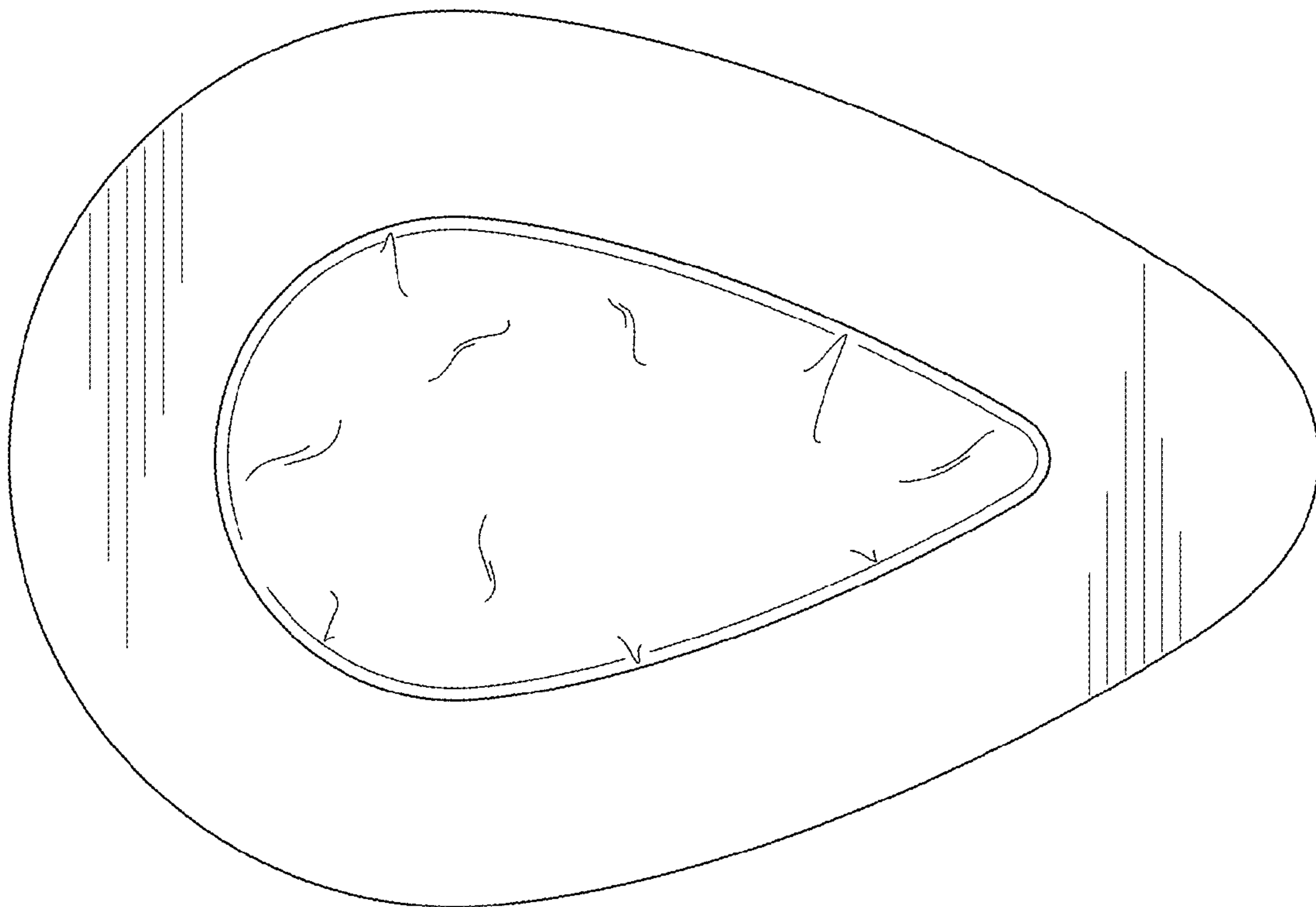


FIG. 6

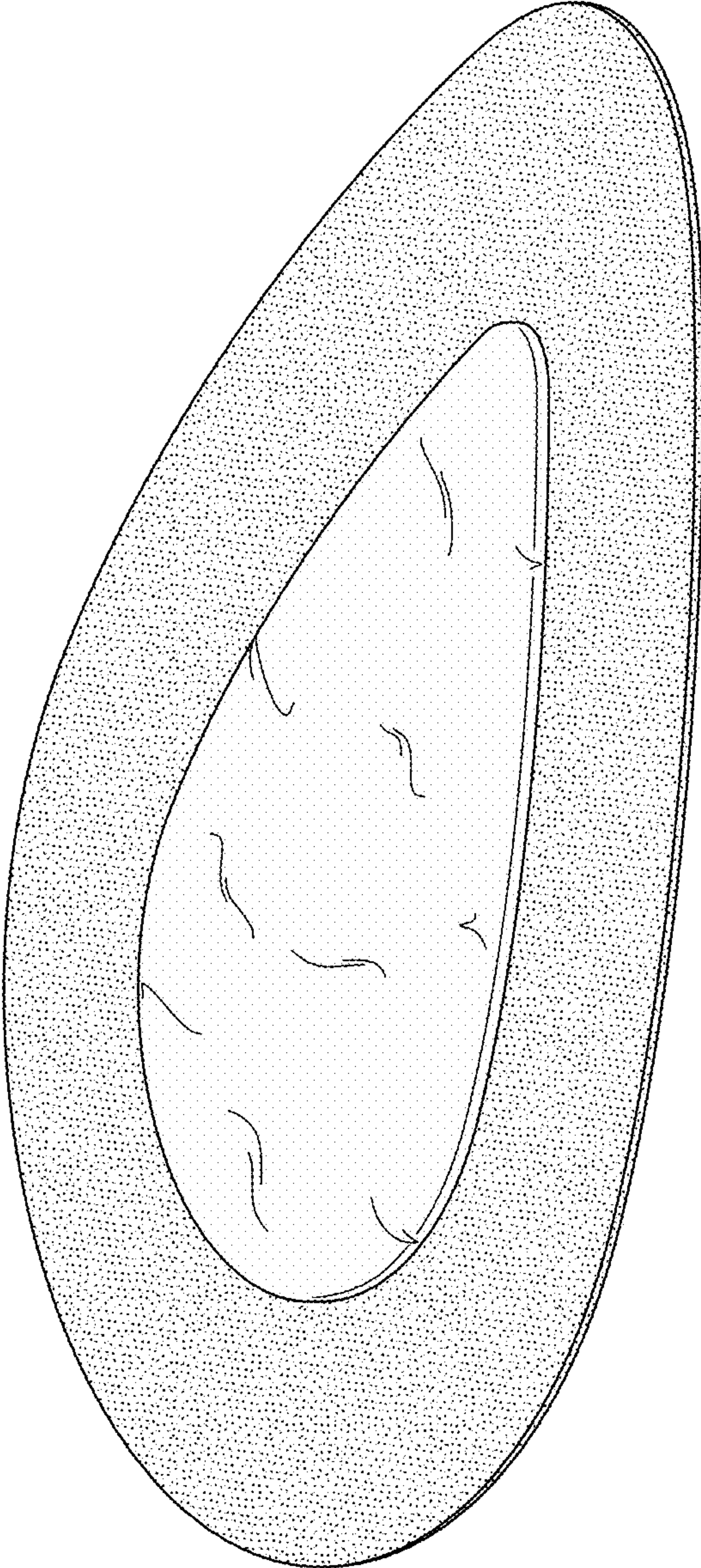


FIG. 8




FIG. 12

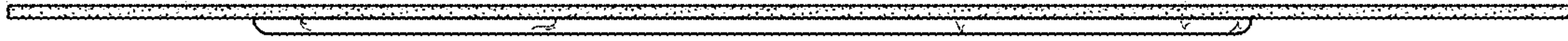


FIG. 11



FIG. 9



FIG. 10




FIG. 14

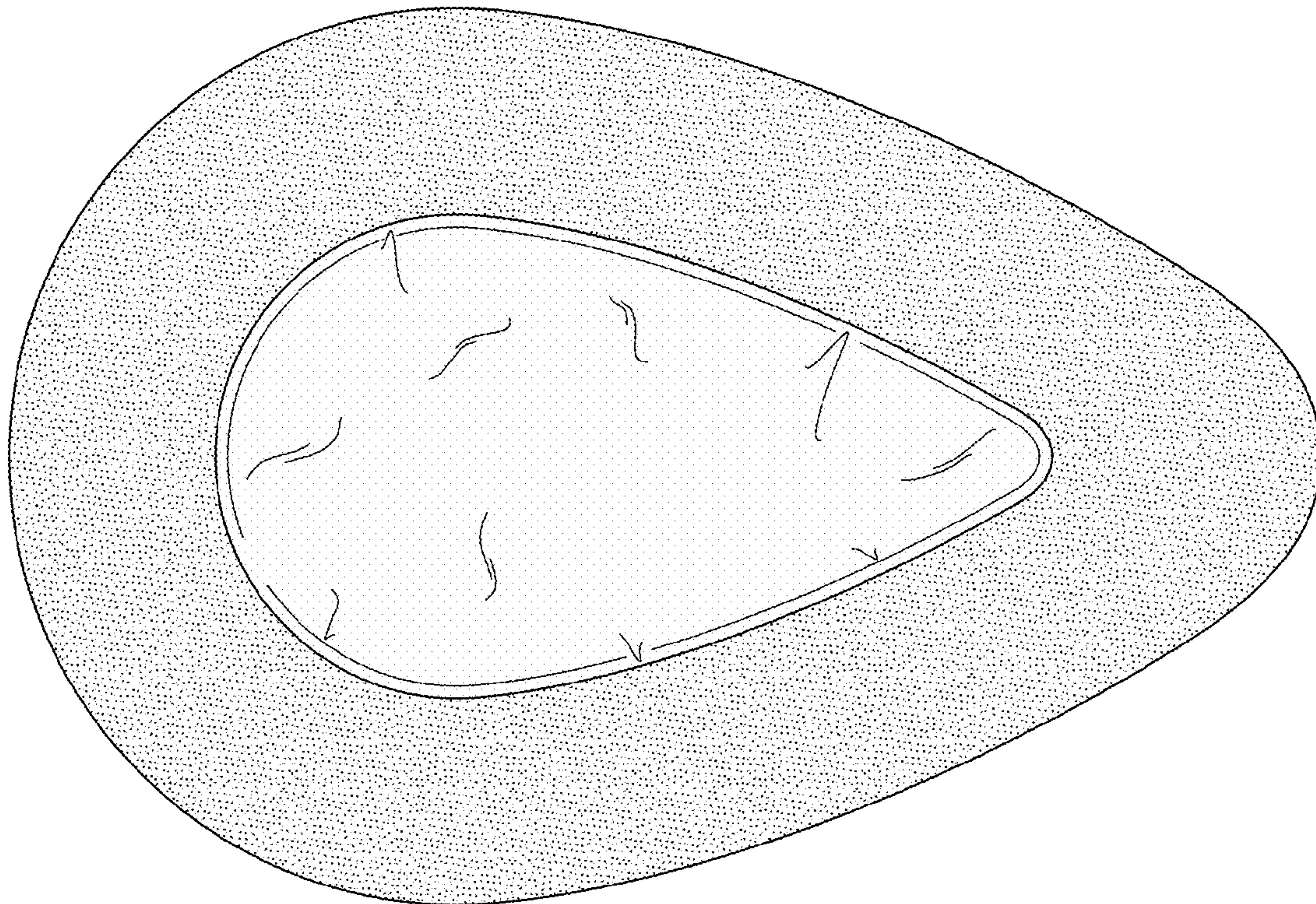


FIG. 13