

US00D965246S

(12) **United States Design Patent**
Guidolin

(10) **Patent No.:** **US D965,246 S**

(45) **Date of Patent:** **** *Oct. 4, 2022**

- (54) **SNACK**
- (71) Applicant: **MAFIN S.R.L.**, Galliera Veneta (IT)
- (72) Inventor: **Eraldo Guidolin**, Galliera Veneta (IT)
- (73) Assignee: **MAFIN S.R.L.**, Galliera Veneta (IT)
- (*) Notice: This patent is subject to a terminal disclaimer.
- (**) Term: **15 Years**
- (21) Appl. No.: **29/760,418**
- (22) Filed: **Dec. 1, 2020**

3,729,774	A *	5/1973	Chow	A23P 10/10
					99/420
D242,188	S *	11/1976	Vondell	D1/123
4,084,365	A *	4/1978	Read	E04D 1/2918
					52/529
D274,312	S *	6/1984	Witte	206/584
D422,774	S *	4/2000	Hersh	D1/125
D644,460	S *	9/2011	Lewis	D6/708
D646,309	S *	10/2011	Kilgren	D15/126
D652,179	S *	1/2012	Haaf	D30/160
D752,316	S *	3/2016	Gil	D1/128
D858,031	S *	9/2019	Guidolin	D1/123
D871,716	S *	1/2020	Guidolin	D1/123
D883,608	S *	5/2020	Guidolin	D1/128
D917,827	S *	5/2021	Guidolin	D1/128
D935,131	S *	11/2021	Guidolin	D1/125
D935,732	S *	11/2021	Guidolin	D1/125

(30) **Foreign Application Priority Data**

Jun. 1, 2020 (EM) 007981691

(51) **LOC (13) Cl.** **01-01**

(52) **U.S. Cl.**
USPC **D1/123; D1/128**

(58) **Field of Classification Search**

USPC D1/100-130, 199; 426/94, 104, 138,
426/143, 144, 274, 283, 303, 391, 512,
426/514, 518, 549; D6/597, 601;
D7/675, 560, 566, 568; D24/101-104;
D28/8.1, 8.2; D21/385, 386, 707
CPC A23L 1/0067; A23L 1/005; A23L 1/0052;
A23L 1/217; A23G 9/48; A23G 3/54;
A23V 2002/00
See application file for complete search history.

(56) **References Cited**

U.S. PATENT DOCUMENTS

2,959,511	A *	11/1960	Finger	B44C 3/044
					156/183
3,441,001	A *	4/1969	Fisher	A01K 15/025
					119/709

* cited by examiner

Primary Examiner — Katie Jane Stofko

(74) *Attorney, Agent, or Firm* — Scully, Scott, Murphy & Presser, P.C.

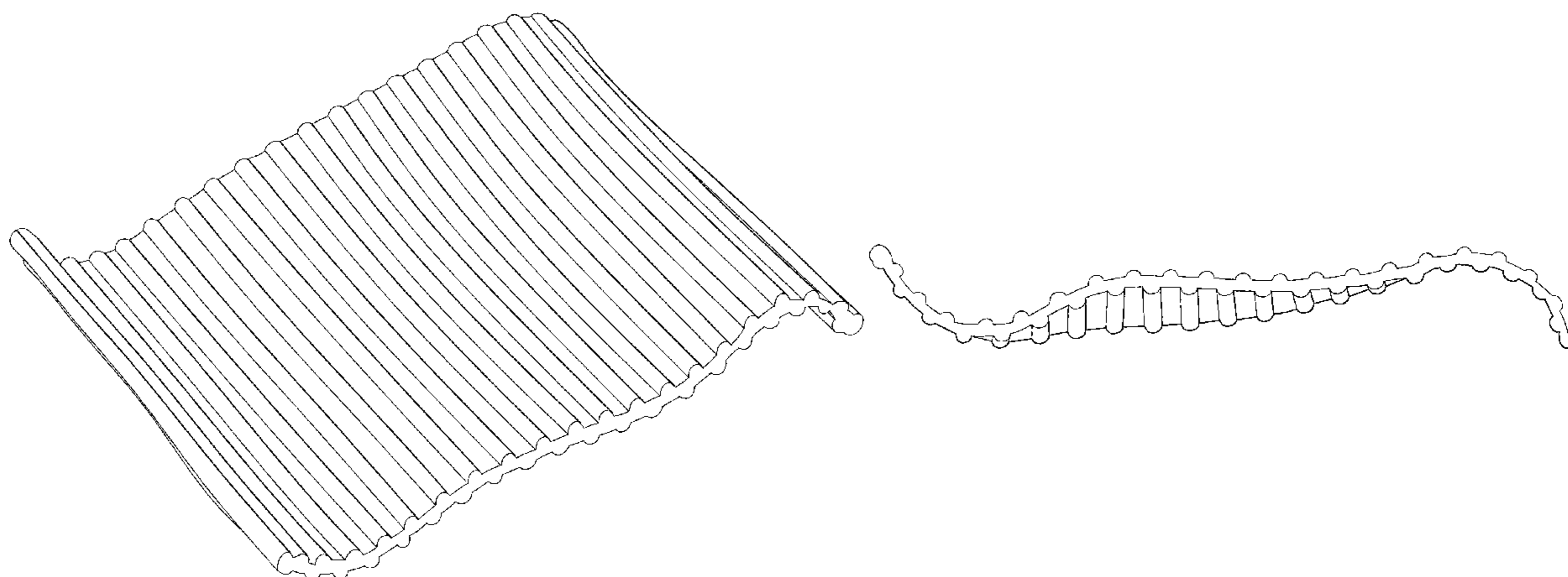
(57) **CLAIM**

The ornamental design for a snack, as shown.

DESCRIPTION

FIG. 1 is a perspective view of a snack showing my new design;
FIG. 2 is a front view thereof;
FIG. 3 is a rear view thereof;
FIG. 4 is a left side view thereof;
FIG. 5 is a right side view thereof;
FIG. 6 is a top view thereof; and,
FIG. 7 is a bottom view thereof.

1 Claim, 7 Drawing Sheets



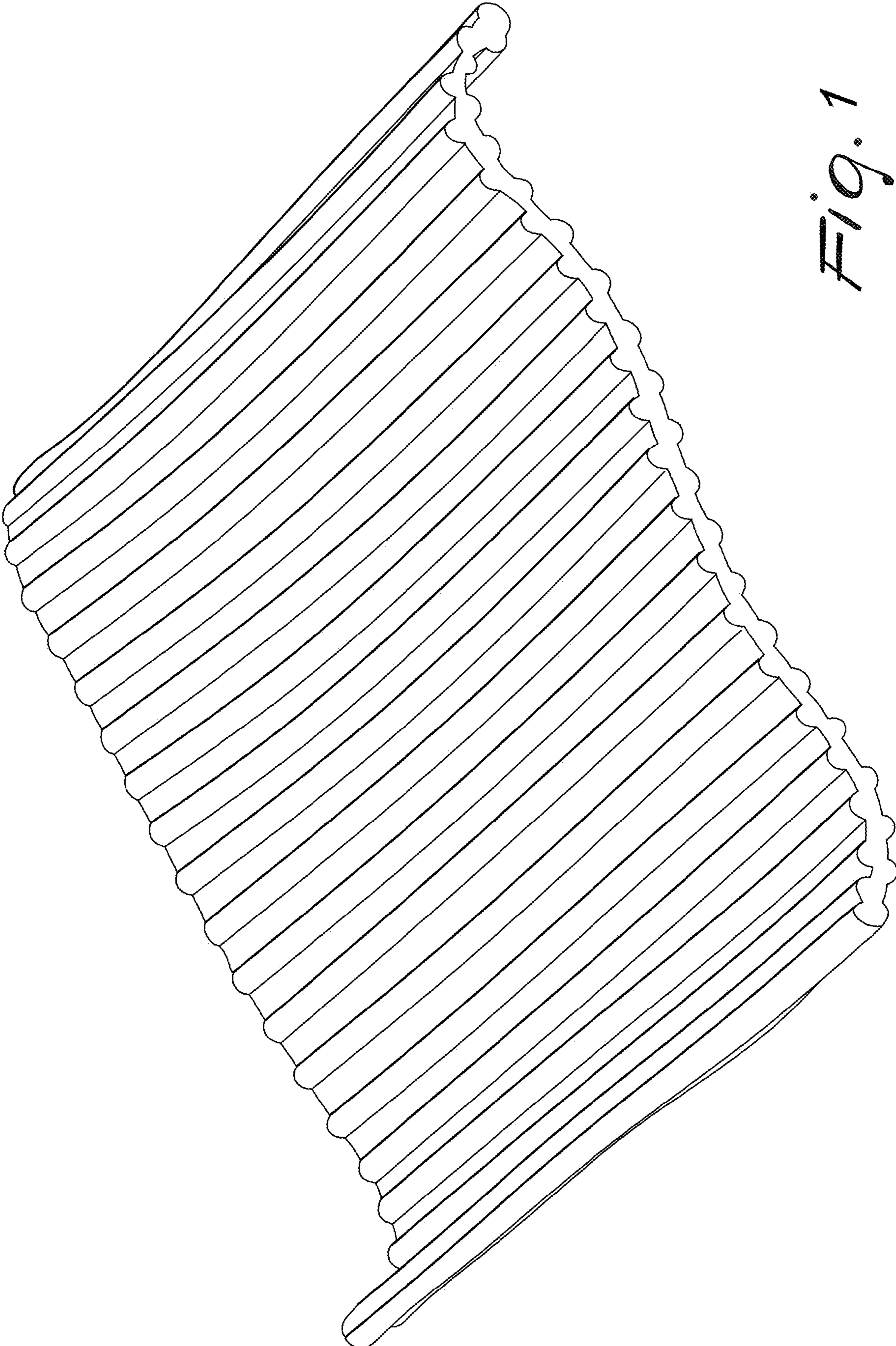


Fig. 1

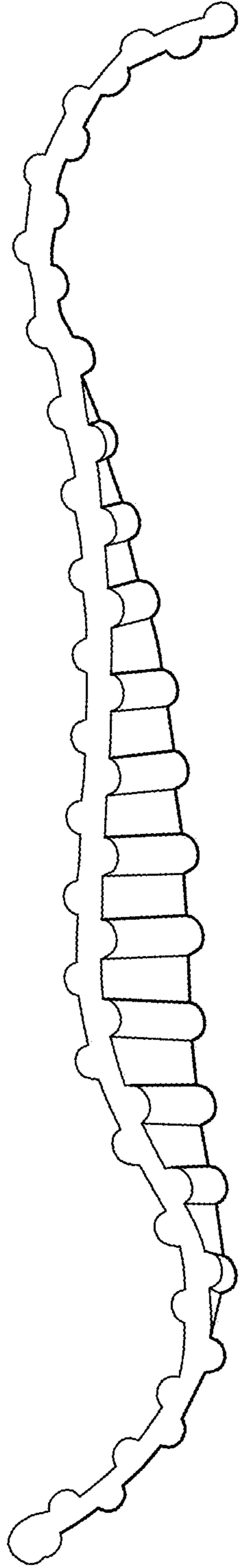


Fig. 2

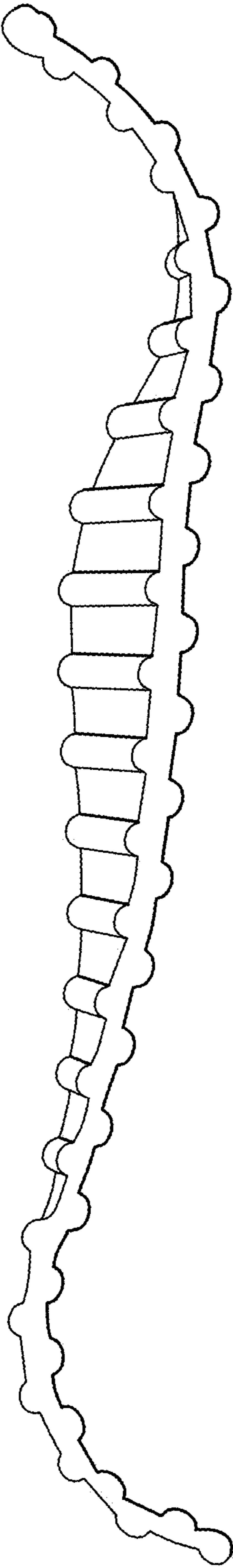


Fig. 3




Fig. 4




Fig. 5




Fig. 6




Fig. 7