



US00D965238S

(12) **United States Design Patent**
Elsten

(10) **Patent No.:** **US D965,238 S**

(45) **Date of Patent:** **** Sep. 27, 2022**

- (54) **DOG CHEW TOY**
- (71) Applicant: **Eric Ryan Elsten**, Woodbury, MN (US)
- (72) Inventor: **Eric Ryan Elsten**, Woodbury, MN (US)
- (73) Assignee: **Elsten Holdings, LLC**, Woodbury, MN (US)
- (**) Term: **15 Years**
- (21) Appl. No.: **29/652,741**
- (22) Filed: **Nov. 6, 2020**
- (51) **LOC (13) Cl.** **30-99**
- (52) **U.S. Cl.**
USPC **D30/160**
- (58) **Field of Classification Search**
USPC D30/160; D1/126, 128, 129, 199;
D21/803-806
CPC .. A01K 15/025; A01K 15/026; A01K 5/0114;
A23K 50/40
See application file for complete search history.

(56) **References Cited**

U.S. PATENT DOCUMENTS

4,557,219	A	12/1985	Edwards	
D320,495	S	10/1991	Pallesen	
5,367,986	A	11/1994	ORourke et al.	
6,093,441	A *	7/2000	Axelrod	A01K 15/026 426/805
6,217,408	B1	4/2001	Willinger	
6,360,693	B1	3/2002	Long, III	
D475,816	S	6/2003	Adamson	
D501,286	S	2/2005	Wang	
7,100,539	B2	9/2006	Levan	
D534,694	S *	1/2007	Pozzoni	D30/160
D540,181	S *	4/2007	Edwards	D9/600
D576,358	S *	9/2008	Rutherford	D30/160
7,490,579	B2	2/2009	Axelrod	

D620,207	S *	7/2010	Byrne	D30/160
7,814,864	B2	10/2010	Axelrod et al.	
D642,341	S	7/2011	Anderson	
D655,056	S	2/2012	Blair	
D662,676	S	6/2012	Wechsler	
8,474,404	B2	7/2013	Costello	
D690,897	S	10/2013	Toolan et al.	
8,809,423	B2 *	8/2014	Bastioli	A23K 50/40 524/53
D760,964	S	7/2016	Toolan	
9,788,529	B2	10/2017	Axelrod et al.	
D811,018	S	2/2018	Toolan	
D814,696	S	4/2018	Zhou	
D819,899	S	6/2018	Gick	
D841,903	S	2/2019	Toolan	
D858,907	S	9/2019	Gick	
10,405,521	B2	9/2019	Ng	
10,448,615	B1	10/2019	Mullin	
D869,786	S	12/2019	Gick	
D870,400	S	12/2019	Toolan et al.	

(Continued)

Primary Examiner — Sheryl Lane
Assistant Examiner — Aula Soroush
(74) *Attorney, Agent, or Firm* — Dunlap Bennett & Ludwig, PLLC

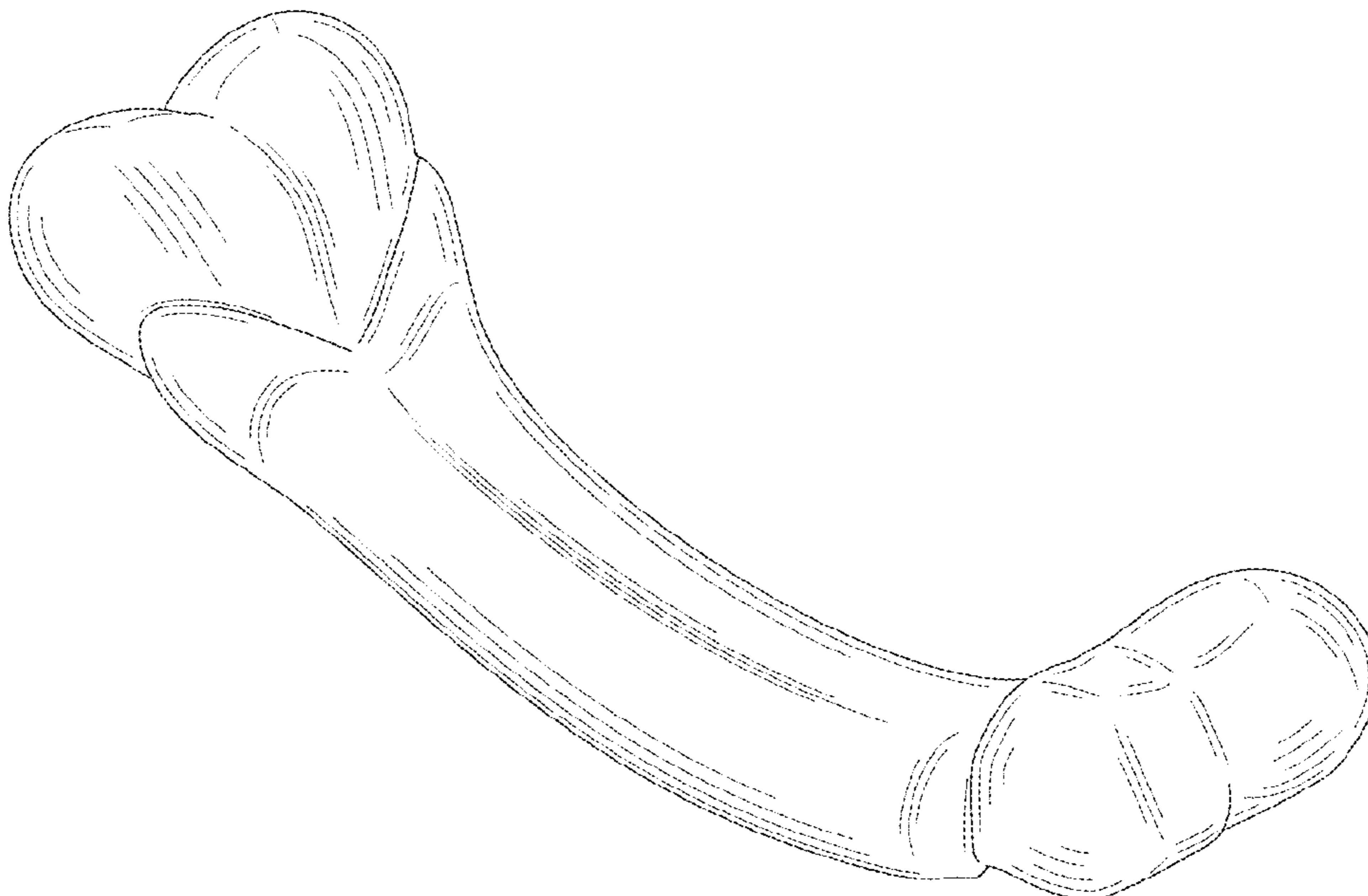
(57) **CLAIM**

The ornamental design for a dog chew toy, as shown and described.

DESCRIPTION

FIG. 1 is a top front perspective view of a dog chew toy, showing my new design;
FIG. 2 is a front elevation view thereof, with the rear elevation view being a mirror image thereof;
FIG. 3 is a right side elevation view thereof, with the left side elevation view being a mirror image thereof;
FIG. 4 is a top elevation view thereof; and,
FIG. 5 is a bottom elevation view thereof.

1 Claim, 3 Drawing Sheets



(56)

References Cited

U.S. PATENT DOCUMENTS

D871,686 S 12/2019 Toolan et al.
D877,992 S 3/2020 Gick
D911,634 S * 2/2021 Wolfe, Jr. D30/160
D921,443 S * 6/2021 Nelson, Jr. D7/628

* cited by examiner

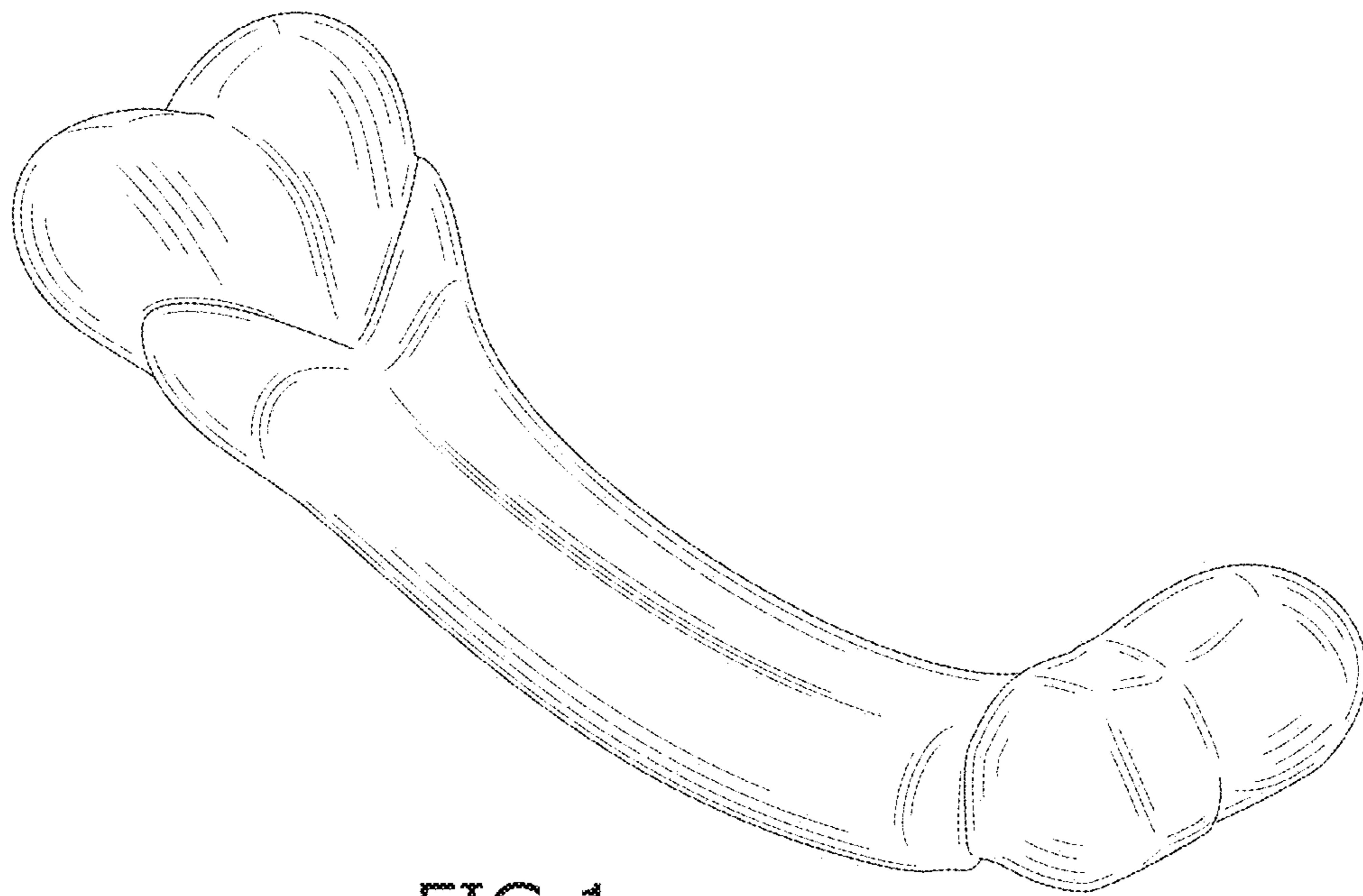


FIG. 1

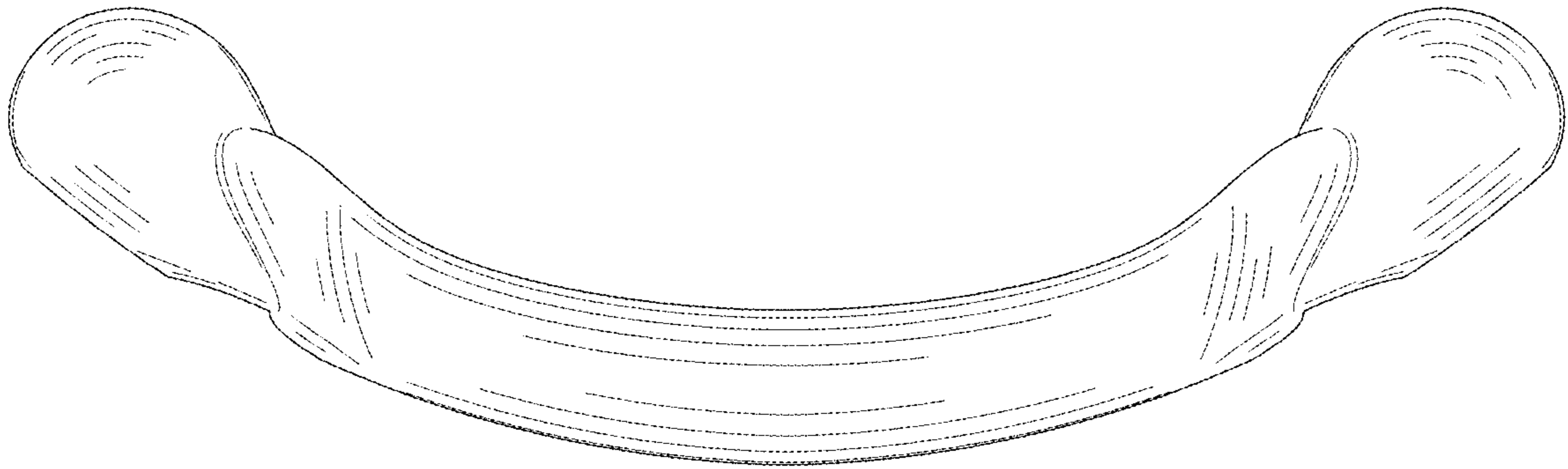


FIG. 2

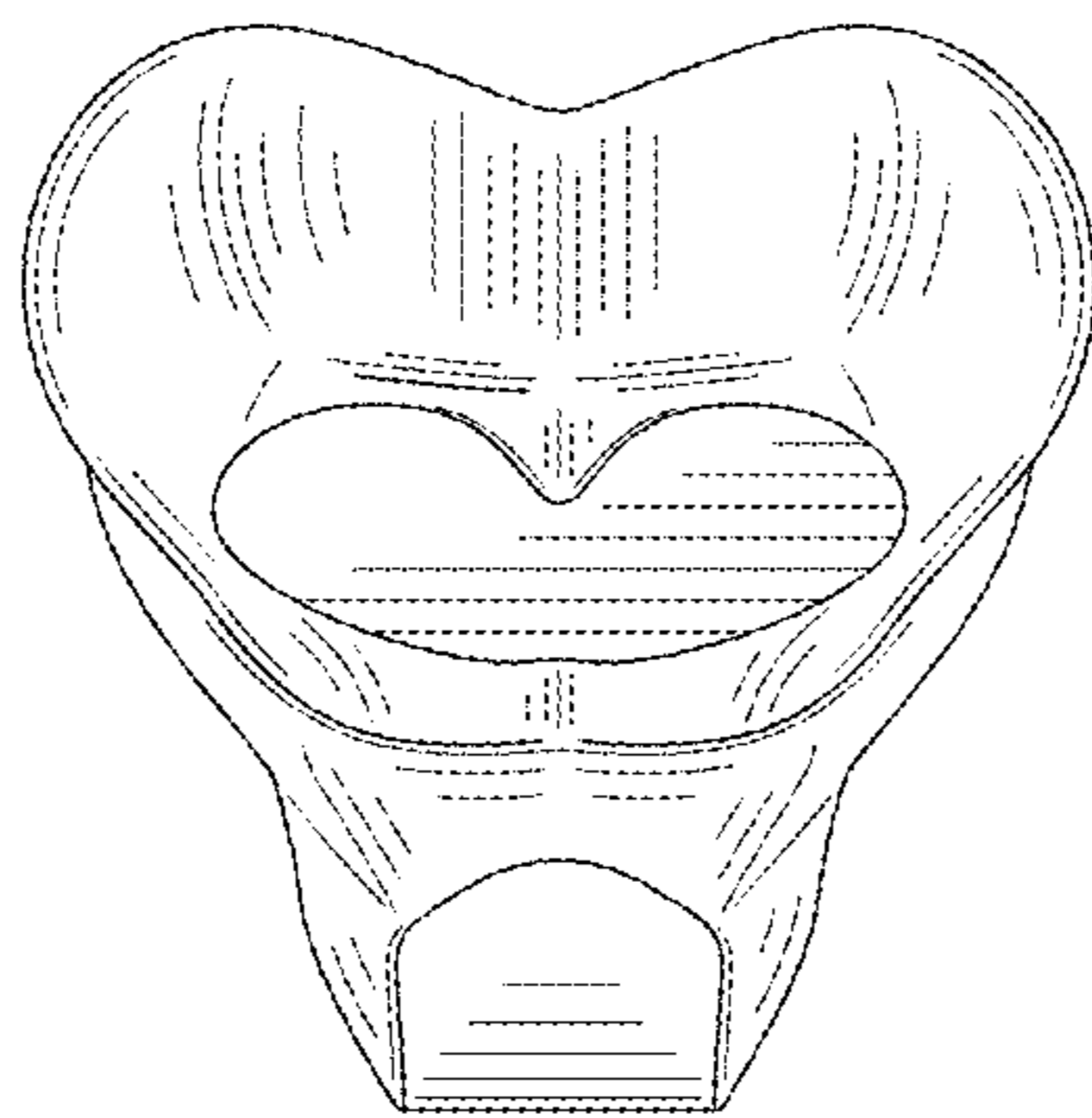


FIG. 3

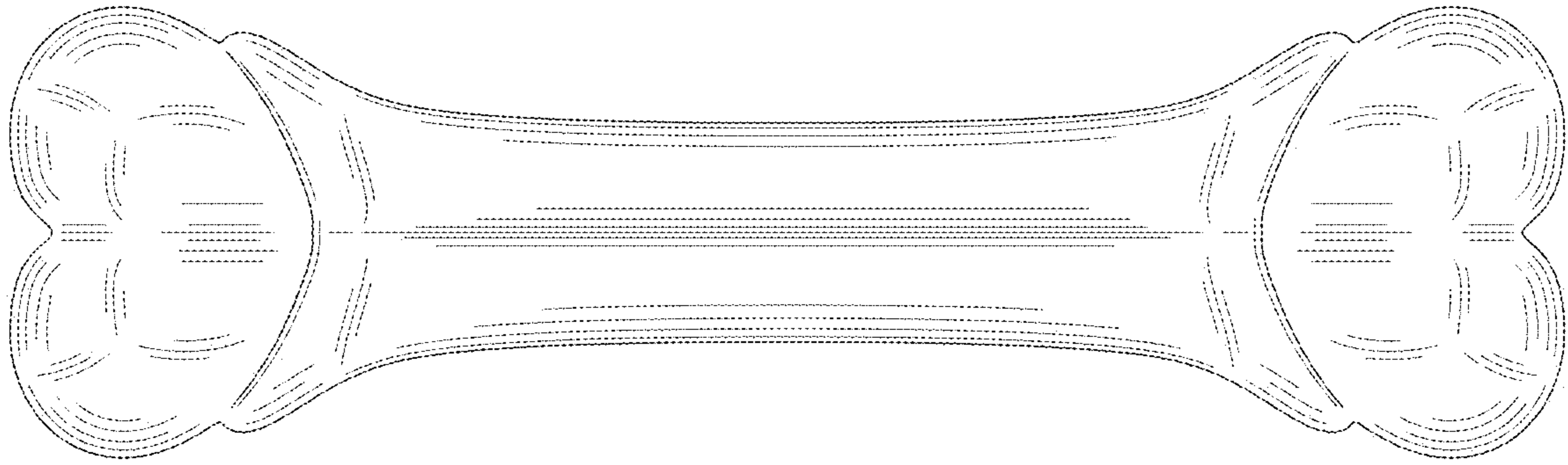


FIG. 4

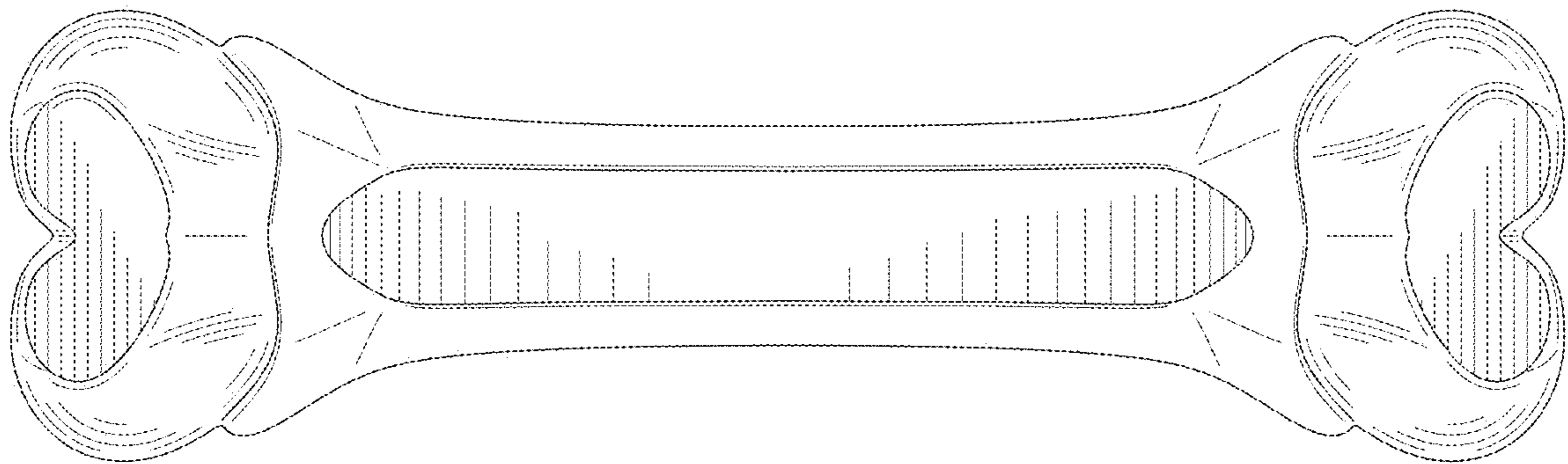


FIG. 5