



US00D965223S

(12) **United States Design Patent**
Huang

(10) **Patent No.:** **US D965,223 S**

(45) **Date of Patent:** **** Sep. 27, 2022**

(54) **MINI NAIL UV LAMP**

(71) Applicant: **Detao Huang**, Ningyuan County (CN)

(72) Inventor: **Detao Huang**, Ningyuan County (CN)

(**) Term: **15 Years**

(21) Appl. No.: **29/773,096**

(22) Filed: **Mar. 7, 2021**

(51) **LOC (13) Cl.** **28-03**

(52) **U.S. Cl.**
USPC **D28/58**

(58) **Field of Classification Search**
USPC D28/58

CPC A45D 29/00; A45D 29/18; A45D 29/20;
A45D 29/007; A45D 2200/15-155; A45D
2200/205

See application file for complete search history.

(56) **References Cited**

U.S. PATENT DOCUMENTS

D381,464 S	7/1997	Schaeffer et al.	
D492,447 S	6/2004	Mills	
D641,105 S	7/2011	Chan	
D692,617 S *	10/2013	Haile	D28/58
D704,889 S	5/2014	Chiu	
D755,442 S	5/2016	Jih	
D759,893 S *	6/2016	Troska	D28/58
D777,981 S	1/2017	Oh	
D811,010 S	2/2018	Tan et al.	
D820,522 S *	6/2018	Colin	D28/58
D827,203 S *	8/2018	Ouyang	D28/58
10,117,494 B1 *	11/2018	Luu	A45D 29/00
D838,042 S *	1/2019	Ouyang	D28/58
D838,043 S *	1/2019	Ouyang	D28/58
D840,106 S *	2/2019	Ouyang	D28/58
D842,546 S *	3/2019	Ouyang	D28/58
D850,724 S *	6/2019	Luo	D28/58
D853,031 S *	7/2019	Ouyang	D28/58
D853,032 S *	7/2019	Ouyang	D28/58
D853,033 S *	7/2019	Ouyang	D28/58

D853,034 S *	7/2019	Ouyang	D28/58
D858,882 S	9/2019	Hsieh et al.	
D858,883 S *	9/2019	Wu	D28/58
D858,884 S *	9/2019	Wu	D28/58
D858,885 S *	9/2019	Wu	D28/58
D864,485 S *	10/2019	Ouyang	D28/58
D872,369 S *	1/2020	Le	D28/58
D875,318 S	2/2020	Hsieh et al.	
D878,680 S *	3/2020	Ouyang	D28/58
D880,068 S *	3/2020	Wu	D28/58
D890,431 S *	7/2020	Hsieh	D28/58
D899,691 S *	10/2020	Fan	D28/58

(Continued)

OTHER PUBLICATIONS

Beetles Gel Nail Polish Kit, www.amazon.com, date first available Jul. 8, 2020, 1 page (Year: 2020).*

Primary Examiner — Jennifer Rivard

(74) *Attorney, Agent, or Firm* — Xiaofang Zhong; Law Office of Xiaofang Zhong, PLLC

(57) **CLAIM**

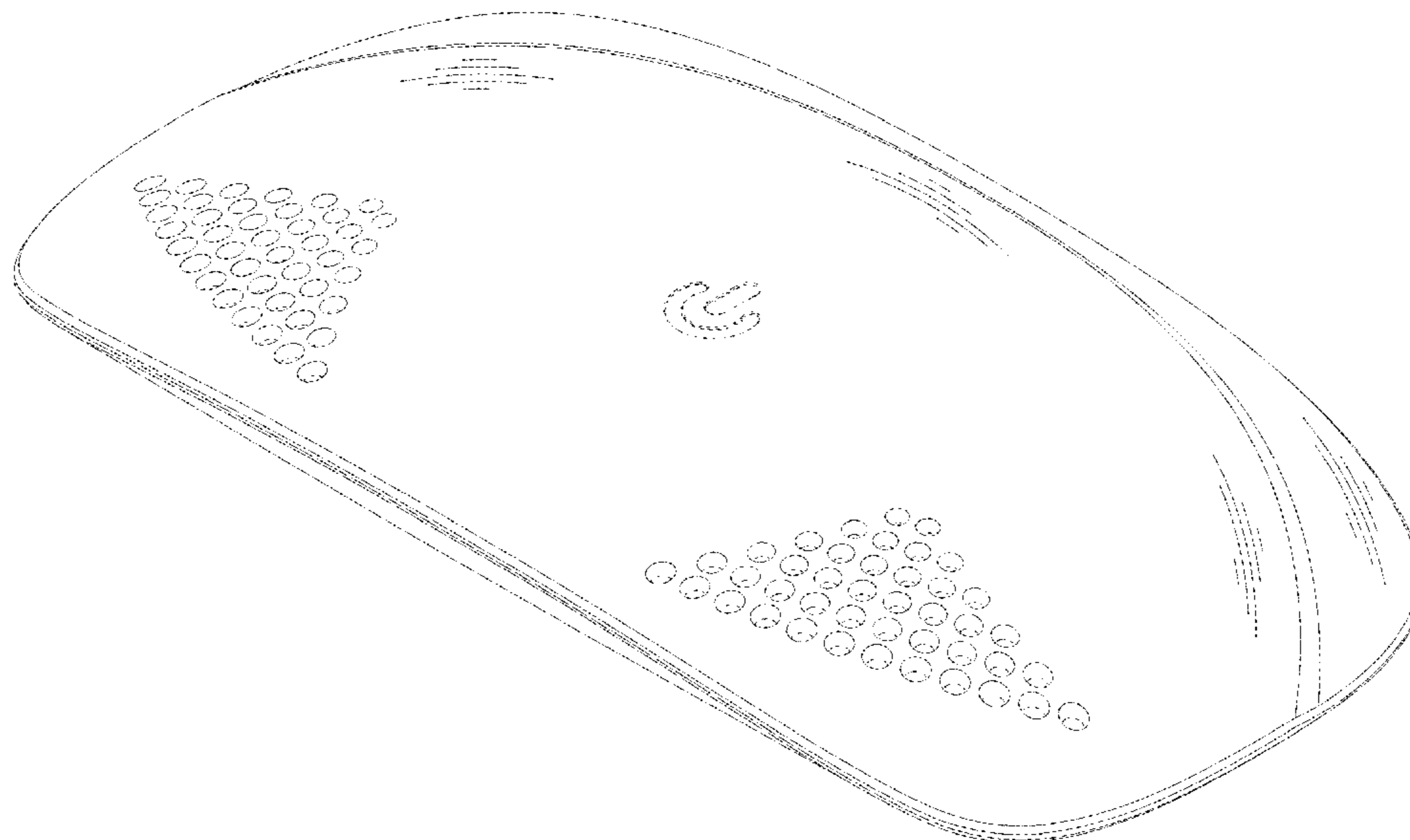
The ornamental design for a mini nail UV lamp, as shown and described.

DESCRIPTION

FIG. 1 is a perspective view of a mini nail UV lamp showing my new design;
FIG. 2 is a front elevational view thereof;
FIG. 3 is a back elevational view thereof;
FIG. 4 is a right-side elevational view thereof;
FIG. 5 is a left-side elevational view thereof;
FIG. 6 is a top plan view thereof;
FIG. 7 is a bottom plan view thereof; and,
FIG. 8 is a perspective view of the mini nail UV lamp with unfolded legs.

The broken lines in the drawings depict part of the mini nail UV lamp that form no part of the claimed design.

1 Claim, 8 Drawing Sheets



(56)

References Cited

U.S. PATENT DOCUMENTS

D900,396 S * 10/2020 Zhang D28/58
D909,682 S * 2/2021 Wu D28/58
D914,291 S * 3/2021 Bui D28/58
D914,982 S * 3/2021 Hurter D28/58
10,946,413 B2 * 3/2021 Hsieh F26B 3/28
D919,184 S * 5/2021 Feng D28/58
D920,576 S * 5/2021 Liu D28/58
D937,487 S * 11/2021 Zhang D28/58
2008/0078085 A1 * 4/2008 Wittke-Kothe A45D 29/17
30/26
2013/0161531 A1 * 6/2013 Haile A45D 29/00
250/455.11
2015/0153011 A1 * 6/2015 Heyer A45D 29/00
362/190
2015/0290675 A1 * 10/2015 Lin F21S 9/00
250/494.1
2016/0089694 A1 * 3/2016 Jih A45D 29/00
34/202

* cited by examiner

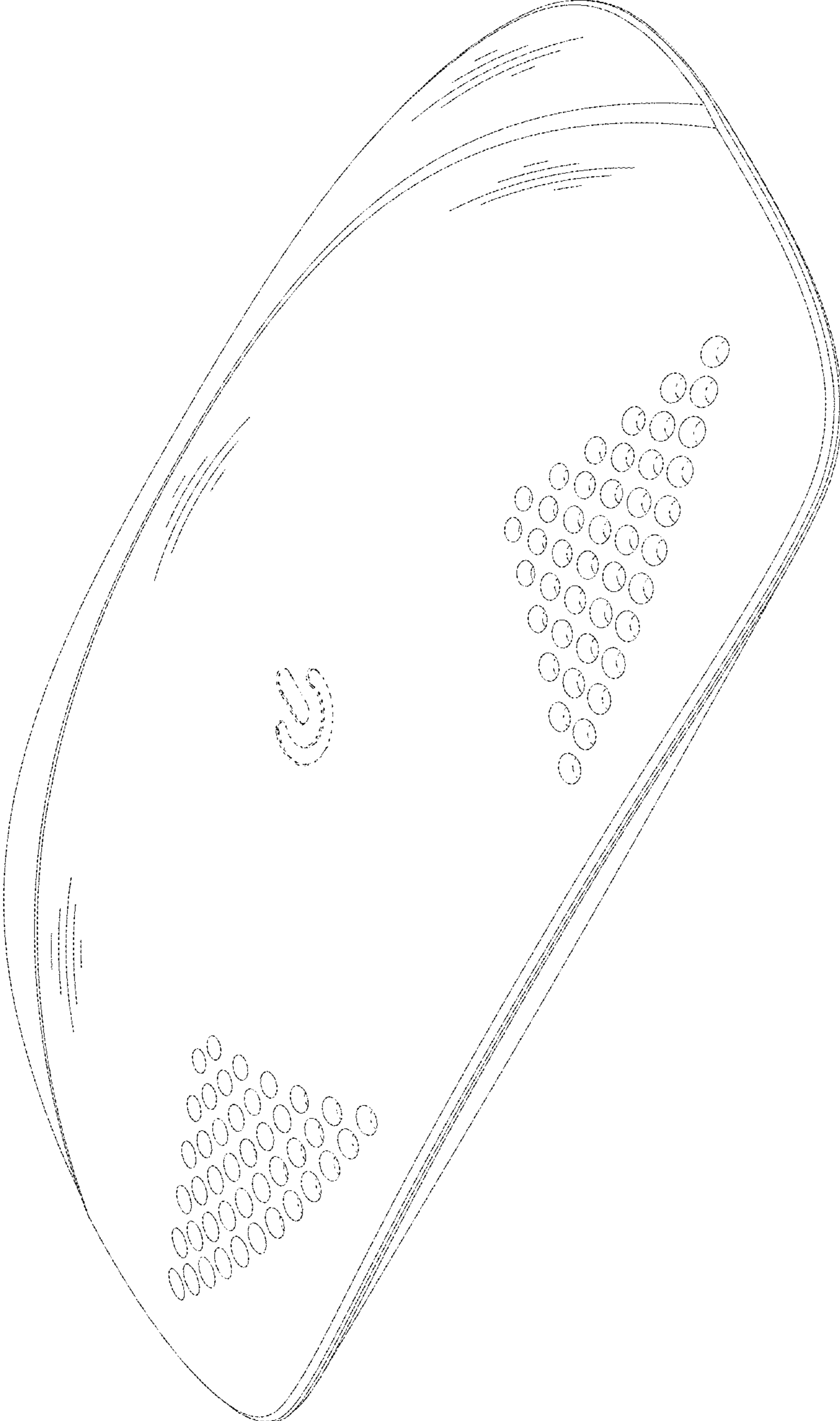


FIG. 1

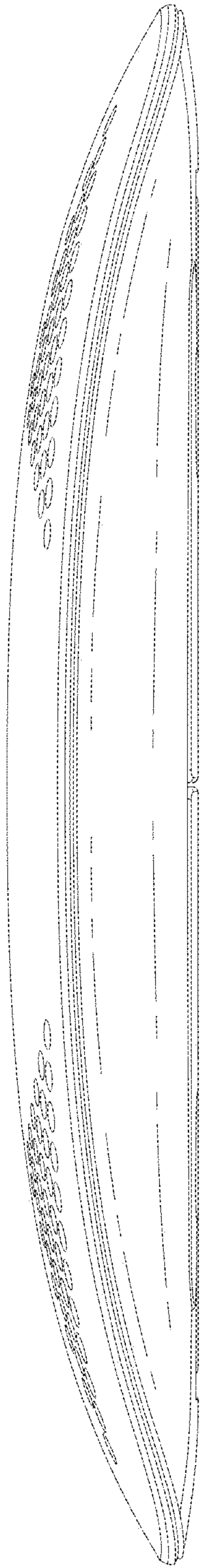


FIG. 2

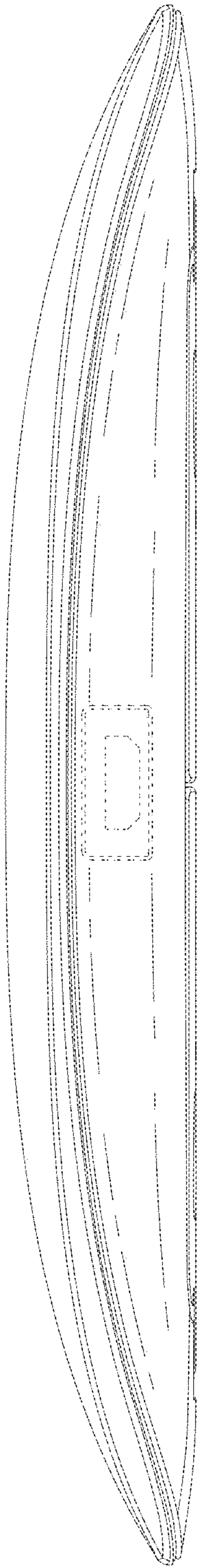


FIG. 3

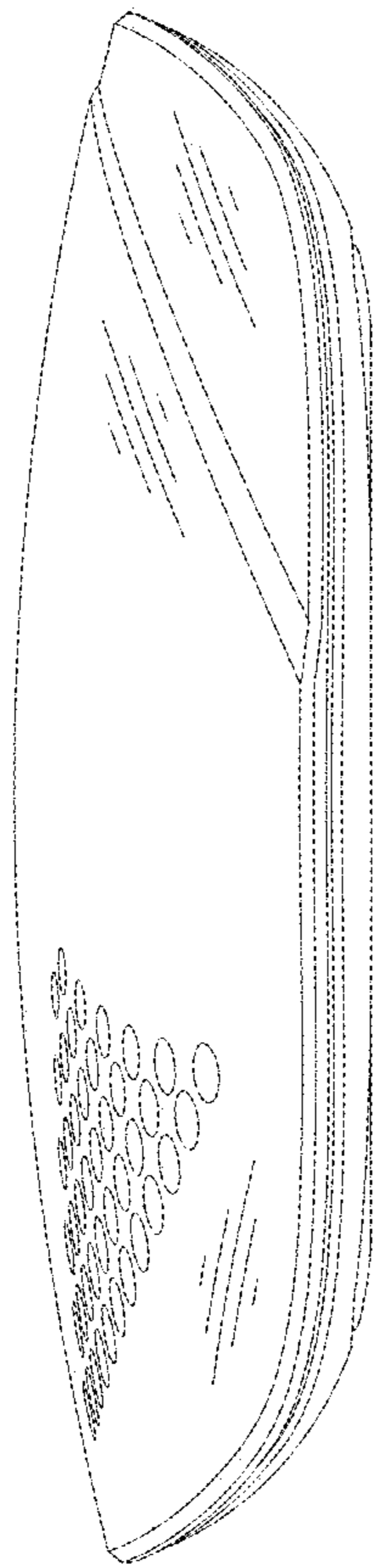


FIG. 4




FIG. 5

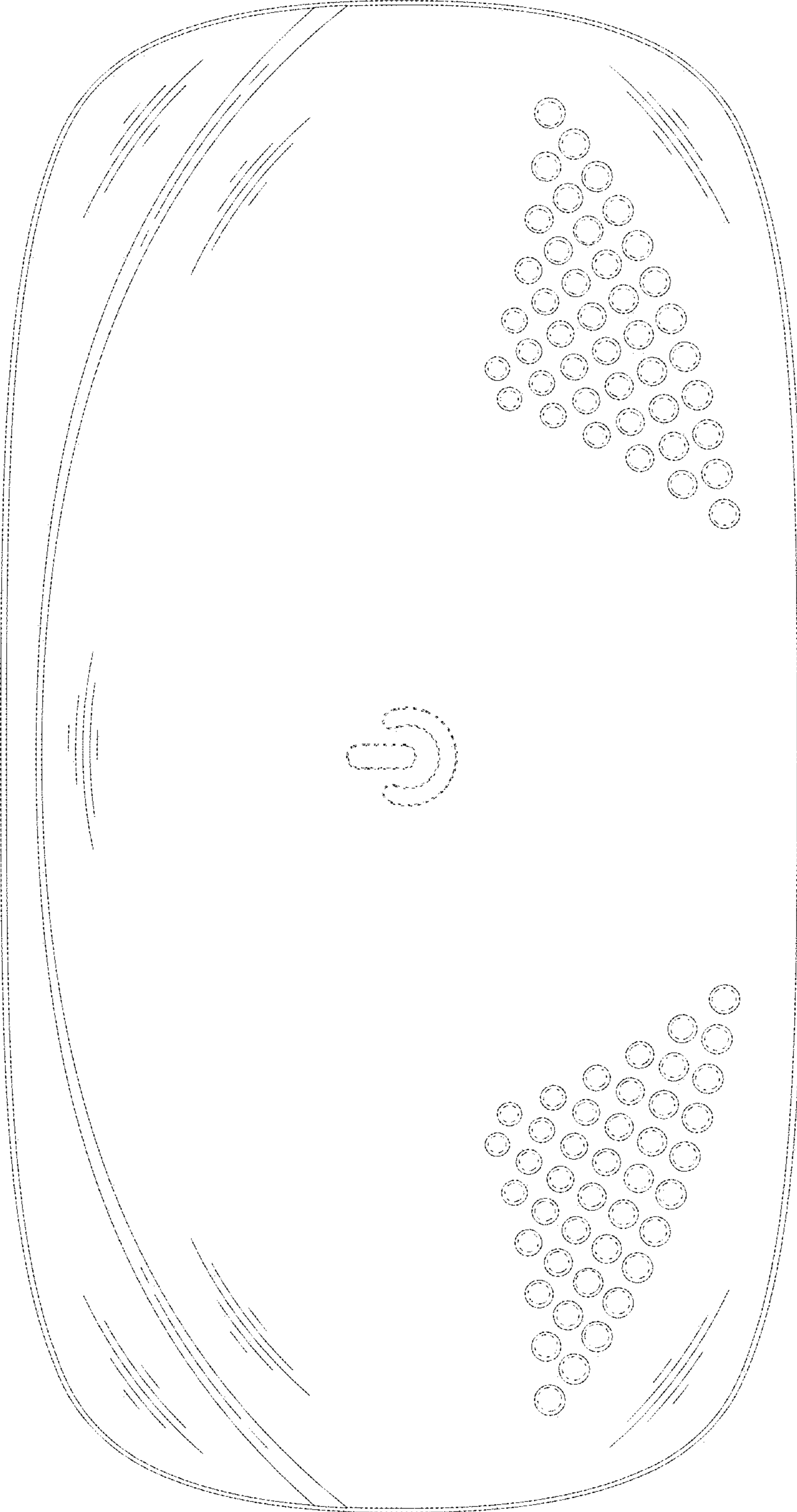


FIG. 6

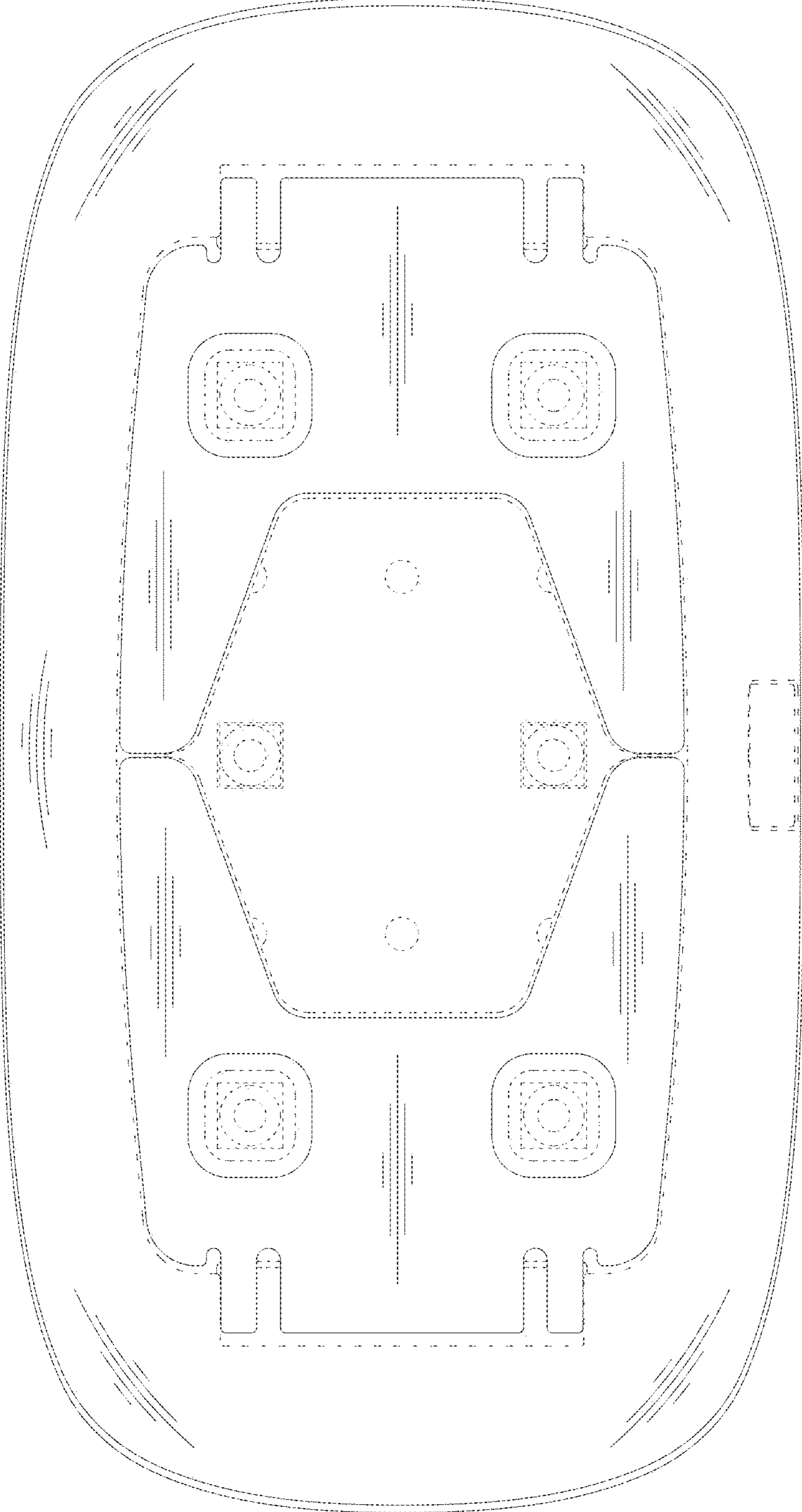


FIG. 7




FIG. 8