



US00D965218S

(12) **United States Design Patent**
Yang

(10) **Patent No.:** **US D965,218 S**

(45) **Date of Patent:** **** Sep. 27, 2022**

- (54) **HAIR CLIP**
- (71) Applicant: **Jianming Yang**, Shenzhen (CN)
- (72) Inventor: **Jianming Yang**, Shenzhen (CN)
- (**) Term: **15 Years**
- (21) Appl. No.: **29/790,621**
- (22) Filed: **Dec. 6, 2021**
- (51) **LOC (13) Cl.** **28-03**
- (52) **U.S. Cl.**
USPC **D28/40**
- (58) **Field of Classification Search**
USPC D28/39, 40, 42, 43
CPC . A45D 8/00; A45D 8/002; A45D 8/14; A45D
8/16; A45D 8/18; A45D 8/20; A45D
8/22; A45D 8/24; A45D 8/30
See application file for complete search history.

(56) **References Cited**

U.S. PATENT DOCUMENTS

- 3,998,233 A * 12/1976 Dorr A45D 8/24
132/279
- 5,775,343 A * 7/1998 Zarn A45D 8/12
132/133

- 6,484,728 B1 * 11/2002 Chang A45D 8/30
132/133
- D473,015 S 4/2003 Shyu
- D473,342 S 4/2003 Shyu
- D715,997 S * 10/2014 Lash A45D 8/24
D28/40
- 2018/0319056 A1* 11/2018 Kumuk A45D 24/02

* cited by examiner

Primary Examiner — Zenia I Bennett

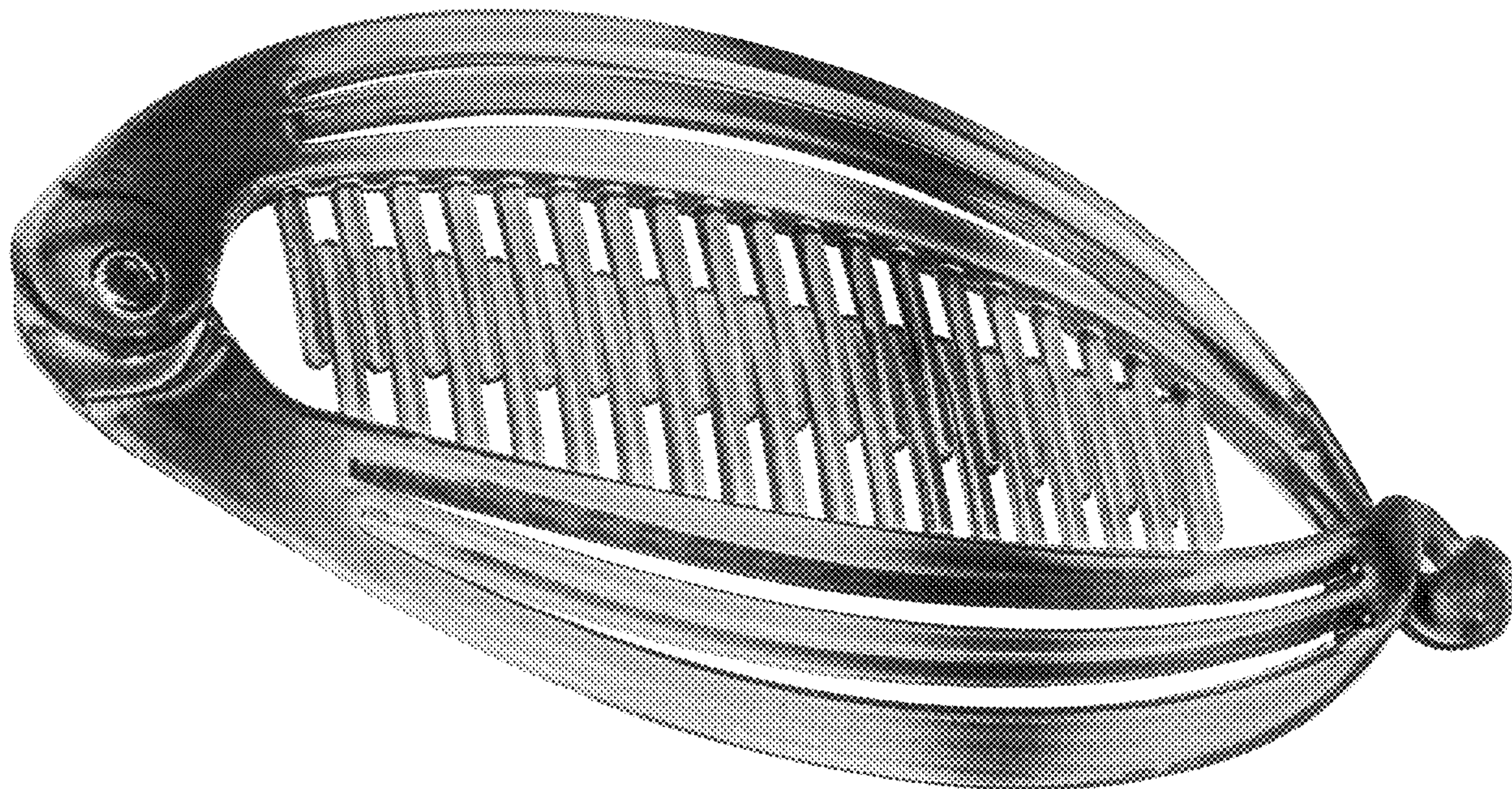
(57) **CLAIM**

The ornamental design for a hair clip, as shown and described.

DESCRIPTION

FIG. 1 is a perspective view of a hair clip showing my new design;
 FIG. 2 is another perspective view thereof;
 FIG. 3 is a front elevational view thereof;
 FIG. 4 is a rear elevational view thereof;
 FIG. 5 is a left side elevational view thereof;
 FIG. 6 is a right side elevational view thereof;
 FIG. 7 is a top plan view thereof;
 FIG. 8 is a bottom plan view thereof; and,
 FIG. 9 is a perspective view of the hair clip where the hair clip is in an open state.

1 Claim, 9 Drawing Sheets






FIG. 1




FIG. 2




FIG. 3




FIG. 4




FIG. 5



FIG. 6




FIG. 7




FIG. 8



FIG. 9