



US00D965213S

(12) **United States Design Patent** (10) **Patent No.:** **US D965,213 S**  
**Zhang** (45) **Date of Patent:** **\*\* Sep. 27, 2022**

- (54) **HOOKAH**
- (71) Applicant: **Hua Zhang**, Taiyuan (CN)
- (72) Inventor: **Hua Zhang**, Taiyuan (CN)
- (\*\*) Term: **15 Years**
- (21) Appl. No.: **29/806,541**
- (22) Filed: **Sep. 3, 2021**
- (51) **LOC (13) Cl.** ..... **27-02**
- (52) **U.S. Cl.**  
USPC ..... **D27/162**
- (58) **Field of Classification Search**  
USPC ..... D27/162, 100, 103, 163–165, 167, 168,  
D27/169, 172, 180, 183, 194; D23/360;  
D11/152, 154, 157, 143, 148; D9/648,  
D9/524, 526, 600  
CPC ..... A24F 1/30; A24F 1/02; A24F 1/00; A24F  
47/008; A24F 47/002; A61M 15/00  
See application file for complete search history.

(56) **References Cited**

**U.S. PATENT DOCUMENTS**

D250,546 S	*	12/1978	Pick	.....	D24/115
D368,325 S	*	3/1996	Heine	.....	D27/162
D539,978 S	*	4/2007	Kassir	.....	D27/162
D700,468 S	*	3/2014	Chiorazzi	.....	D11/146
D772,073 S	*	11/2016	Kerr	.....	D9/686
D782,001 S	*	3/2017	Birch	.....	D9/600
D806,944 S		1/2018	Elamrani		
D832,502 S		10/2018	Durand		

D846,187 S	*	4/2019	Hoch	.....	D27/162
D875,301 S		2/2020	Elhalwani		
D877,974 S	*	3/2020	Tucci	.....	D27/162
D899,675 S		10/2020	Masri		
D901,978 S	*	11/2020	Hoskins	.....	D7/532
D907,845 S	*	1/2021	Collins	.....	D27/162
D909,665 S	*	2/2021	Volodarsky	.....	D27/162
D935,686 S	*	11/2021	Liang	.....	D27/162
D949,466 S	*	4/2022	Liu	.....	D27/162
D949,467 S	*	4/2022	Liu	.....	D27/162
11,375,752 B1	*	7/2022	Bajpai	.....	A24F 40/46
2017/0055579 A1	*	3/2017	Kuna	.....	A24F 1/00
2019/0098989 A1	*	4/2019	Hoskins	.....	B65D 81/3876

\* cited by examiner

*Primary Examiner* — Rebecca Tsehaye

(74) *Attorney, Agent, or Firm* — Xuan Zhang

(57) **CLAIM**

The ornamental design for a hookah, as shown and described.

**DESCRIPTION**

FIG. 1 is a perspective view of a hookah showing my new design;

FIG. 2 is a front view thereof;

FIG. 3 is a rear view thereof;

FIG. 4 is a left view thereof;

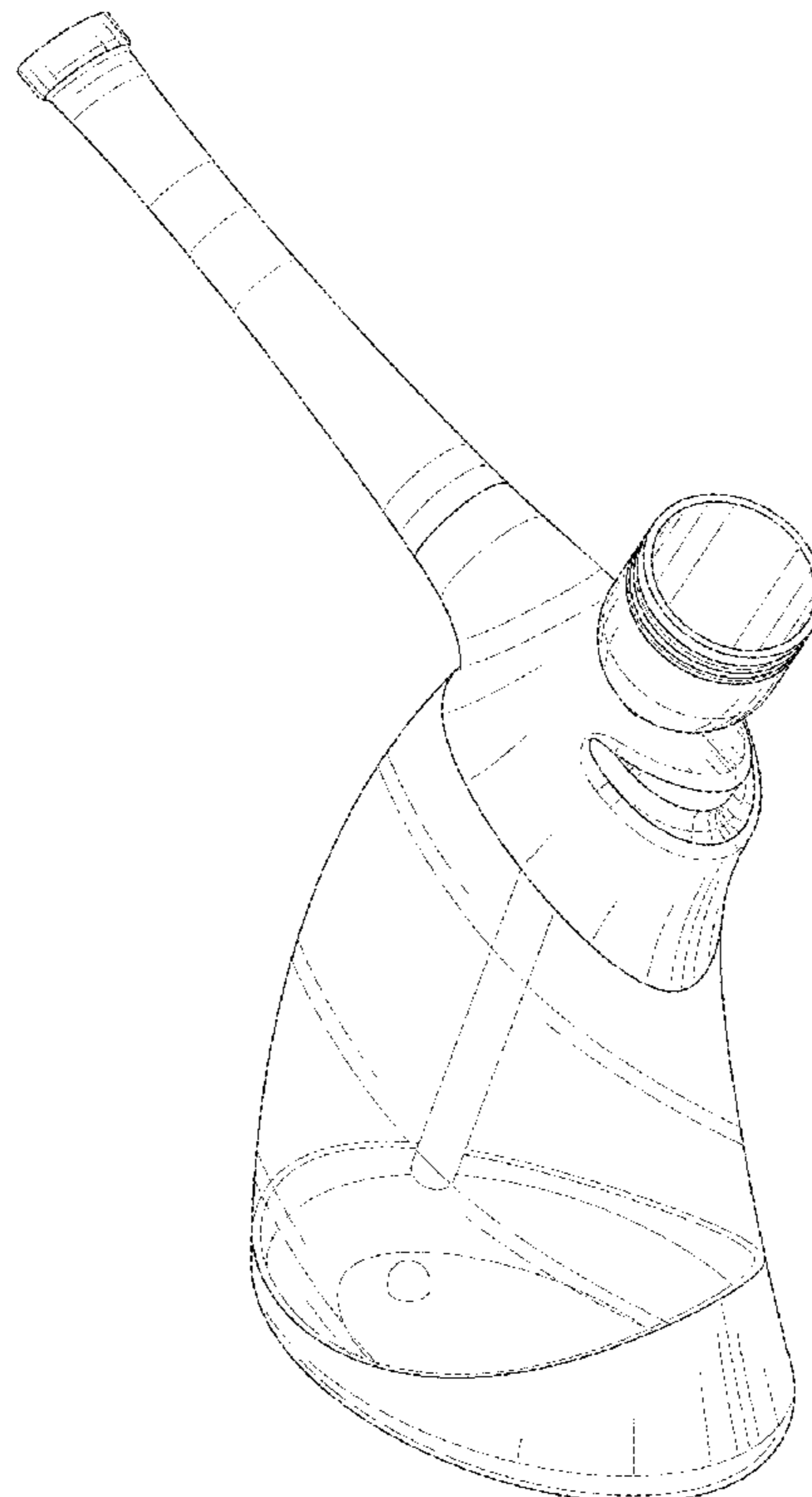
FIG. 5 is a right view thereof;

FIG. 6 is a top view thereof; and,

FIG. 7 is a bottom view thereof.

The broken lines in the drawings depict portions of the hookah that form no part of the claimed design.

**1 Claim, 7 Drawing Sheets**



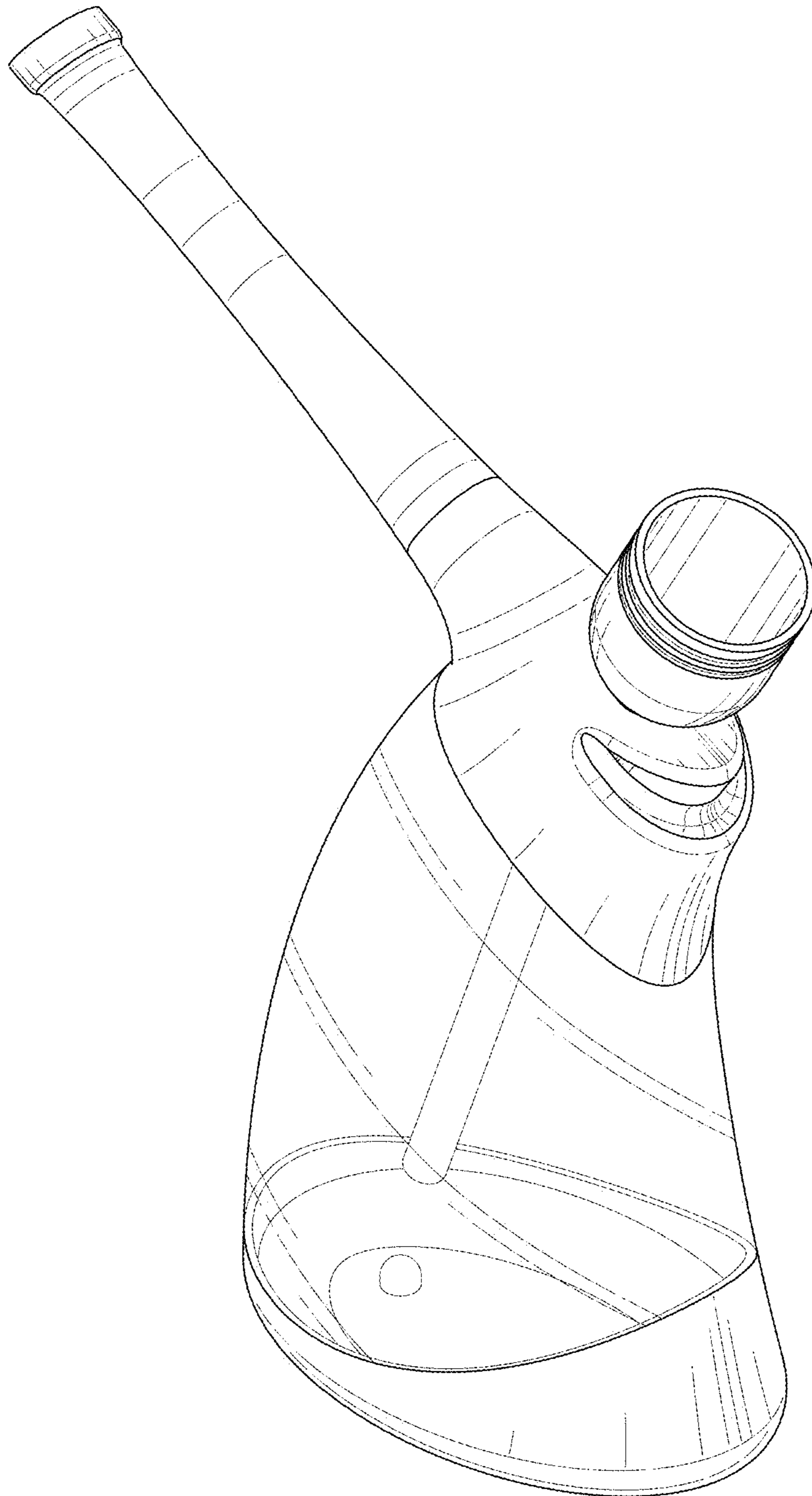


FIG. 1

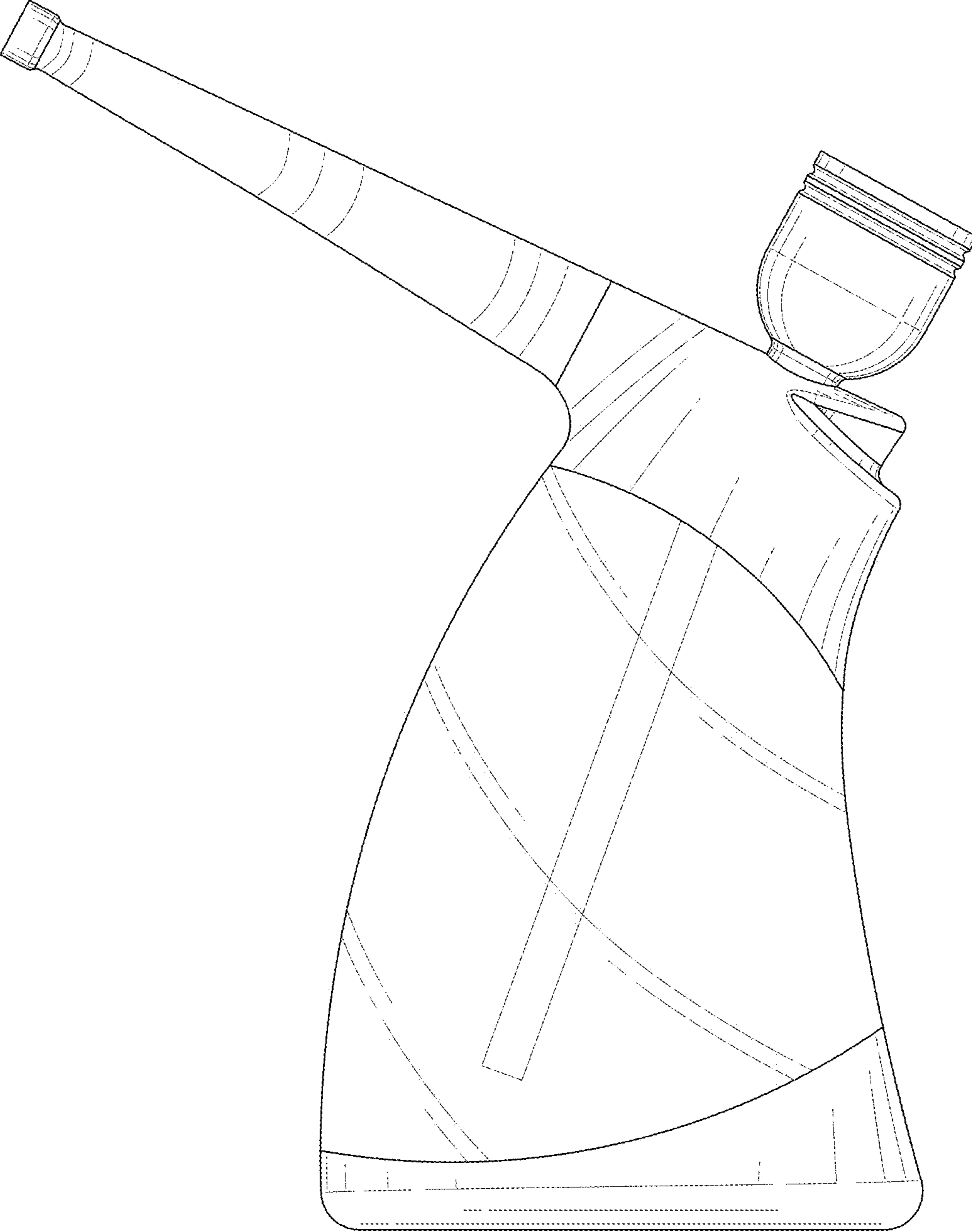


FIG. 2



FIG. 3

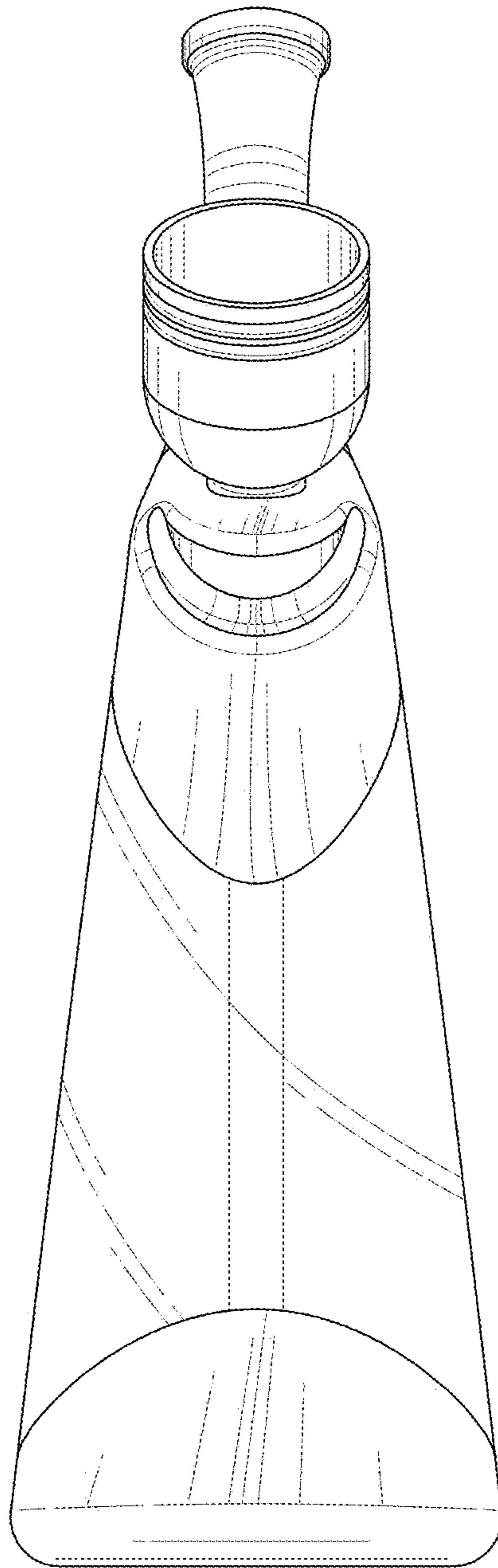


FIG. 4

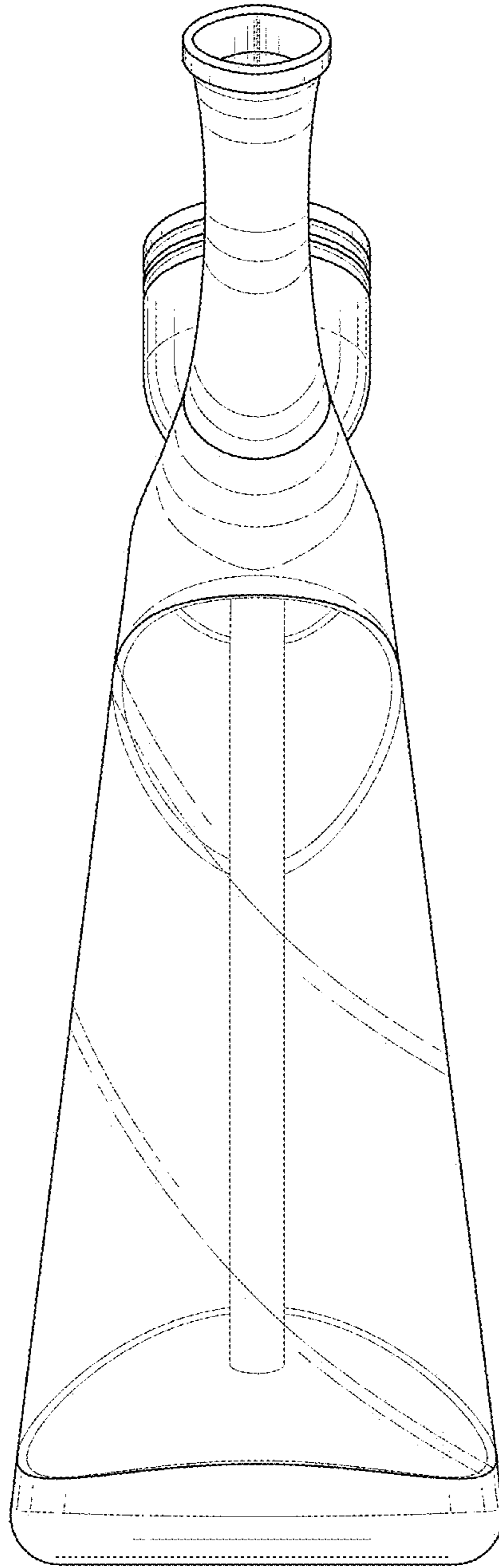


FIG. 5

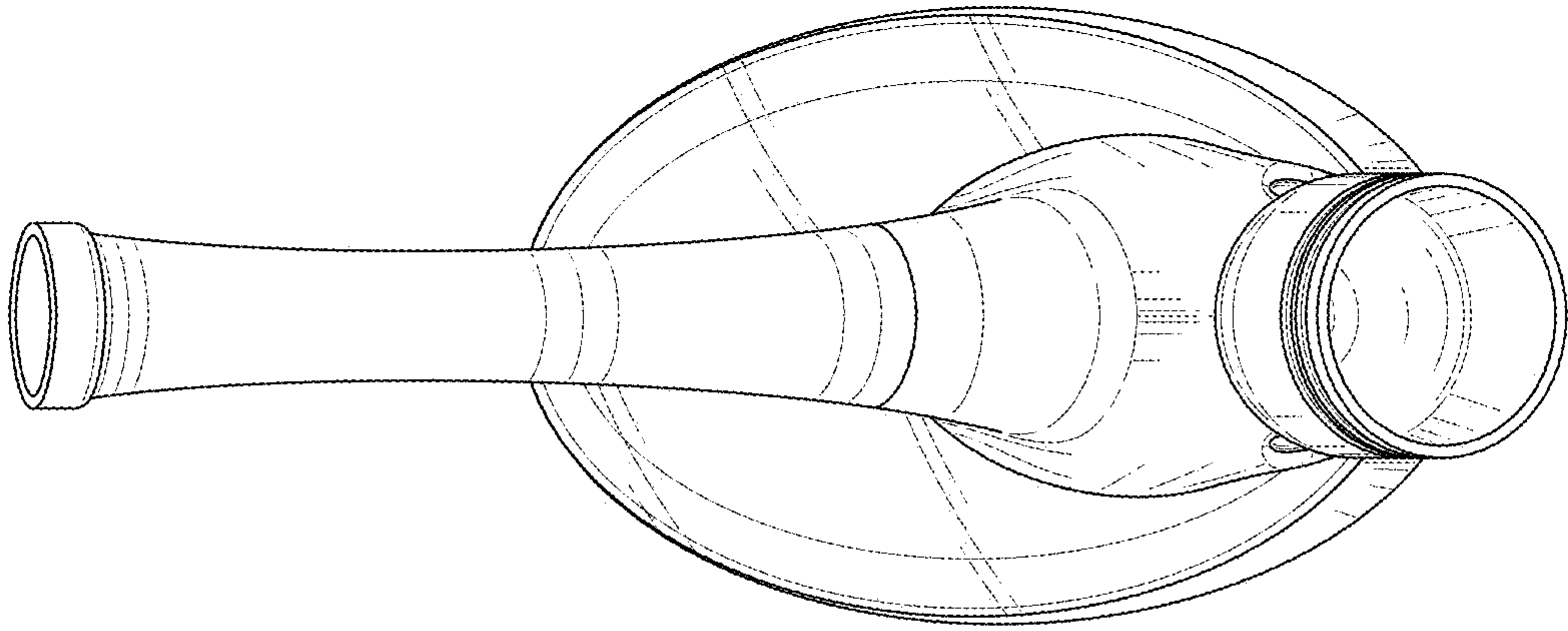


FIG. 6

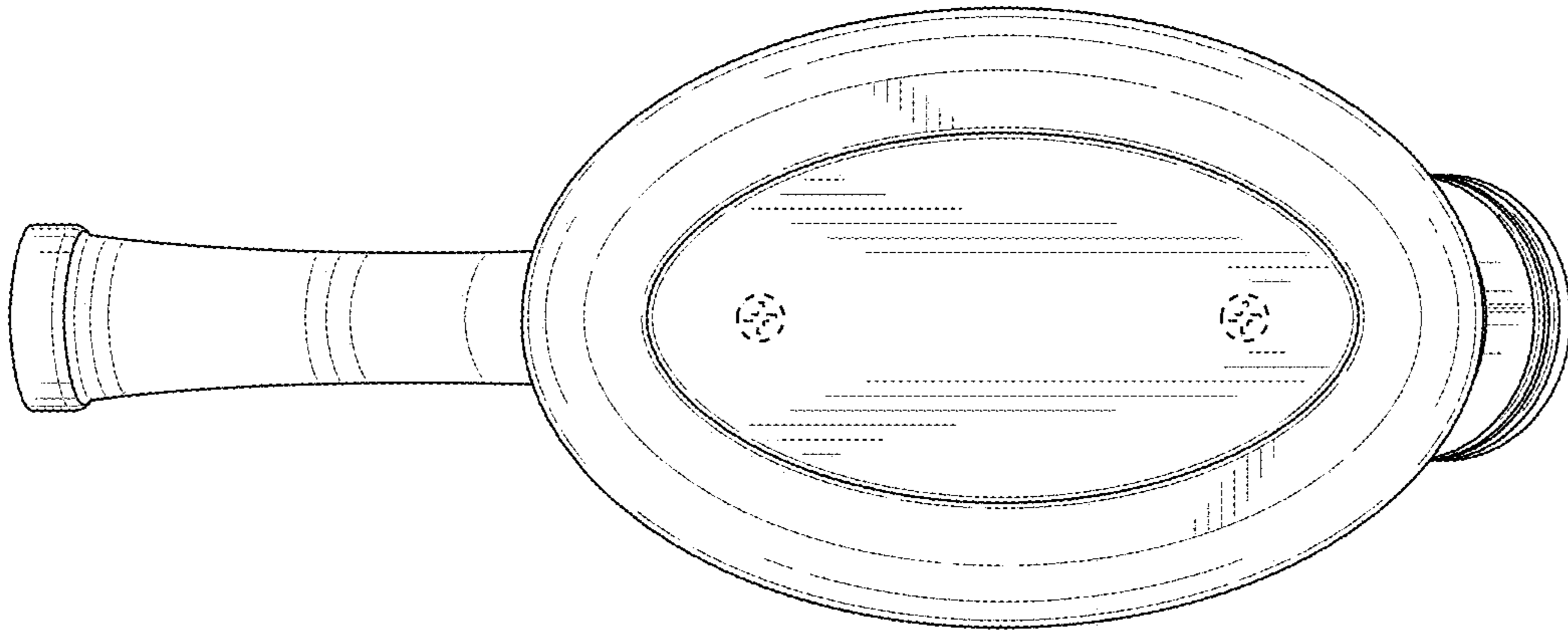


FIG. 7