



US00D965197S

(12) **United States Design Patent** (10) **Patent No.:** **US D965,197 S**  
**Huyghe** (45) **Date of Patent:** **\*\* Sep. 27, 2022**

(54) **LIGHTING FIXTURE**  
(71) Applicant: **SIGNIFY HOLDING B.V.**, Eindhoven (NL)

D829,359 S \* 9/2018 Zhang ..... D26/85  
D834,235 S \* 11/2018 Gambrel ..... D26/89  
D917,759 S \* 4/2021 Zhou ..... D26/72  
D923,233 S \* 6/2021 Liu ..... D26/85

(72) Inventor: **Jeffrey Huyghe**, Heule (BE)  
(73) Assignee: **SIGNIFY HOLDING B.V.**, Eindhoven (NL)

**OTHER PUBLICATIONS**

Geometric Flush Mount Ceiling Fixture, SKU: 22696 available from litfad.com, visited Nov. 16, 2021. (Year: 2021).\*  
DENT wall mount luminaire from modular lighting instruments, PDFs dated Sep. 2019. (Year: 2019).\*  
YanCui Wall Mount Lights, ASIN: B01LXP7SJ9 available from amazon.com Sep. 30, 2016. (Year: 2016).\*  
Sonneman Inside Out Prism LED Sconce, ASIN:B01H11C9IS available from amazon.com May 3, 2016. (Year: 2016).\*

(\*\*) Term: **15 Years**  
(21) Appl. No.: **29/702,492**  
(22) Filed: **Aug. 20, 2019**

\* cited by examiner

(30) **Foreign Application Priority Data**  
Feb. 21, 2019 (EM) ..... 006264099-0001

*Primary Examiner* — Clare E Heflin  
(74) *Attorney, Agent, or Firm* — Daniel J. Piotrowski

(51) **LOC (13) Cl.** ..... **26-03**  
(52) **U.S. Cl.**  
USPC ..... **D26/85**  
(58) **Field of Classification Search**  
USPC ..... D26/72, 76, 78, 80, 85, 89  
CPC .... F21S 8/03; F21S 8/031; F21S 8/033; F21S 8/038; F21S 8/04; F21S 8/046  
See application file for complete search history.

(57) **CLAIM**

The ornamental design for a “lighting fixture,” as shown and described.

(56) **References Cited**


**DESCRIPTION**

**U.S. PATENT DOCUMENTS**

D136,382 S \* 9/1943 Guth ..... D26/138  
D168,812 S \* 2/1953 Ulrick ..... D26/67  
D186,855 S \* 12/1959 Guth, Jr. .... D26/76  
D189,054 S \* 10/1960 Jaffe, Jr. .... D26/85  
D394,518 S \* 5/1998 Burrow ..... 26/76  
D500,878 S \* 1/2005 Lewis ..... D26/76  
D565,229 S \* 3/2008 Haugaard ..... D26/72  
D738,563 S \* 9/2015 Martins ..... D26/118

FIG. 1 is a perspective view of the lighting fixture showing my design;  
FIG. 2 is a side elevation view thereof;  
FIG. 3 is an opposite side elevation view thereof;  
FIG. 4 is a top plan view thereof;  
FIG. 5 is a bottom plan view thereof;  
FIG. 6 is a front elevation view thereof; and,  
FIG. 7 is a rear elevation view thereof.

**1 Claim, 4 Drawing Sheets**



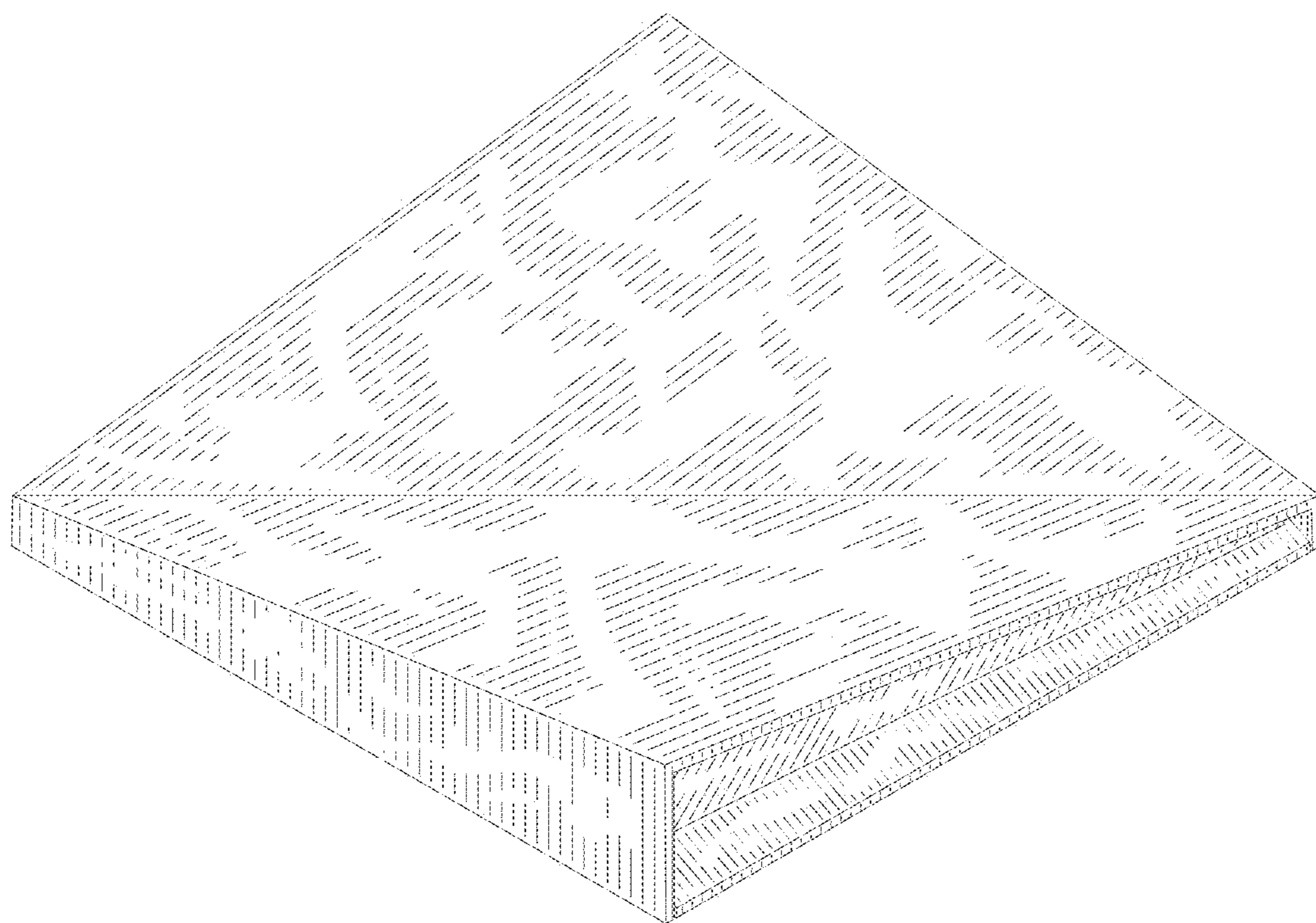


FIG. 1

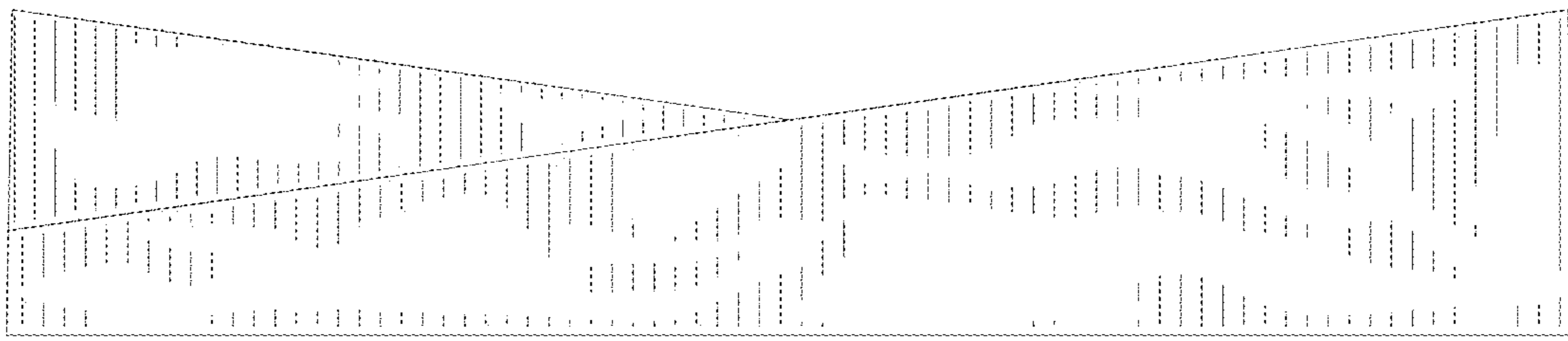


FIG. 2

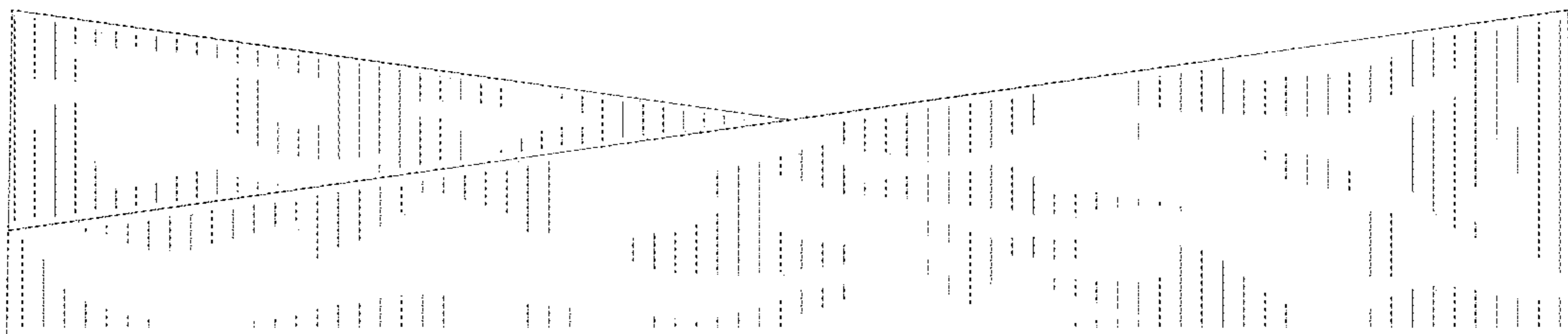


FIG. 3




FIG. 4

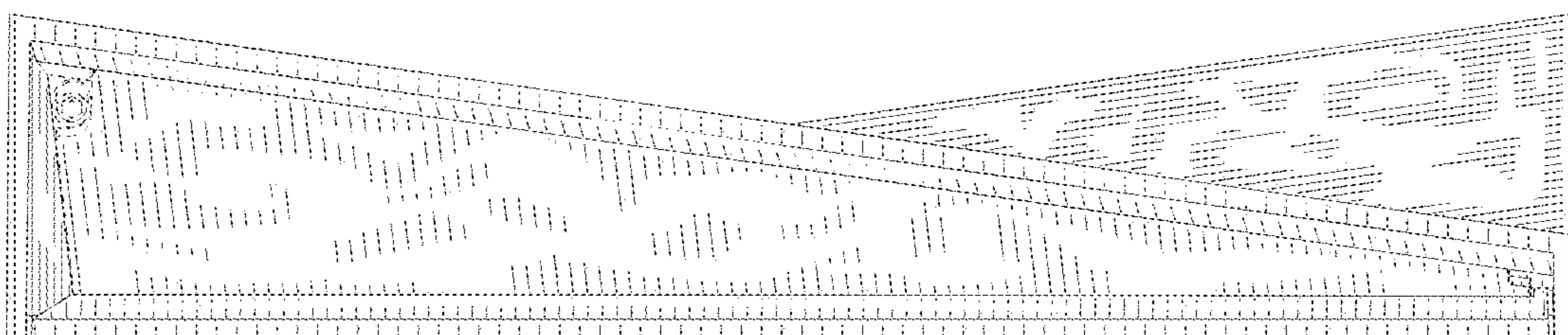


FIG. 5




FIG. 6




FIG. 7