



US00D965196S

(12) **United States Design Patent**
Johnson

(10) **Patent No.:** **US D965,196 S**

(45) **Date of Patent:** **** Sep. 27, 2022**

(54) **LIGHT**

(71) Applicant: **Perch Acquisition Co 36, LLC**,
Boston, MA (US)

(72) Inventor: **Brian P. Johnson**, Dallas, TX (US)

(73) Assignee: **Perch Acquisition Co 36, LLC**,
Boston, MA (US)

(**) Term: **15 Years**

(21) Appl. No.: **29/768,328**

(22) Filed: **Jan. 28, 2021**

(51) **LOC (13) Cl.** **26-04**

(52) **U.S. Cl.**
USPC **D26/76**

(58) **Field of Classification Search**
USPC D26/24, 72, 74, 76, 78, 51, 118, 120, 89;
362/223, 217.01

(Continued)

(56) **References Cited**

U.S. PATENT DOCUMENTS

D393,734 S * 4/1998 Casteel D26/76
D434,167 S * 11/2000 Foster D26/76

(Continued)

FOREIGN PATENT DOCUMENTS

CN 303429729 * 11/2015
CN 306060786 * 9/2020

OTHER PUBLICATIONS

Enbrighten Premium LED White Under Cabinet Light, Linkable, available in homedepot.com, announced Year 2017 [online], [site visited Jul. 6, 2022], Internet URL: <https://tinyurl.com/2p9658y5> (Year: 2017).*

Primary Examiner — Brett Miller

Assistant Examiner — Jasmine L. Comedy

(74) *Attorney, Agent, or Firm* — Wolf, Greenfield & Sacks, P.C.

(57) **CLAIM**

The ornamental design for a light, as shown and described.

DESCRIPTION

FIG. 1 is a perspective view of the light showing my design in a first configuration, as viewed from the bottom.

FIG. 2 is a bottom plan view of the light showing my design in a first configuration.

FIG. 3 is a top plan view of the light showing my design in a first configuration.

FIG. 4 is a first end profile view of the light showing my design in a first configuration.

FIG. 5 is a second end profile view of the light showing my design in a first configuration.

FIG. 6 is a first side profile view of the light showing my design in a first configuration.

FIG. 7 is a second side profile view of the light showing my design in a first configuration.

FIG. 8 is a perspective view of the light showing my design in a second configuration, as viewed from the bottom.

FIG. 9 is a bottom plan view of the light showing my design in a second configuration.

FIG. 10 is a top plan view of the light showing my design in a second configuration.

FIG. 11 is a first end profile view of the light showing my design in a second configuration.

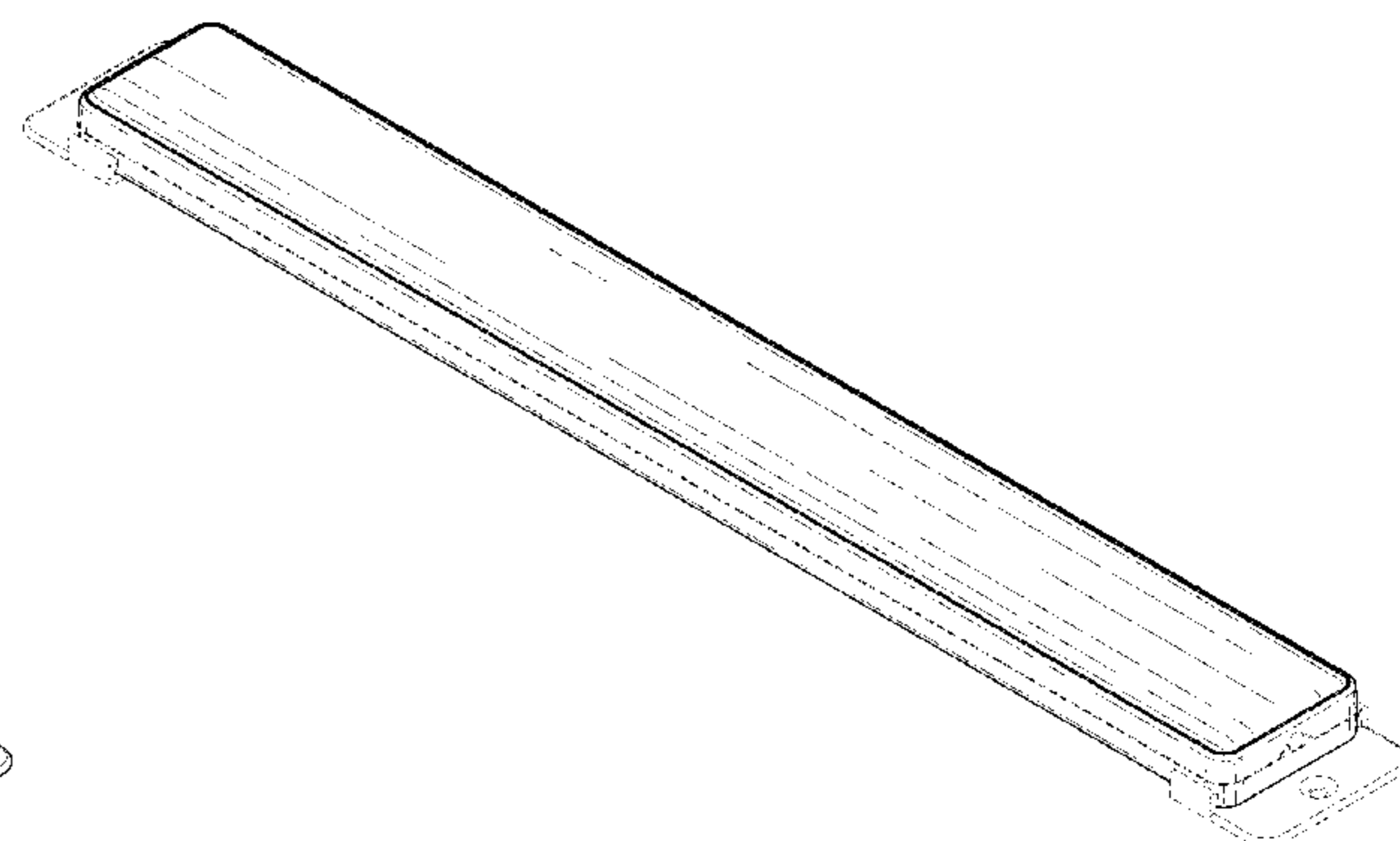
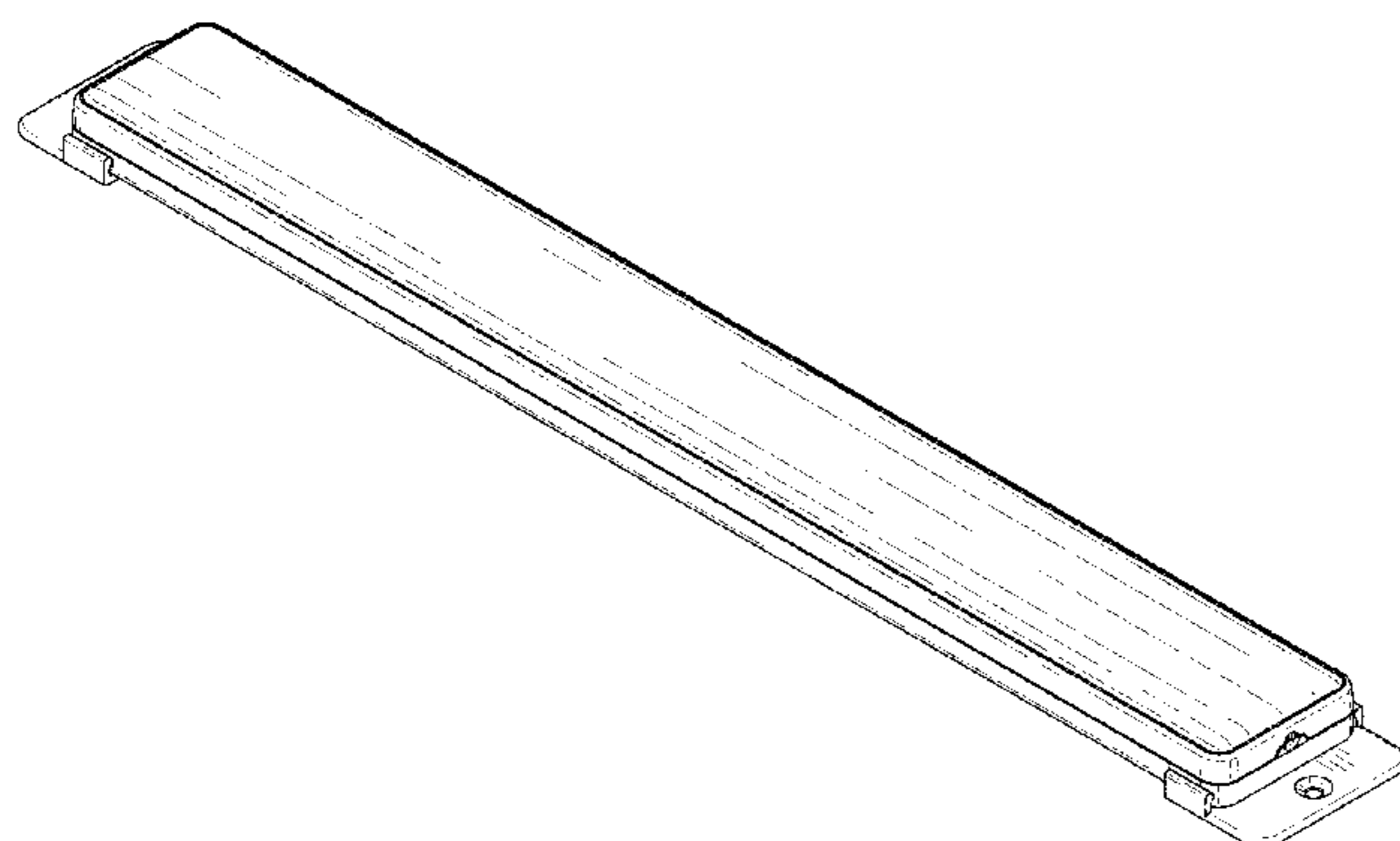
FIG. 12 is a second end profile view of the light showing my design in a second configuration.

FIG. 13 is a first side profile view of the light showing my design in a second configuration; and,

FIG. 14 is a second side profile view of the light showing my design in a second configuration.

The details shown in broken lines illustrate features that form no part of the claimed design.

1 Claim, 6 Drawing Sheets



(58) **Field of Classification Search**

CPC F21Y 2103/00; F21S 8/04; F21S 8/033;
F21S 8/03; H05B 47/165; F21V 15/01

See application file for complete search history.

(56) **References Cited**

U.S. PATENT DOCUMENTS

D491,687	S	*	6/2004	Thornton, Jr.	D26/76
D496,123	S	*	9/2004	Blackman	D26/76
D497,217	S	*	10/2004	Thornton, Jr.	D26/76
D608,929	S	*	1/2010	Castelli	D26/76
D608,932	S	*	1/2010	Castelli	D26/76
D608,933	S	*	1/2010	Castelli	D26/76
D636,108	S	*	4/2011	Nguyen	D26/89
D663,882	S	*	7/2012	Muraishi	D26/76
D670,850	S	*	11/2012	Helenowski	D26/76
D675,365	S	*	1/2013	Beghelli	D26/78
D685,122	S	*	6/2013	Kim	D26/74
D690,844	S	*	10/2013	Wang	D26/51
D707,880	S	*	6/2014	Magnusson	D26/120
D759,874	S	*	6/2016	Boyer	D26/76
D771,858	S	*	11/2016	Wu	D26/76
D791,383	S	*	7/2017	Yu	D26/76
D791,999	S	*	7/2017	Hargreaves	D26/76
D797,349	S	*	9/2017	Rashidi Doust	D26/118
D825,792	S	*	8/2018	Johnson	D26/24
D858,852	S	*	9/2019	Chen	D26/76
D869,048	S	*	12/2019	Chai	D26/76
D872,339	S	*	1/2020	Chen	D26/76
2014/0225505	A1	*	8/2014	Urban	H05B 47/165 315/112
2018/0209621	A1	*	7/2018	Sperling	F21V 15/01

* cited by examiner

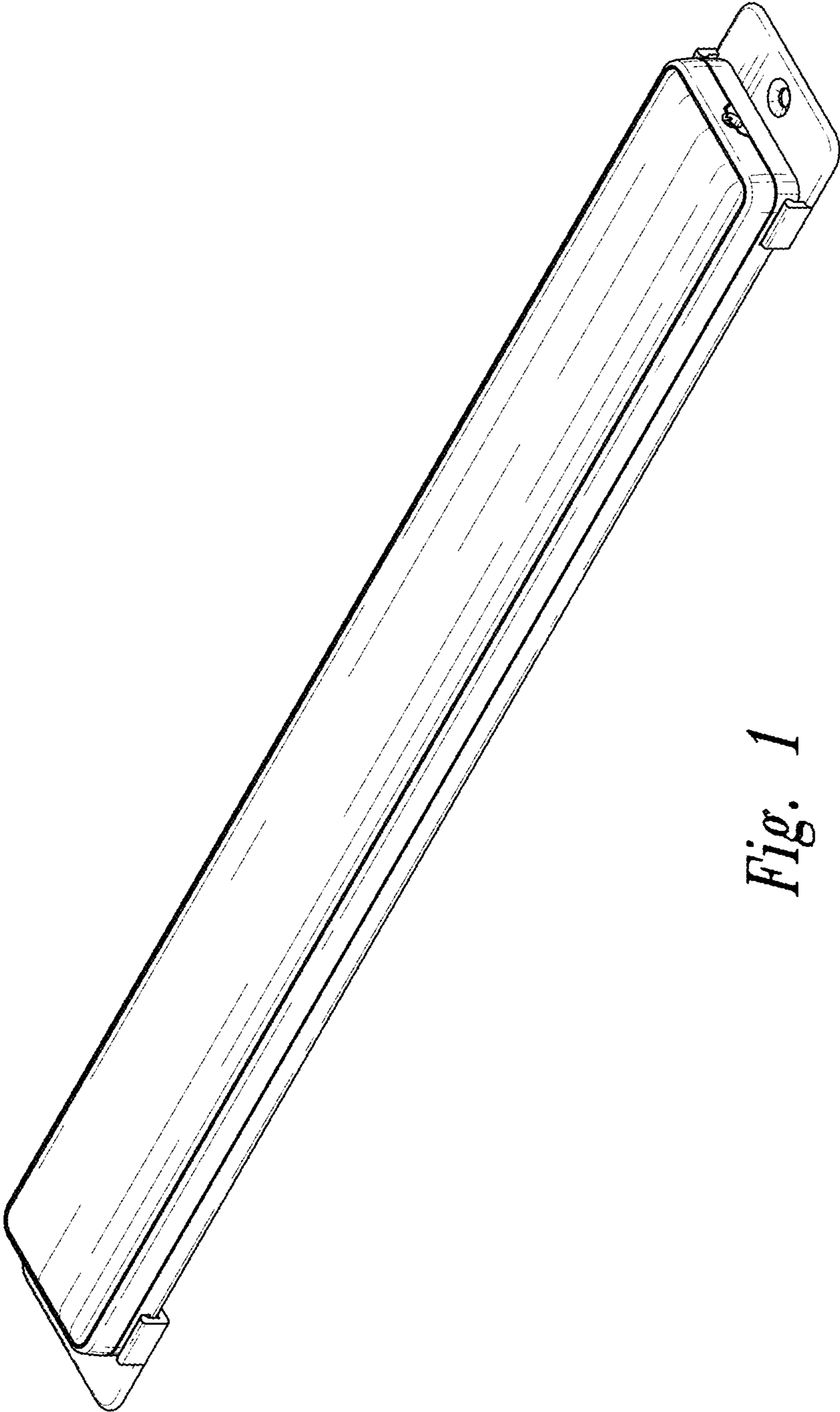


Fig. 1

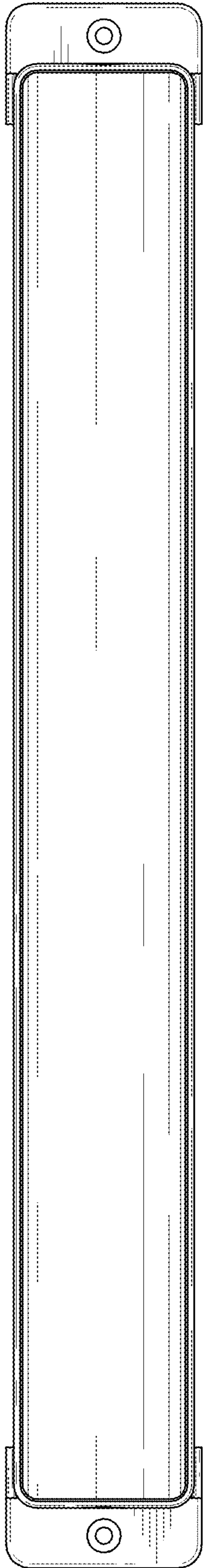


Fig. 2




Fig. 3

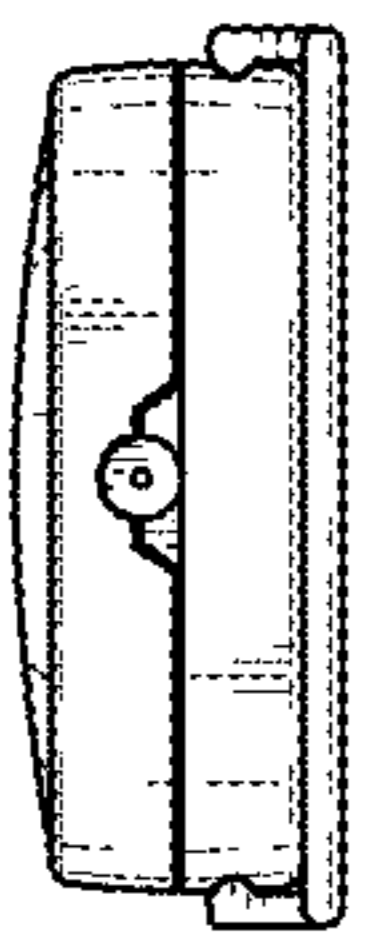


Fig. 4

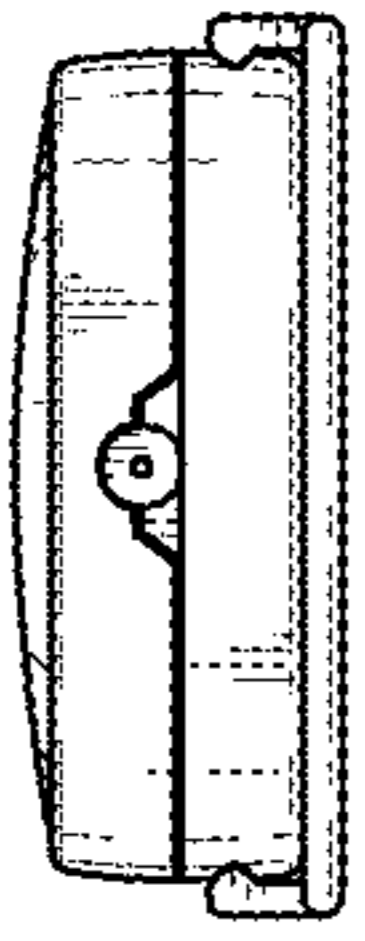


Fig. 5




Fig. 6

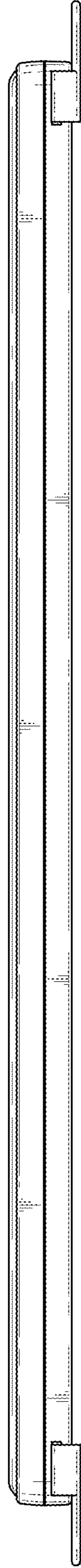


Fig. 7

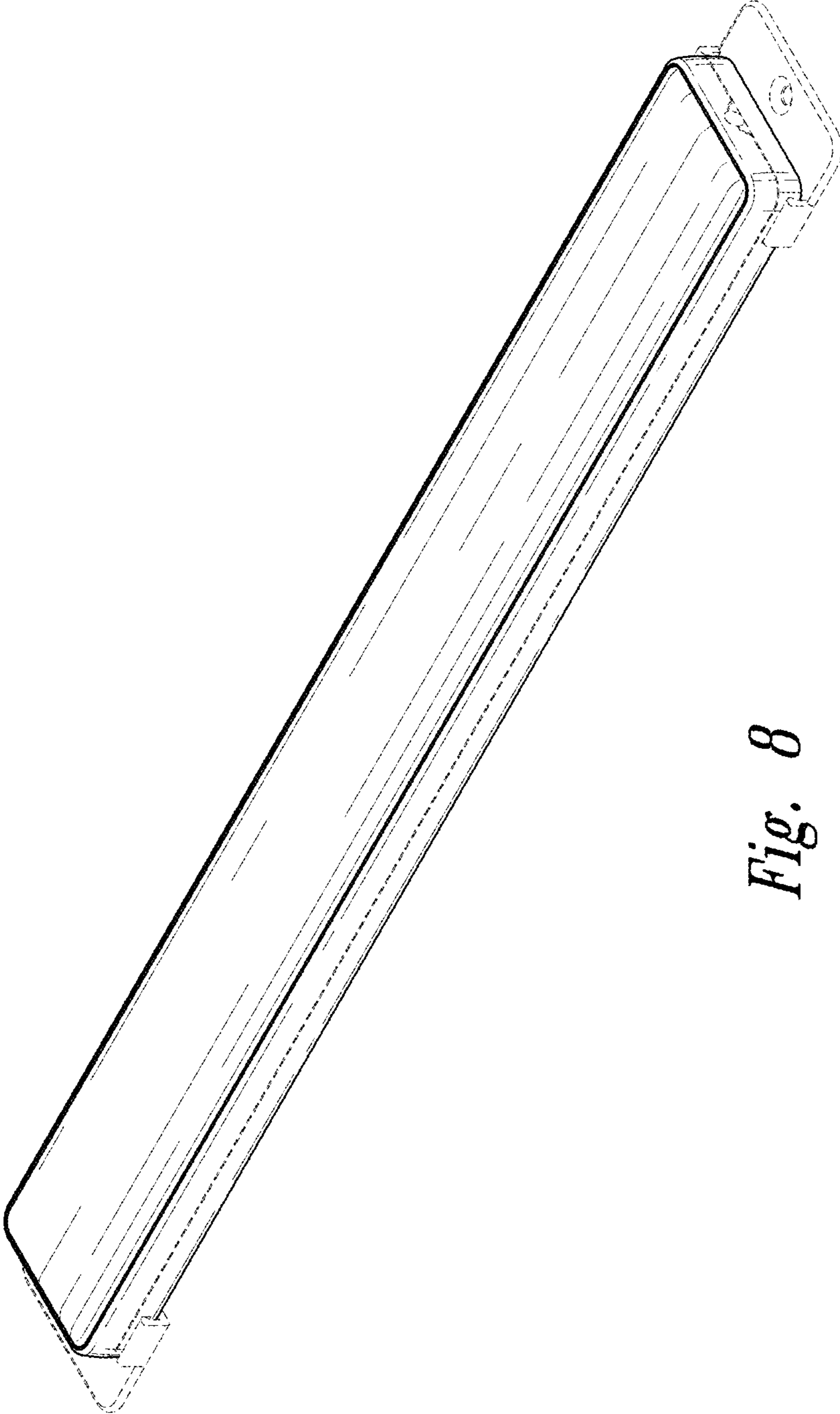


Fig. 8

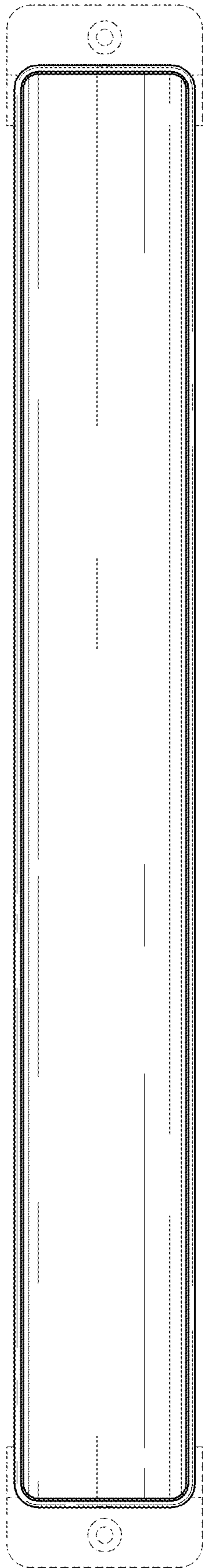


Fig. 9




Fig. 10



Fig. 11

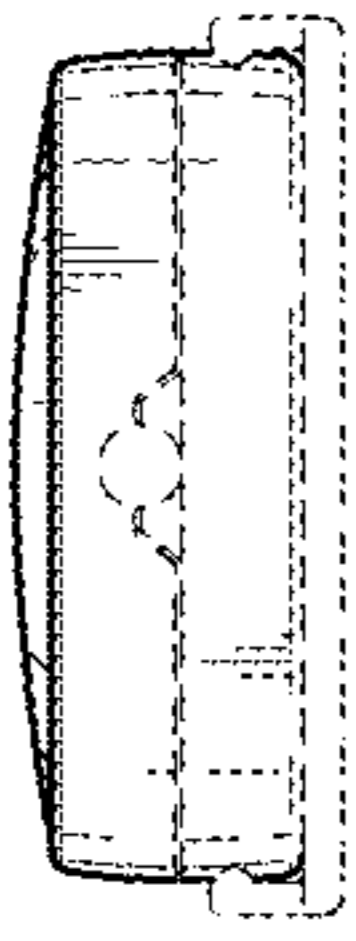


Fig. 12

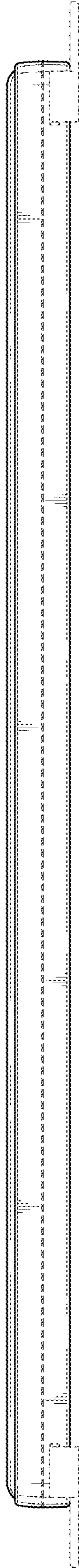


Fig. 13

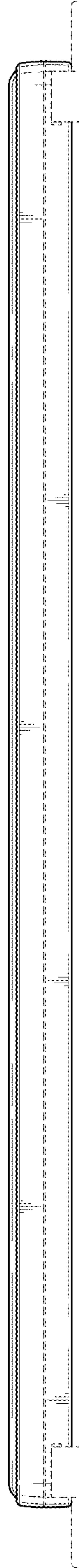


Fig. 14