

US00D965180S

(12) **United States Design Patent** (10) **Patent No.:** **US D965,180 S**
O'Callaghan et al. (45) **Date of Patent:** **** Sep. 27, 2022**

(54) **BUILDING**

(71) Applicant: **Apple Inc.**, Cupertino, CA (US)

(72) Inventors: **James O'Callaghan**, Winchester (GB); **Graham Coult**, Milford (GB); **Vladimir Marinov**, London (GB); **Peter Lenk**, Chatham (GB); **Stefan Behling**, London (GB); **David Summerfield**, London (GB); **David Nelson**, London (GB); **James McGrath**, Cupertino, CA (US); **Roger Ridsdill-Smith**, London (GB); **James Bishop**, London (GB); **Rafe Bertram**, London (GB); **Robert Bridger**, Woodside, CA (US); **Jonathan P. Siegel**, San Francisco, CA (US)

(73) Assignee: **Apple Inc.**, Cupertino, CA (US)

(**) Term: **15 Years**

(21) Appl. No.: **29/737,092**

(22) Filed: **Jun. 5, 2020**

Related U.S. Application Data

(63) Continuation of application No. 29/644,965, filed on Apr. 23, 2018, now Pat. No. Des. 887,580, which is a continuation of application No. 29/582,141, filed on Oct. 25, 2016, now Pat. No. Des. 816,866, which is a continuation of application No. 29/552,446, filed on Jan. 22, 2016, now Pat. No. Des. 770,640, which is a
(Continued)

(51) **LOC (13) Cl.** **25-03**

(52) **U.S. Cl.**
USPC **D25/33**

(58) **Field of Classification Search**
USPC D25/1, 2, 3, 4, 5, 6, 7, 8, 9, 10, 11, 12, D25/13, 14, 15, 16, 17, 18, 19, 20, 21, D25/22, 23, 24, 25, 26, 27, 28, 29, 30, D25/31, 32, 33, 34, 35, 55, 56, 57, 58, D25/59, 60, 61, 125, 126, 127, 128, 129, D25/130, 131, 132, 133, 134, 135

CPC ... E04B 2/96; E04B 9/32; E04H 1/125; E04H 1/12; E04H 1/1244; E04H 1/0006; E06B 1/325; E06B 1/38; F16M 1/00; A47F 9/00; A47F 10/00; A47F 11/00; F21V 13/02; F21V 5/04

See application file for complete search history.

(56) **References Cited**

U.S. PATENT DOCUMENTS

2,034,028 A 3/1936 Eliot
D122,150 S 8/1940 Spencer
(Continued)

Primary Examiner — Samantha Q Lawrence
(74) *Attorney, Agent, or Firm* — Sterne, Kessler, Goldstein & Fox P.L.L.C.

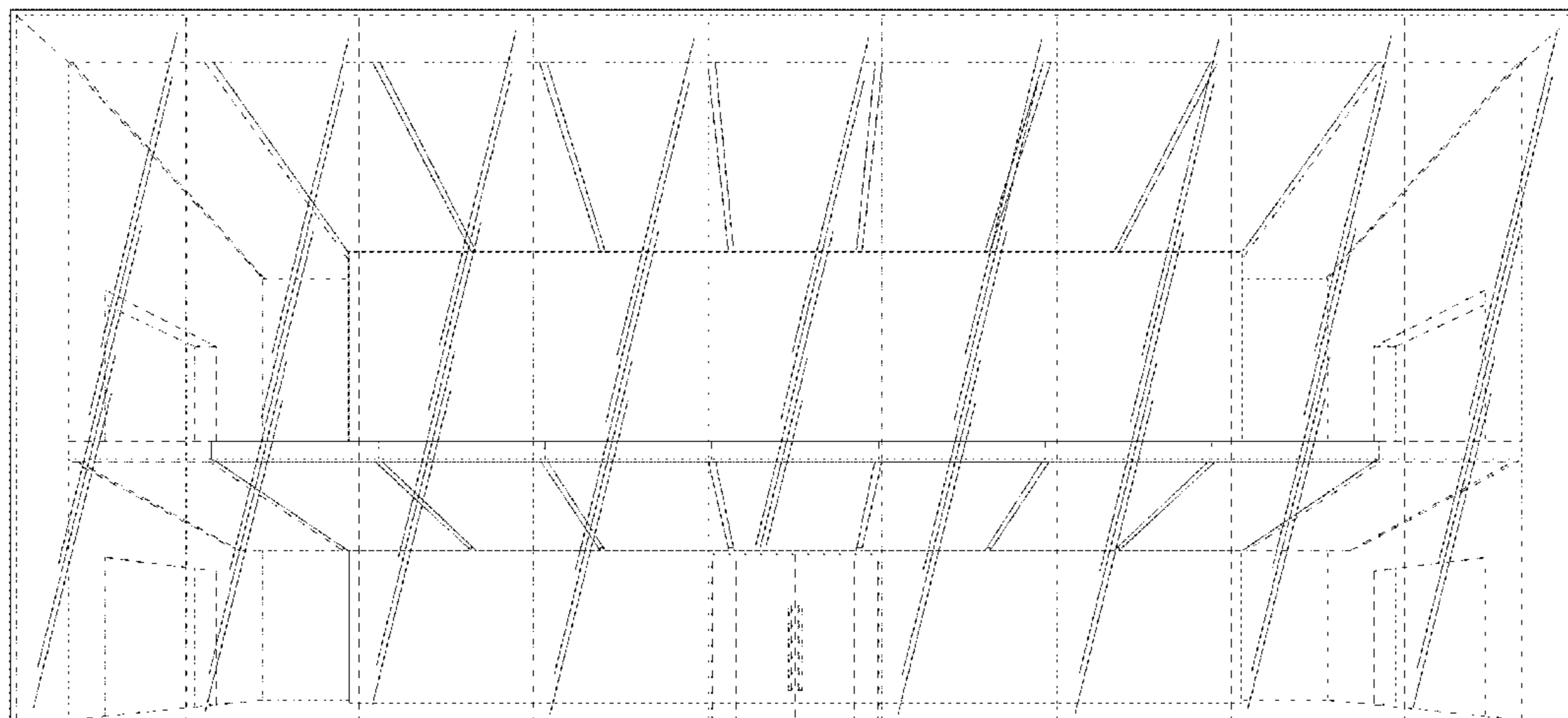
(57) **CLAIM**

The ornamental design for a building, as shown and described.

DESCRIPTION

FIG. 1 is a lower front perspective view of a building showing the claimed design;
FIG. 2 is an upper front perspective view thereof;
FIG. 3 is a rear view thereof;
FIG. 4 is a top view thereof;
FIG. 5 is a bottom view thereof;
FIG. 6 is a left side view thereof;
FIG. 7 is a right side view thereof; and,
FIG. 8 is a reference view showing the view of FIG. 1 without front glass panels of the building.
The broken lines in the Figures show portions of the building that form no part of the claimed design.
The dot-dash lines in the Figures show unclaimed boundaries that form no part of the claimed design.
The oblique shade lines in the Figures show transparency and not surface ornamentation.

1 Claim, 8 Drawing Sheets



Related U.S. Application Data

continuation of application No. 29/512,491, filed on Dec. 19, 2014, now Pat. No. Des. 750,274, which is a continuation of application No. 29/481,231, filed on Feb. 3, 2014, now Pat. No. Des. 720,082.

(56) **References Cited**

U.S. PATENT DOCUMENTS

3,256,651	A	6/1966	Kallman	
3,514,910	A	6/1970	Comm	
4,055,923	A	11/1977	Biebuyck	
4,918,882	A	4/1990	Funk	
D311,775	S	10/1990	Brown	
D584,829	S	1/2009	Herbots	
D648,864	S	11/2011	Backus et al.	
D659,853	S	5/2012	Backus et al.	
D674,915	S	1/2013	Svirsky	
8,689,932	B2	4/2014	Dupont	
D707,852	S	6/2014	Maringer	
D710,028	S	7/2014	Myles	
D710,029	S	7/2014	Myles	
D712,067	S	8/2014	Backus et al.	
D720,082	S	12/2014	O'Callaghan et al.	
D732,696	S	6/2015	Lund	
D739,556	S	9/2015	Yoder	
D750,274	S	2/2016	O'Callaghan et al.	
D770,640	S	11/2016	O'Callaghan et al.	
D816,866	S *	5/2018	O'Callaghan	D25/33
D871,612	S	12/2019	Siegel et al.	
D887,580	S *	6/2020	O'Callaghan	D25/33
2003/0029101	A1	2/2003	Lyons	
2011/0179722	A1	7/2011	Schulz	
2012/0096777	A1	4/2012	Backus et al.	

* cited by examiner

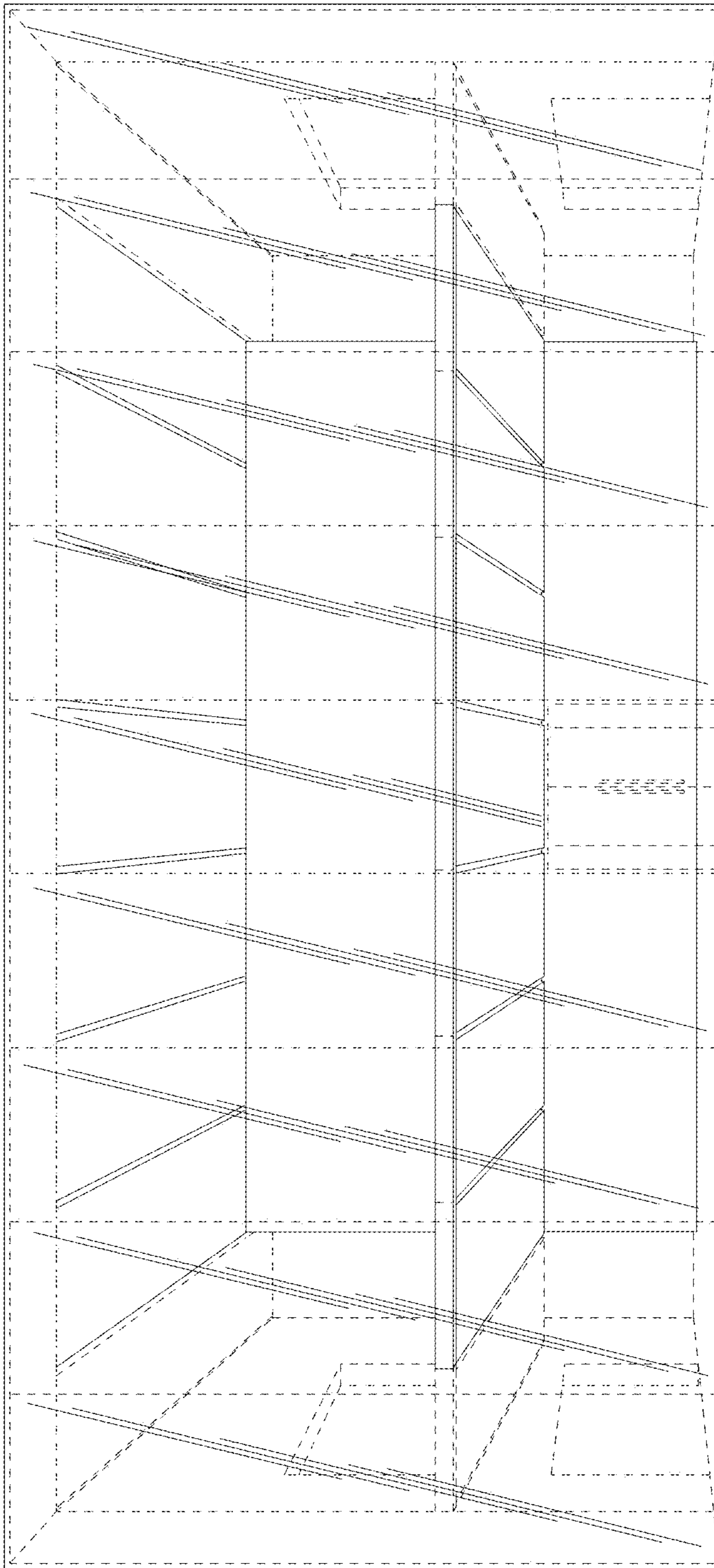


FIG. 1

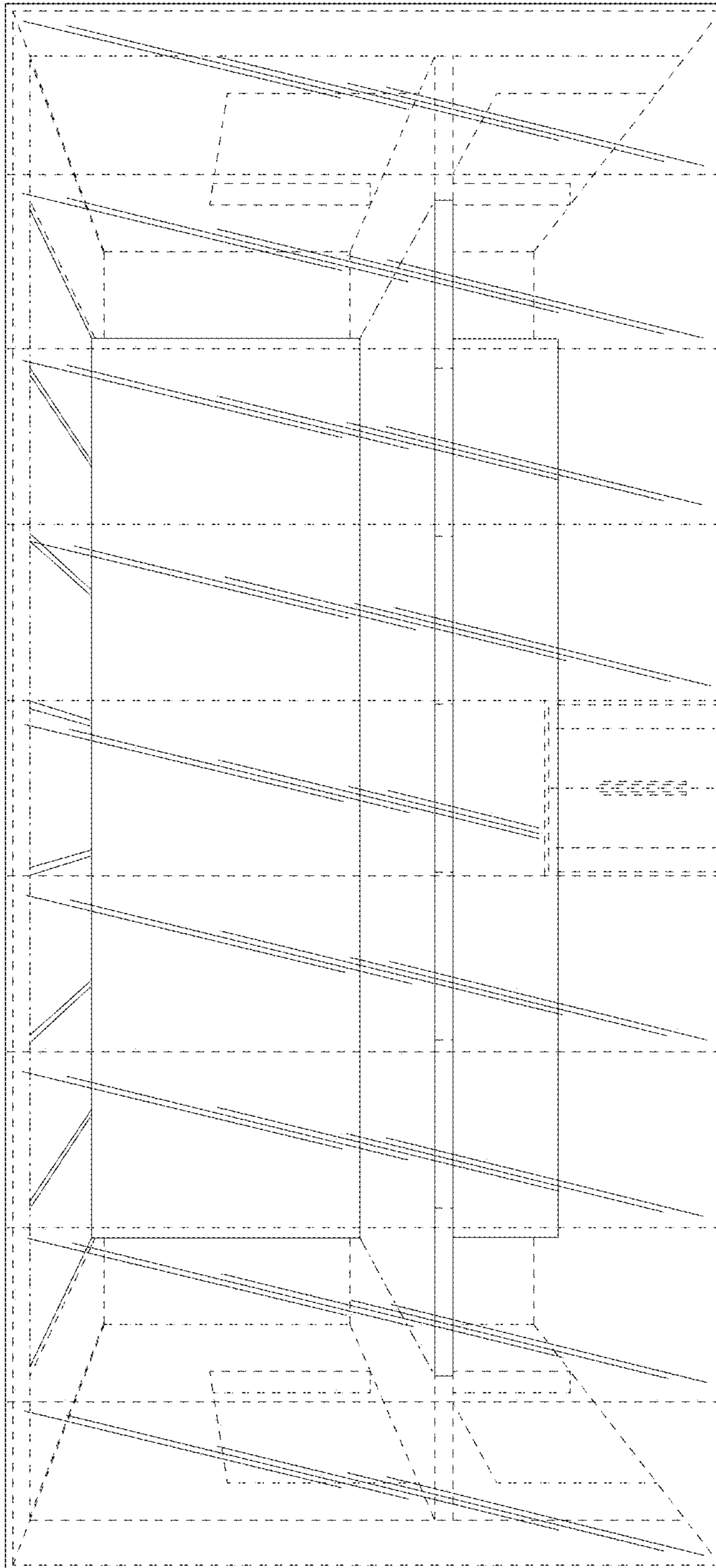


FIG. 2



FIG. 3



FIG. 4




FIG. 5



FIG. 6



FIG. 7




FIG. 8