



US00D965169S

(12) **United States Design Patent** (10) **Patent No.:** **US D965,169 S**
Gong (45) **Date of Patent:** **** Sep. 27, 2022**

(54) **LACTATION MASSAGER** D856,525 S * 8/2019 Dunham D24/215
D861,829 S * 10/2019 Wang D23/215
(71) Applicant: **Ningbo Huiyoo Baby Products Co.,** D861,910 S * 10/2019 Wang D24/215
Ltd, Cixi (CN) D867,609 S * 11/2019 Couto D24/215
D907,228 S * 1/2021 Weinberg D24/215
(72) Inventor: **Meirong Gong, Cixi (CN)** D923,192 S 6/2021 Park
D928,333 S * 8/2021 Song D24/214
D939,102 S * 12/2021 Niedermann D24/215
(**) Term: **15 Years** D950,764 S * 5/2022 Dumler D24/215

(21) Appl. No.: **29/807,804**

(22) Filed: **Sep. 15, 2021**

(51) **LOC (13) Cl.** **28-03**

(52) **U.S. Cl.**
USPC **D24/215**

(58) **Field of Classification Search**
USPC D24/133, 200, 211, 212, 213, 214, 215;
D30/160
CPC A61H 1/00; A61H 2201/0153; A61H
2201/169; A61H 7/002; A61H 7/007
See application file for complete search history.

(56) **References Cited**

U.S. PATENT DOCUMENTS

D369,220 S * 4/1996 Huang D24/215
D466,217 S * 11/2002 Harris D24/215
D469,183 S * 1/2003 Gerth D24/200
D517,218 S * 3/2006 Kalen D24/215
D539,917 S * 4/2007 Park D24/215
D576,736 S * 9/2008 Hagege D24/215
D626,656 S * 11/2010 Jarry D24/215
D631,974 S * 2/2011 Imboden D24/215
D657,885 S * 4/2012 Imboden D24/215
D664,665 S * 7/2012 Wahng D24/214
D665,091 S * 8/2012 Mistry D24/215
D687,157 S * 7/2013 Matsuura D24/215
D687,560 S * 8/2013 Matsuura D24/215
D727,523 S * 4/2015 Qian D24/215
D840,047 S * 2/2019 Koo D24/215

OTHER PUBLICATIONS

Amazon, "LaVie Lactation Massager", Dec. 23, 2021. https://www.amazon.com/LaVie-Warming-Massagers-Pumping-Massager/dp/B09P4GVRVL/ref=cm_cr_ar_p_d_pl_foot_top?ie=UTF8. Shown on p. 1. (Year: 2021).*

* cited by examiner

Primary Examiner — Michael A Maharajh

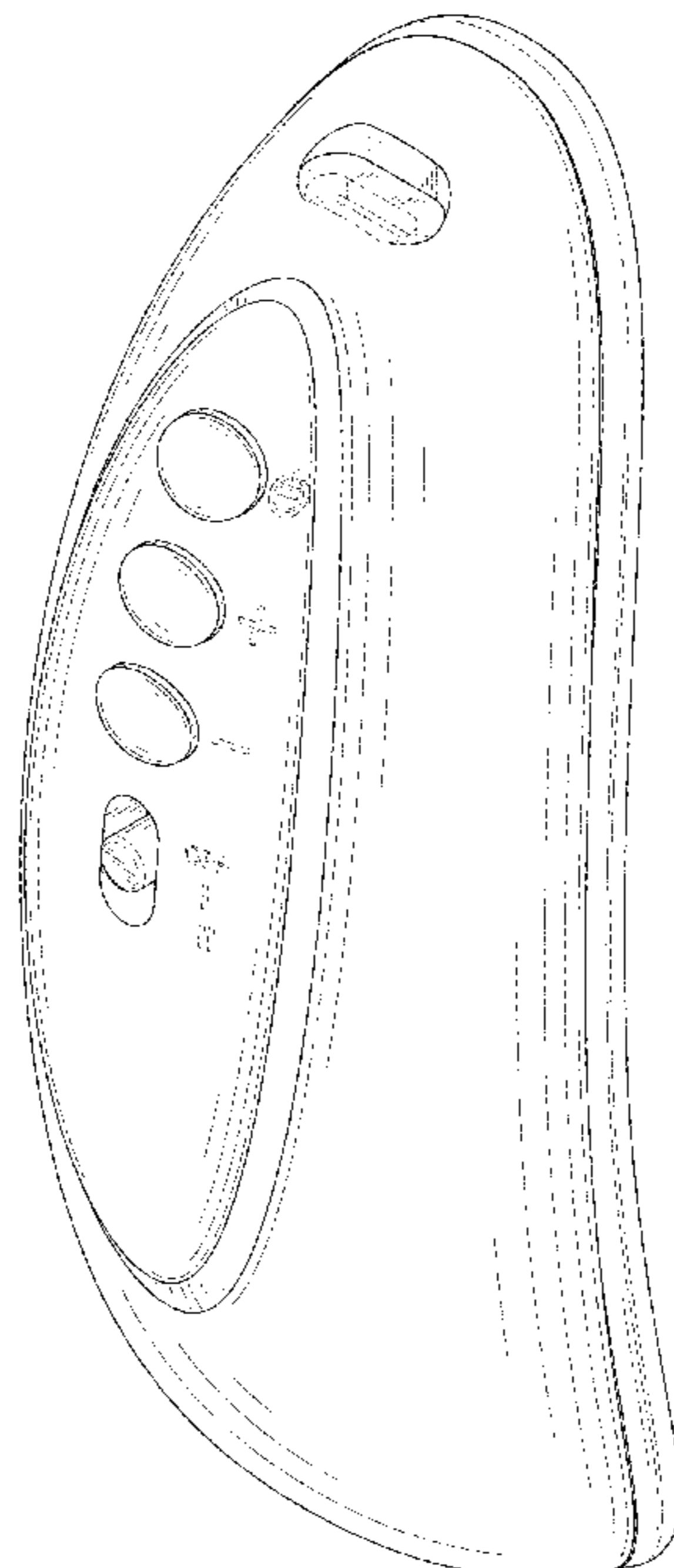
(57) **CLAIM**

The ornamental design for a lactation massager, as shown and described.

DESCRIPTION

FIG. 1 is a front and top perspective view of a lactation massager, showing my new design;
FIG. 2 is a rear and bottom perspective view thereof;
FIG. 3 is a front elevation view thereof;
FIG. 4 is a rear elevation view thereof;
FIG. 5 is a left side elevation view thereof;
FIG. 6 is a right side elevation view thereof;
FIG. 7 is a top plan view thereof; and,
FIG. 8 is a bottom plan view thereof.
The broken lines in the figures illustrate portions of the lactation massager that form no part of the claimed design.

1 Claim, 8 Drawing Sheets



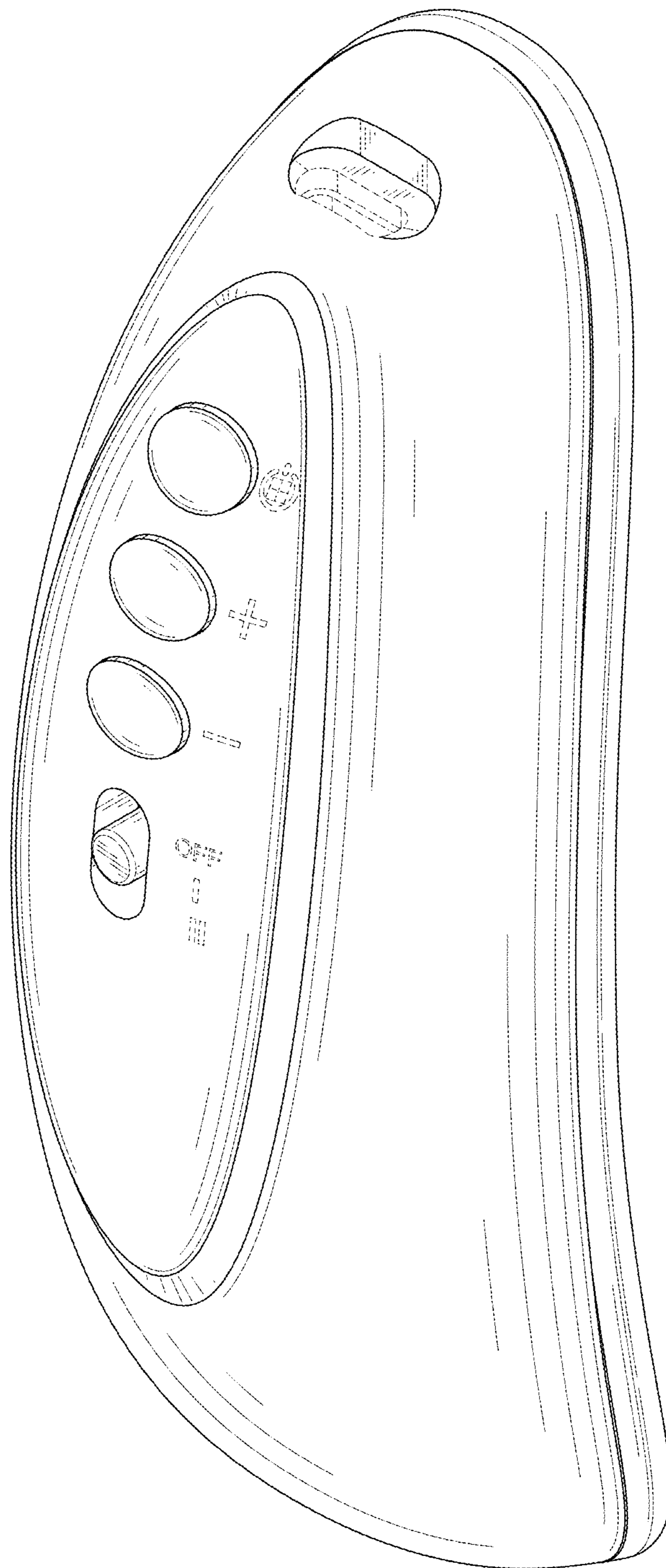


FIG. 1




FIG. 2

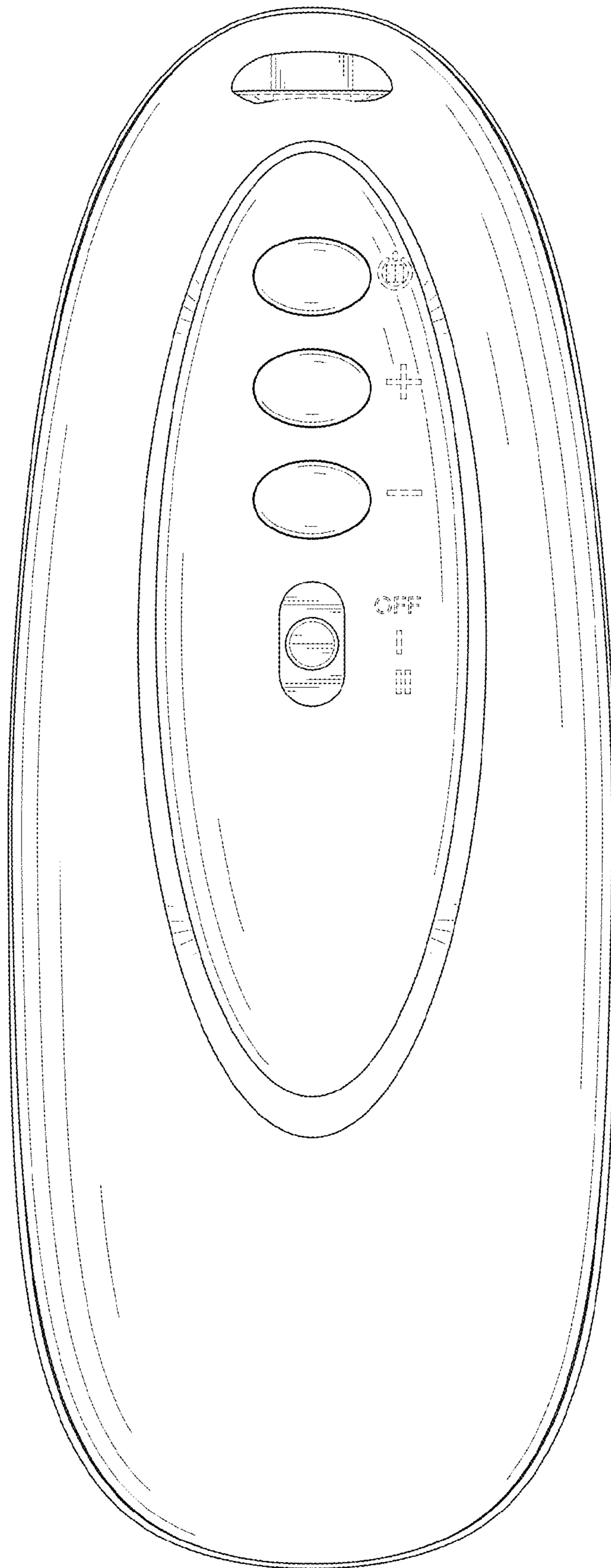


FIG. 3

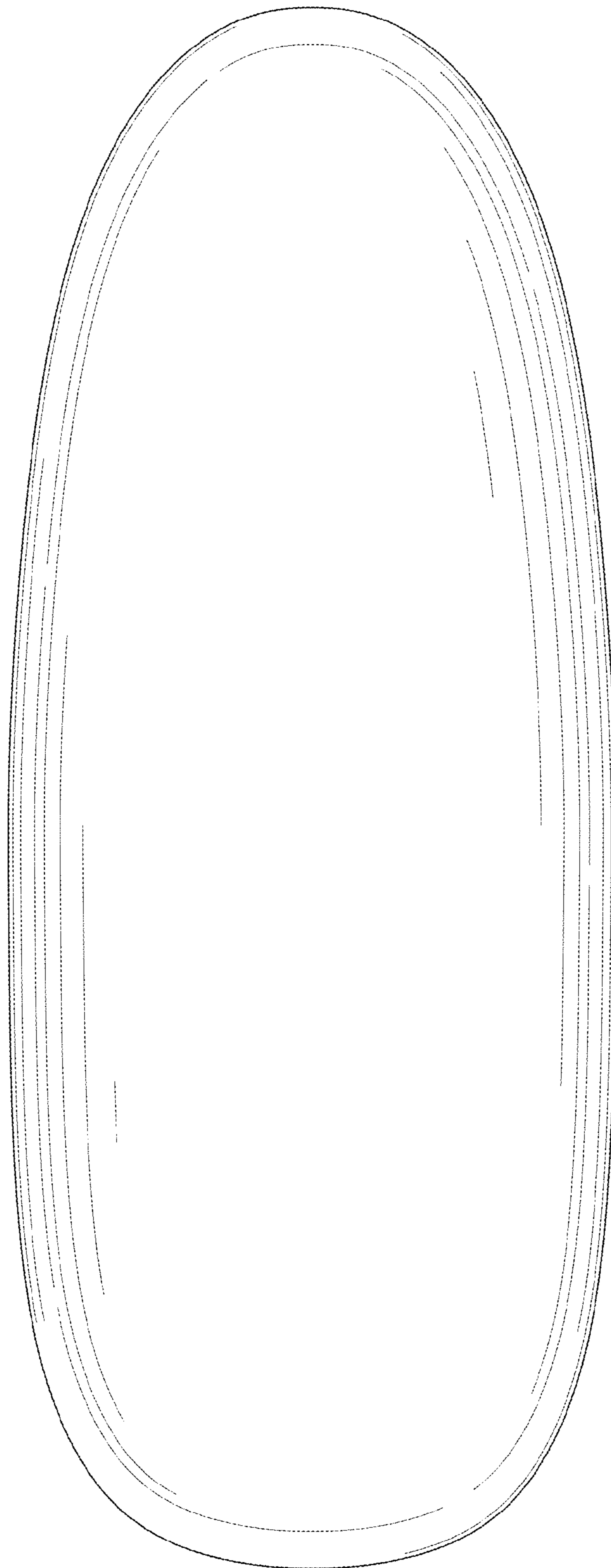


FIG. 4

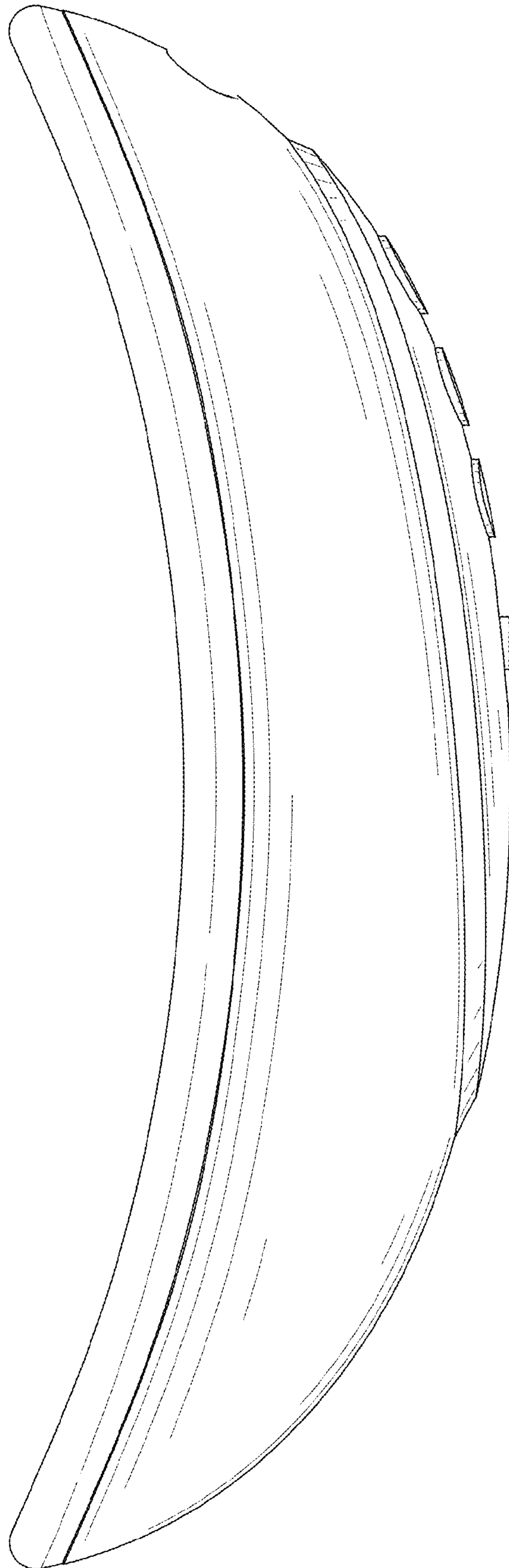


FIG. 5



FIG. 6

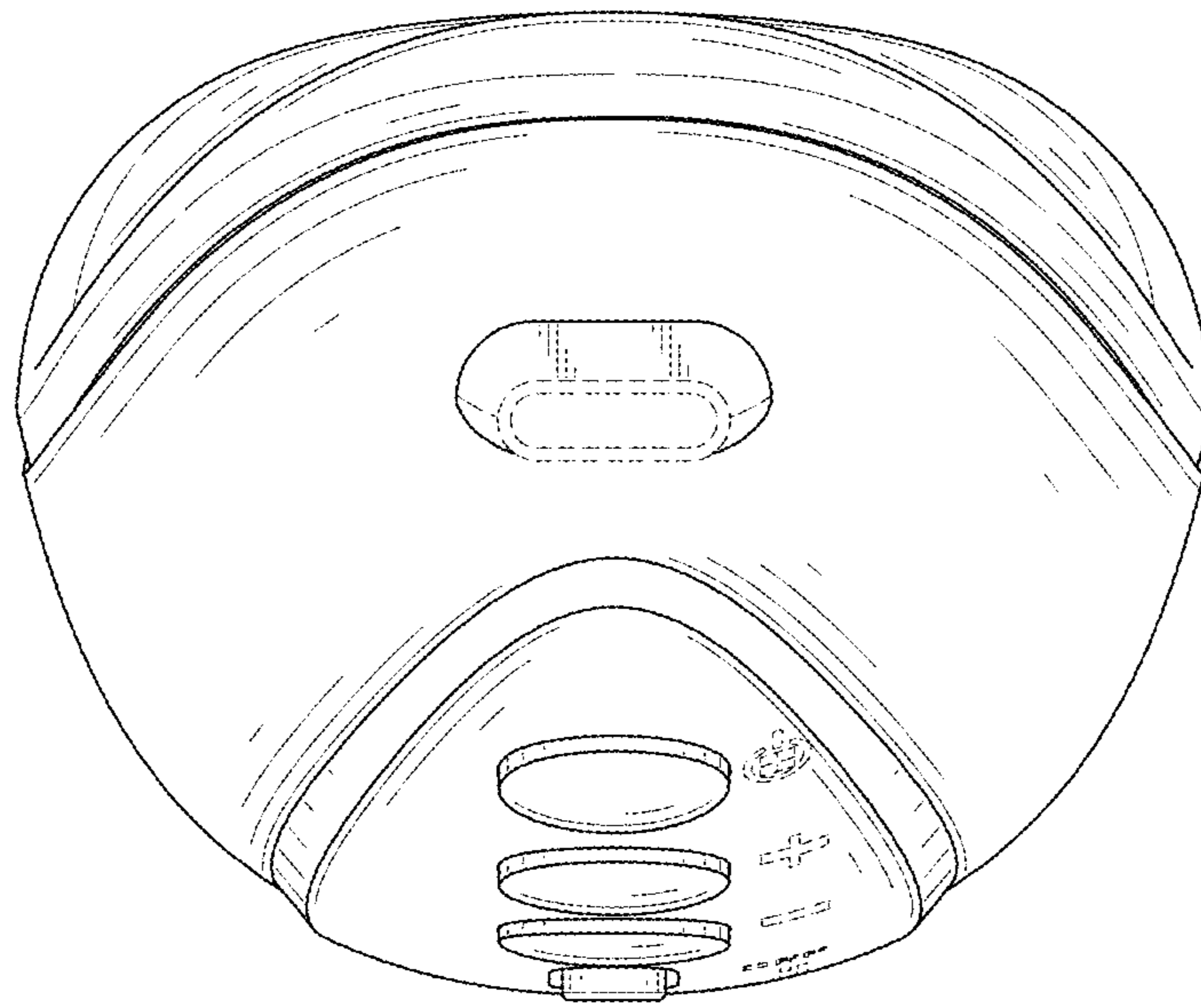


FIG. 7

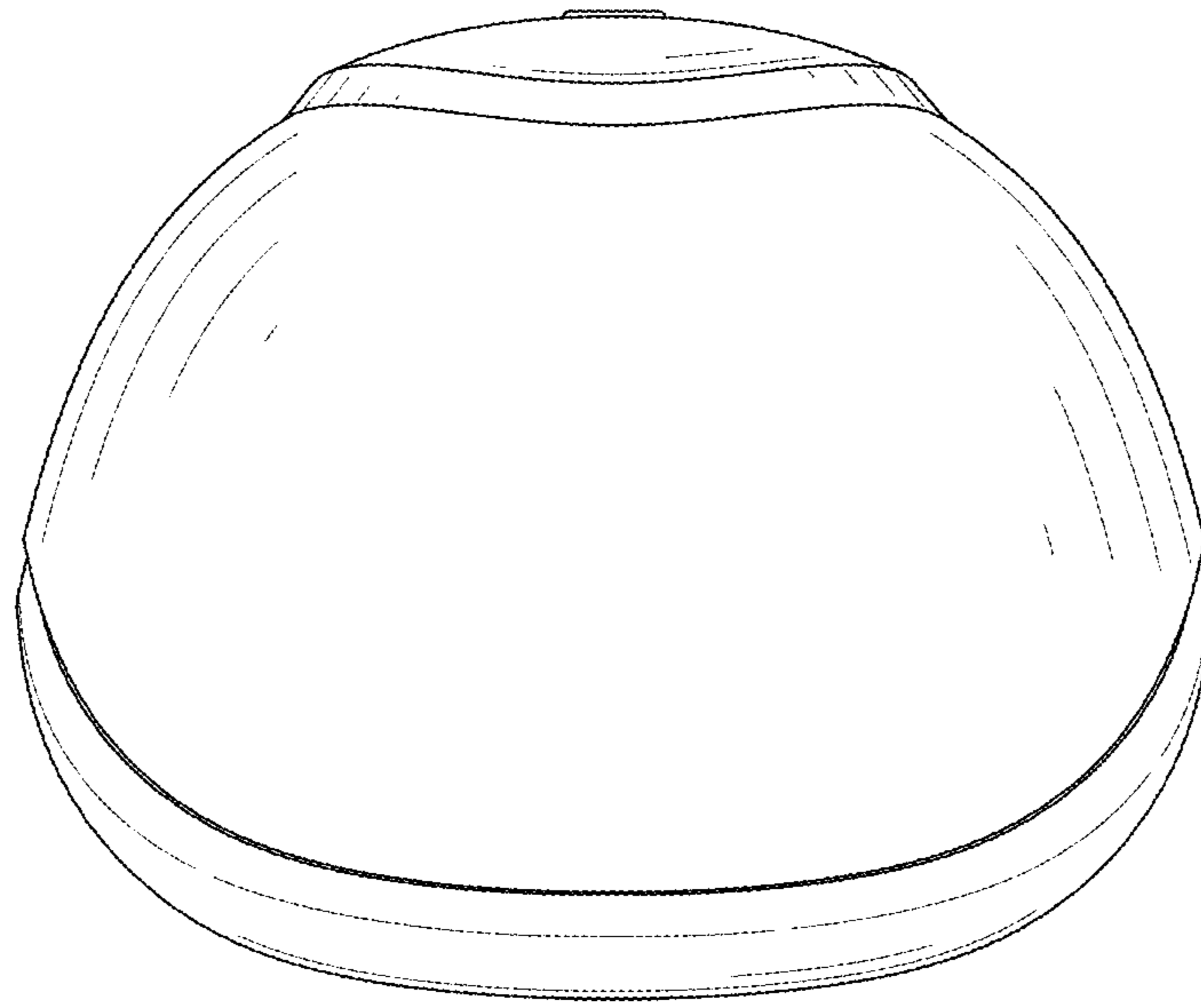


FIG. 8