



US00D965157S

(12) **United States Design Patent** (10) **Patent No.:** **US D965,157 S**  
**Attila et al.** (45) **Date of Patent:** **\*\* Sep. 27, 2022**

(54) **SPA**

D800,328 S \* 10/2017 Harder ..... D24/204  
10,273,702 B1 \* 4/2019 Cunerty ..... E04H 4/084  
2012/0137489 A1 \* 6/2012 Hall ..... A61H 33/6005  
29/428

(71) Applicant: **Wellis USA Inc.**, Miami, FL (US)

(72) Inventors: **Szomor Attila**, Inárcs (HU); **Lakatos József**, Inárcs (HU); **Szmoleniczki Árpád**, Kiskunlacháza (HU)

FOREIGN PATENT DOCUMENTS

CA 184675 \* 11/2019  
CN 304262065 \* 8/2017  
CN 305004619 \* 1/2019

(73) Assignee: **Wellis USA Inc.**, Miami, FL (US)

(\*\*) Term: **15 Years**

OTHER PUBLICATIONS

(21) Appl. No.: **29/763,415**

Paris, posted at wellis.com, no posting date, retrieved Mar. 21, 2022, online, URL:<https://www.wellis.com/us/products/spa/cityline/paris> (Year: 2022).\*

(22) Filed: **Dec. 22, 2020**

Leo Scandi Pack, posted at wellis.com, no posting date, retrieved Mar. 21, 2022, online, URL:<https://www.wellis.com/us/products/spa/myline/leo-scandi-pack> (Year: 2022).\*

(30) **Foreign Application Priority Data**

Jun. 25, 2020 (EM) ..... 008020366-0019  
Jun. 25, 2020 (EM) ..... 008020366-0020

\* cited by examiner

(51) **LOC (13) Cl.** ..... **23-02**

*Primary Examiner* — Mary Shannon Malley

(52) **U.S. Cl.**  
USPC ..... **D24/204**

(74) *Attorney, Agent, or Firm* — Wood Herron & Evans LLP

(58) **Field of Classification Search**  
USPC ..... D24/201–205; D23/209–210, 259–261,  
D23/303, 304, 305, 306, 364, 365  
CPC ..... E04H 4/12; E04H 4/1218; E04H 4/1254;  
A61H 33/6005; A61H 33/6021; A61H  
33/6089; A61H 33/6094; A61H 2035/004;  
A61H 35/006; A47K 3/022; A47K 3/062  
See application file for complete search history.

(57) **CLAIM**

The ornamental design for a spa, as shown and described.

**DESCRIPTION**

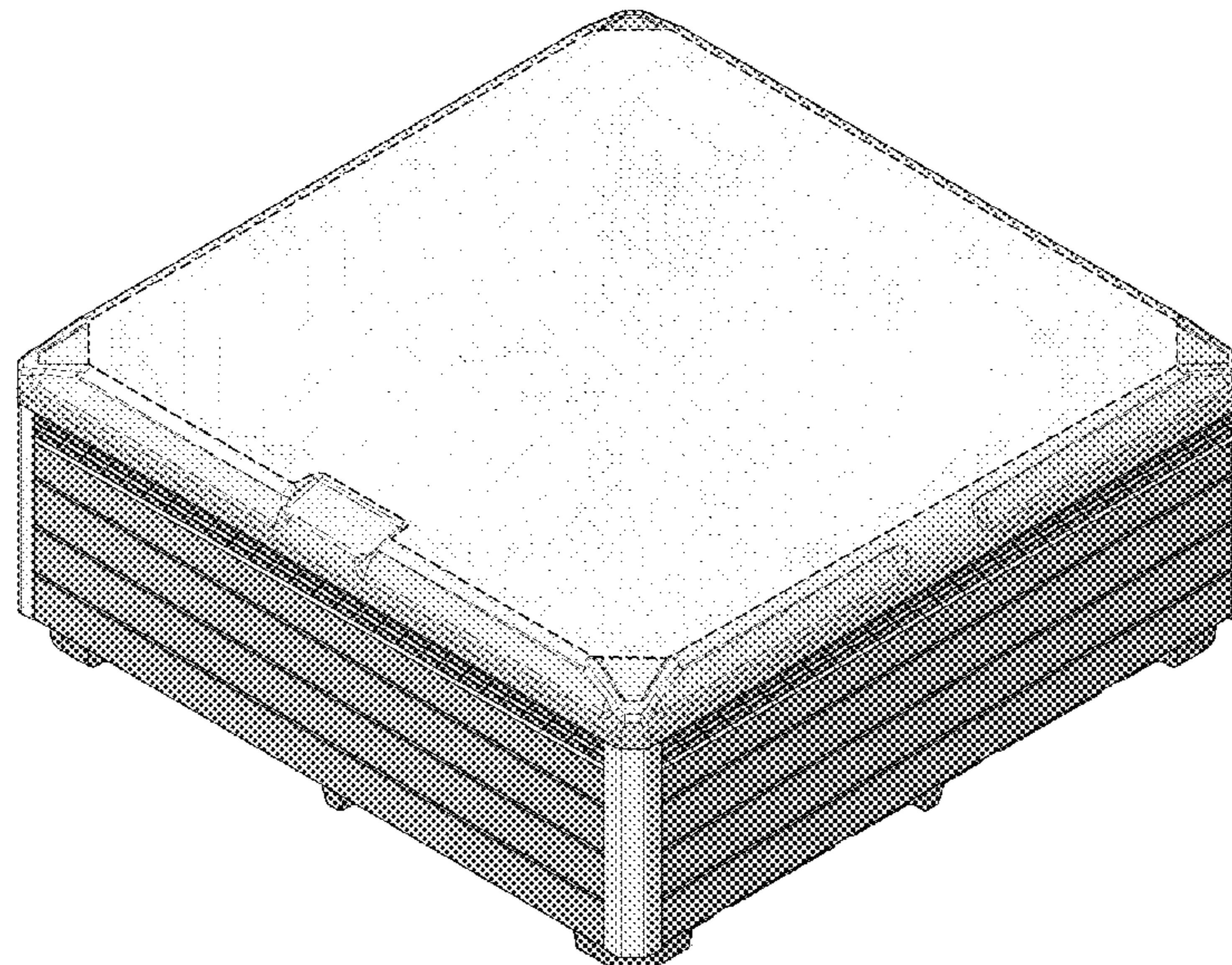
FIG. 1 is a front right top perspective view of a spa according to the present invention.  
FIG. 2 is a front view shown in FIG. 1.  
FIG. 3 is a rear view thereof.  
FIG. 4 is a left side view thereof.  
FIG. 5 is a right side view thereof.  
FIG. 6 is a top view thereof; and,  
FIG. 7 is a bottom view thereof.  
The masked portions outlined in broken lines illustrate portions of the spa that form no part of the claimed design.

(56) **References Cited**

U.S. PATENT DOCUMENTS

D288,125 S \* 2/1987 Watkins ..... D23/277  
D543,283 S \* 5/2007 Larsen ..... D24/204  
D559,991 S \* 1/2008 Dragovich ..... D24/204  
D575,406 S \* 8/2008 Layfield ..... D24/204  
D702,846 S \* 4/2014 Larsen ..... D24/204  
D730,534 S \* 5/2015 Larsen ..... D24/204  
D791,334 S \* 7/2017 Liu ..... D24/204

**1 Claim, 7 Drawing Sheets**



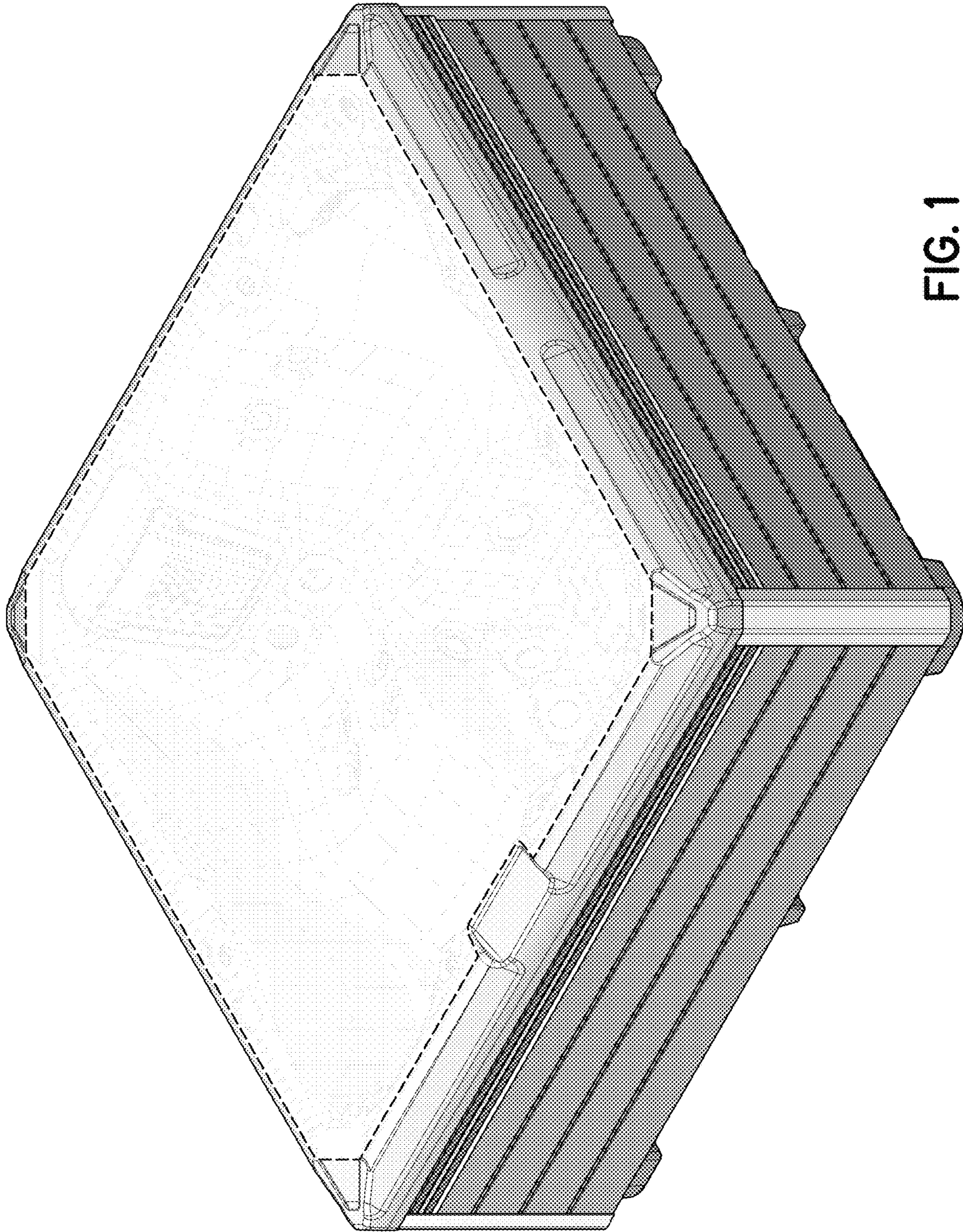


FIG. 1

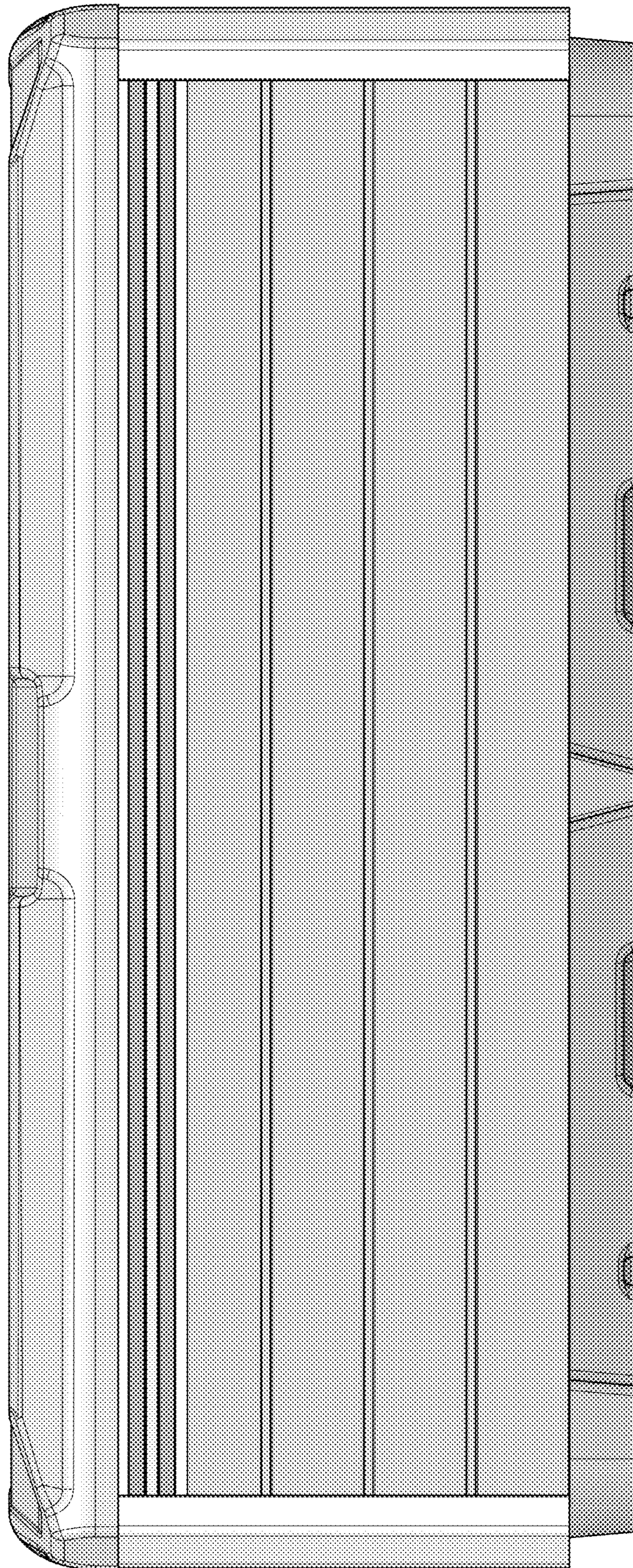


FIG. 2

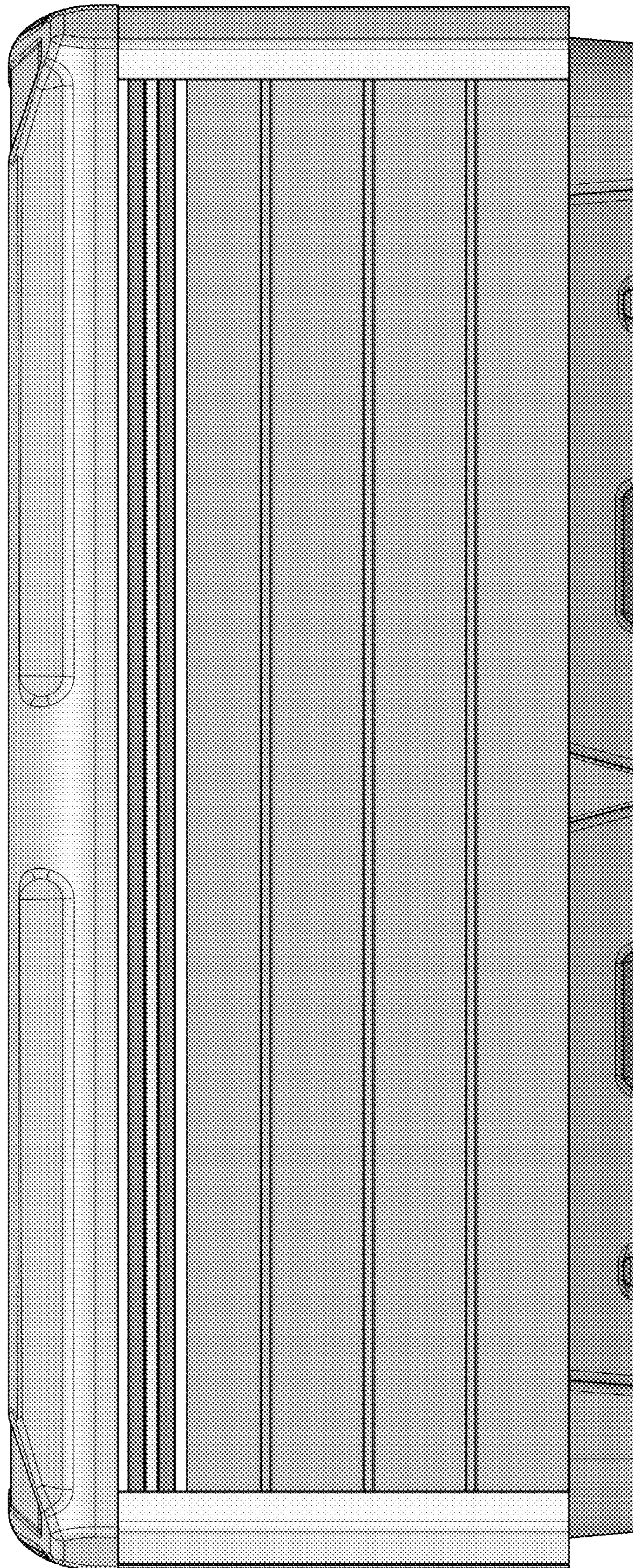


FIG. 3

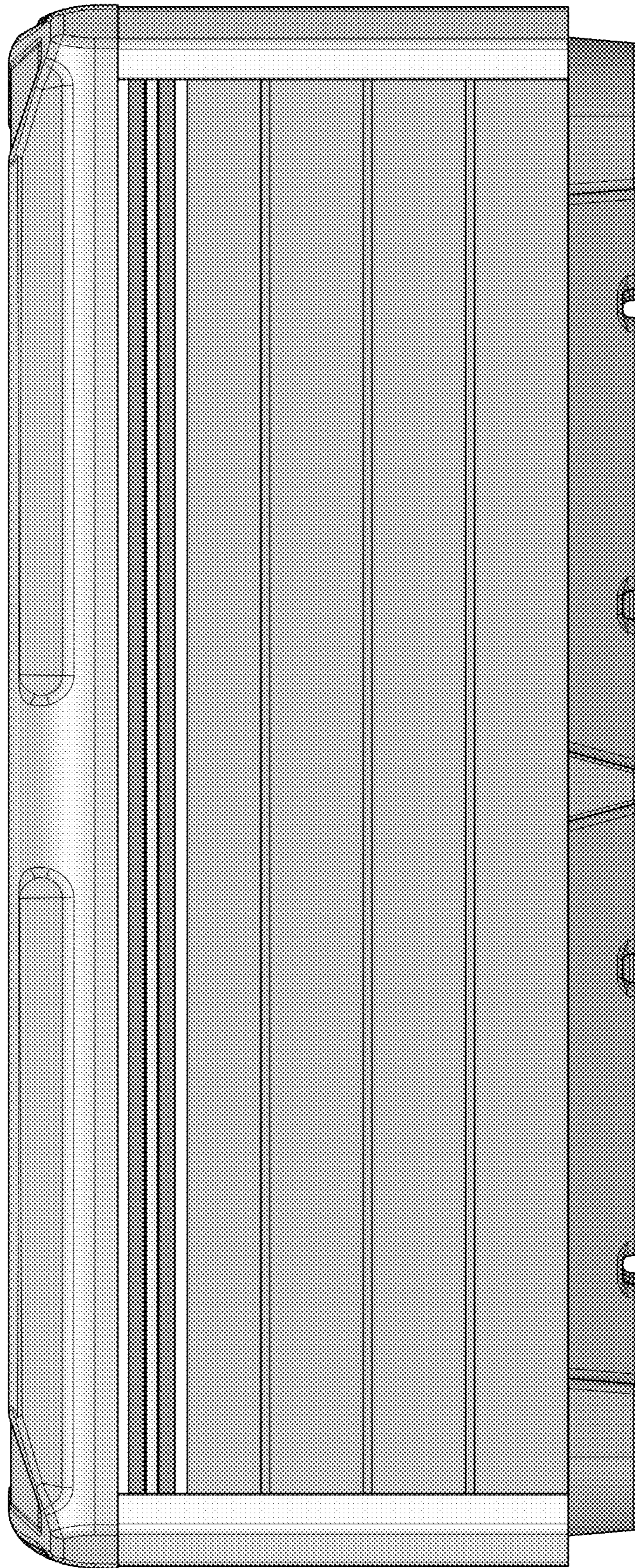


FIG. 4

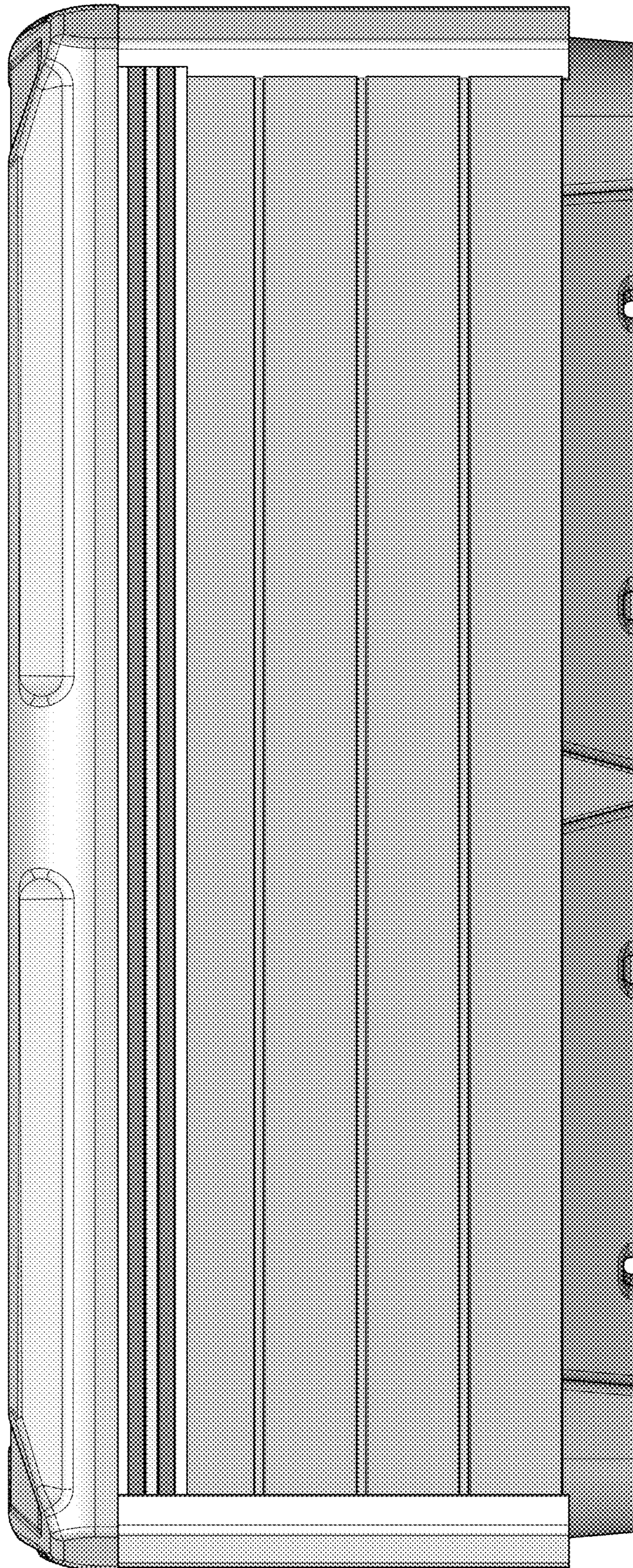


FIG. 5




FIG. 6

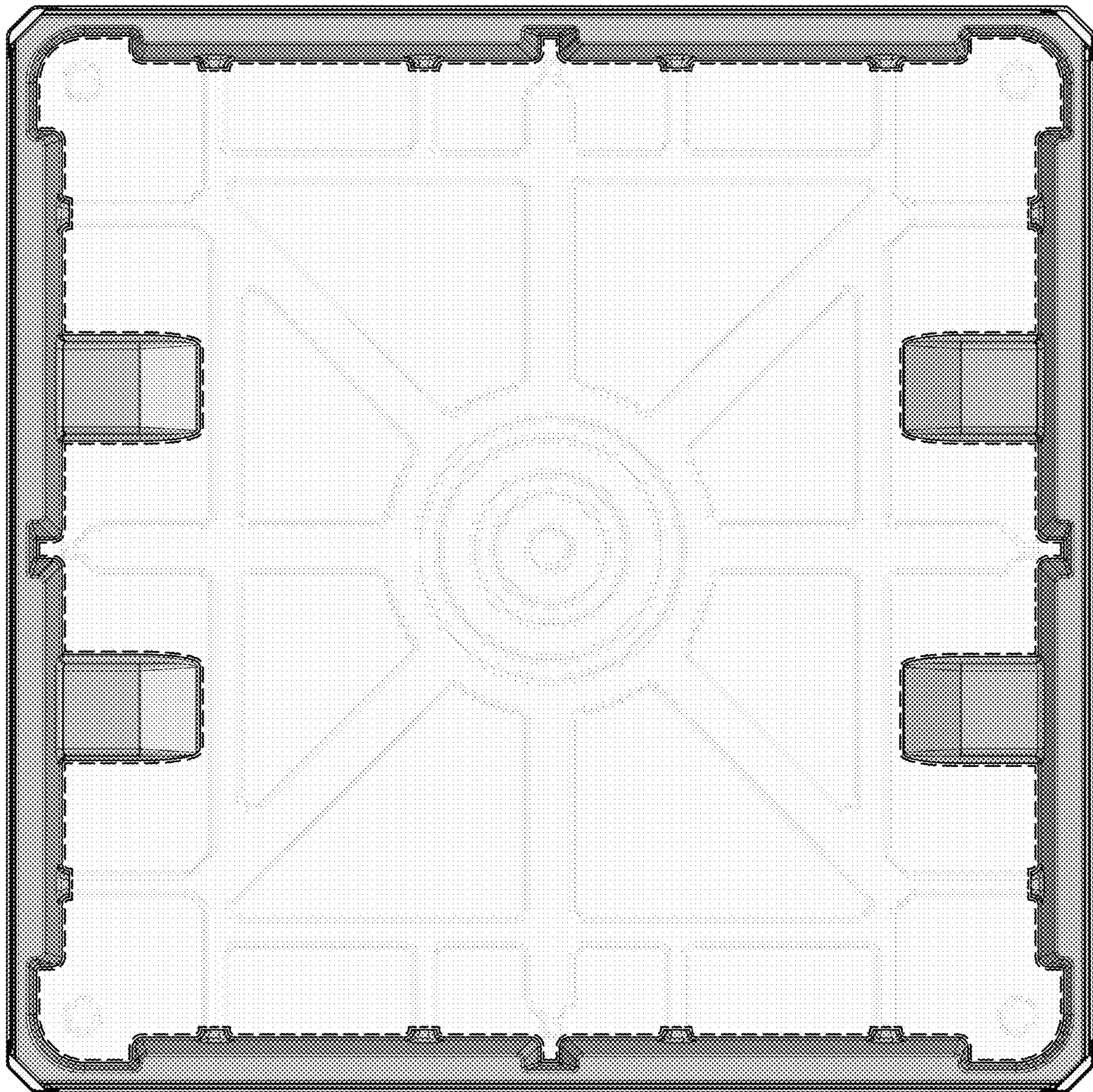


FIG. 7