



US00D965156S

(12) **United States Design Patent** (10) **Patent No.:** **US D965,156 S**
Li (45) **Date of Patent:** **** Sep. 27, 2022**

(54) **HEATING NECK**

(71) Applicant: **Juan Li**, Jiaxing (CN)

(72) Inventor: **Juan Li**, Jiaxing (CN)

(**) Term: **15 Years**

(21) Appl. No.: **29/787,042**

(22) Filed: **Jun. 3, 2021**

(51) **LOC (13) Cl.** **28-03**

(52) **U.S. Cl.**
USPC **D24/200**

(58) **Field of Classification Search**
USPC D24/206–208, 200, 190–191; D2/600,
D2/604, 609
See application file for complete search history.

(56) **References Cited**

U.S. PATENT DOCUMENTS

D325,089	S	*	3/1992	Shaw	D24/207
5,265,669	A	*	11/1993	Schneider	A61F 7/02 62/530
D353,205	S		12/1994	Canavan		
D408,542	S	*	4/1999	Hoover, Jr.	D24/206
6,123,717	A	*	9/2000	Davis	A61F 7/03 607/114

D438,974	S	*	3/2001	Crapps	D24/206
D841,825	S	*	2/2019	Rogers	D24/206
D845,582	S	*	4/2019	Carzola	D2/600
D947,389	S	*	3/2022	Ye	D24/200
2014/0298566	A1	*	10/2014	Rogers	A61M 35/10 2/171.2

* cited by examiner

Primary Examiner — Wan Laymon

(74) *Attorney, Agent, or Firm* — Justin Lampel

(57) **CLAIM**

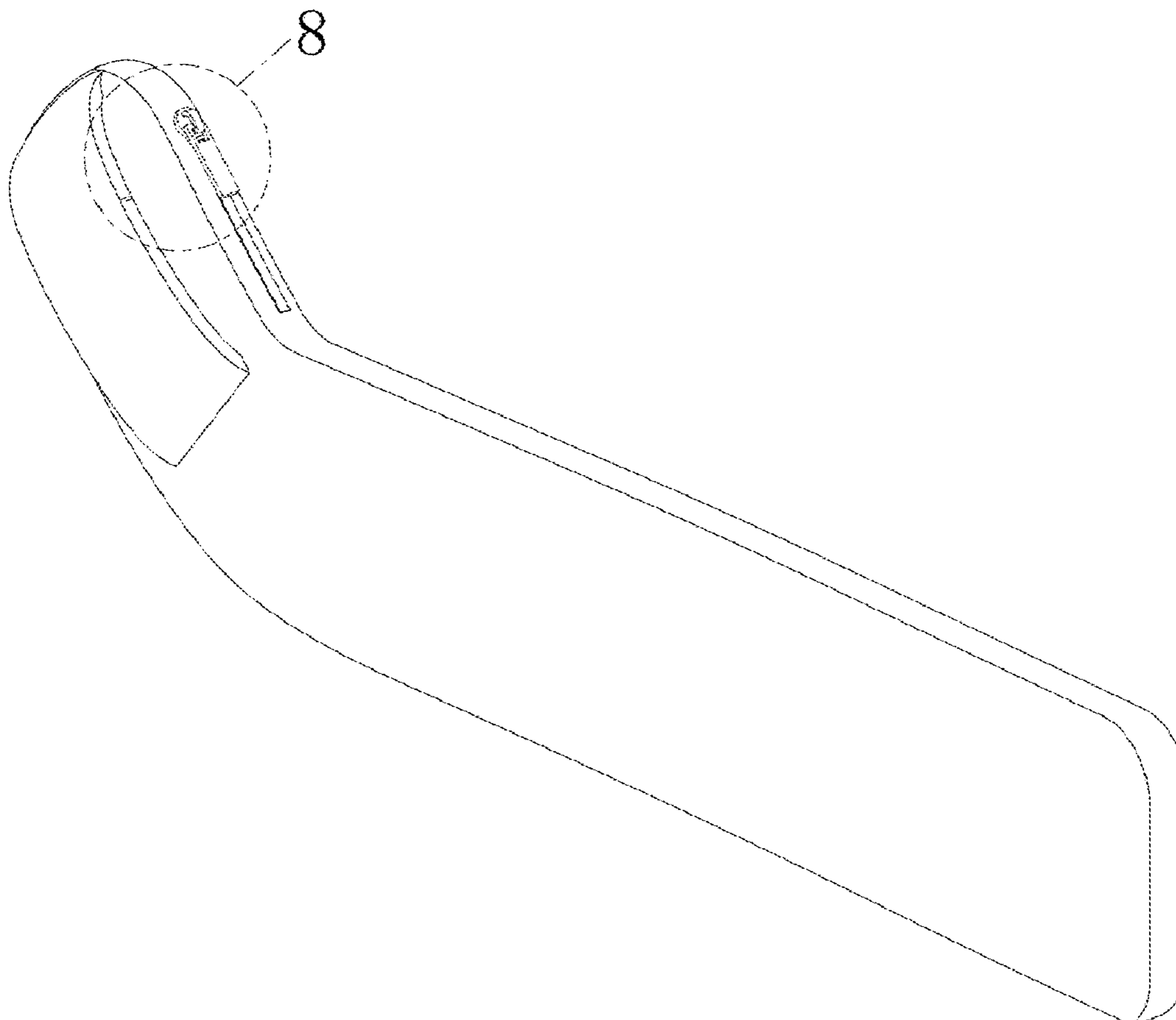
The ornamental design for a heating neck, as shown and described.

DESCRIPTION

FIG. 1 is a perspective view of a heating neck showing the claimed design;
FIG. 2 is a top plan view thereof;
FIG. 3 is a left side view thereof;
FIG. 4 is a front elevational view thereof;
FIG. 5 is a right side view thereof;
FIG. 6 is a rear elevational view thereof;
FIG. 7 is a bottom plan view thereof; and,
FIG. 8 is an enlarged view of the identified portion of FIG. 1.

The broken line shown in the drawings is included for the purpose of illustrating portions of the heating neck and forms no part of the claimed design.

1 Claim, 8 Drawing Sheets



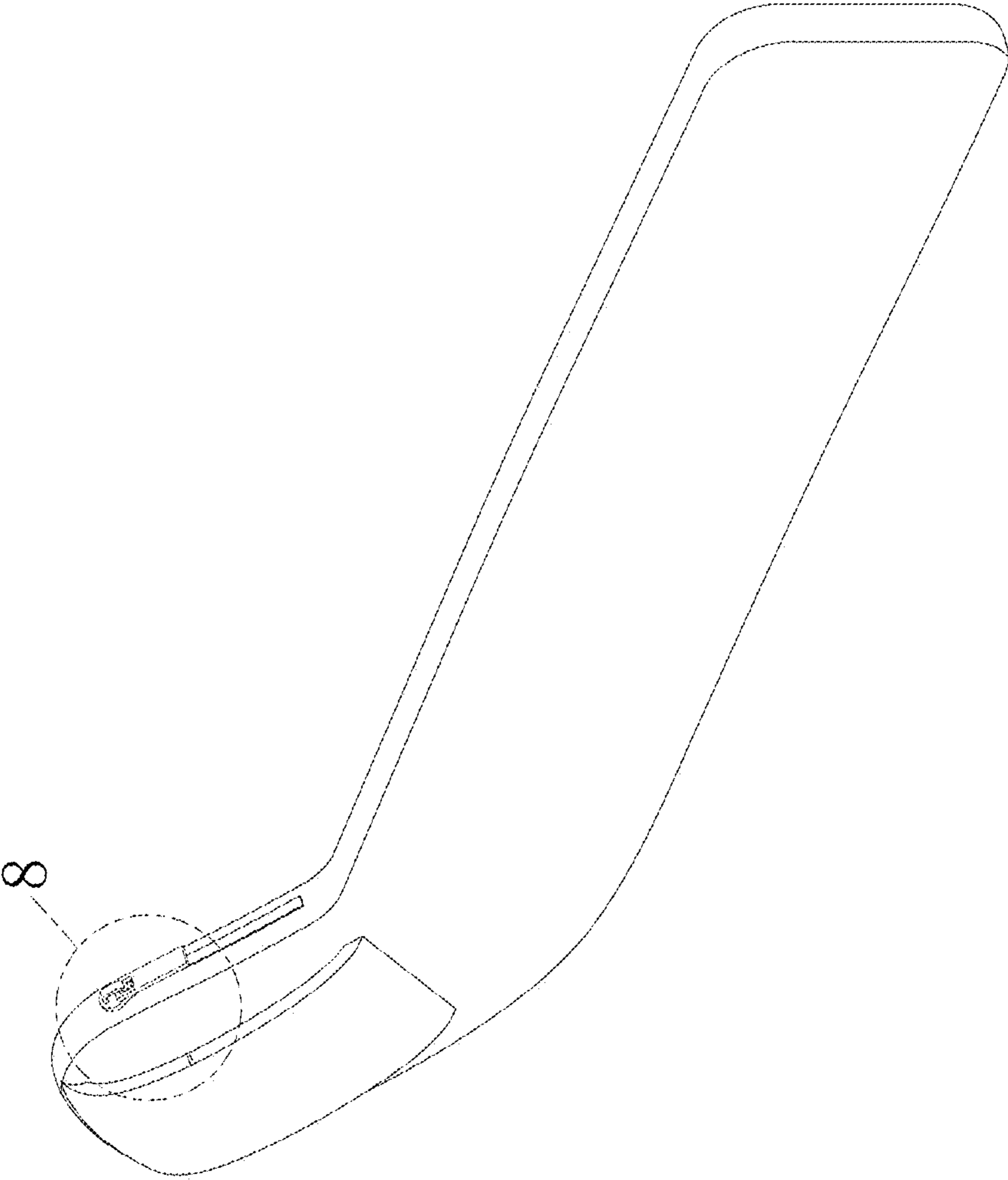


FIG. 1

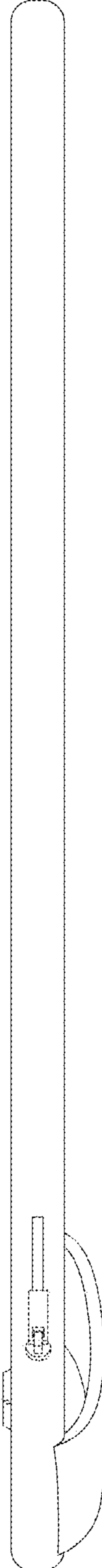


FIG. 2

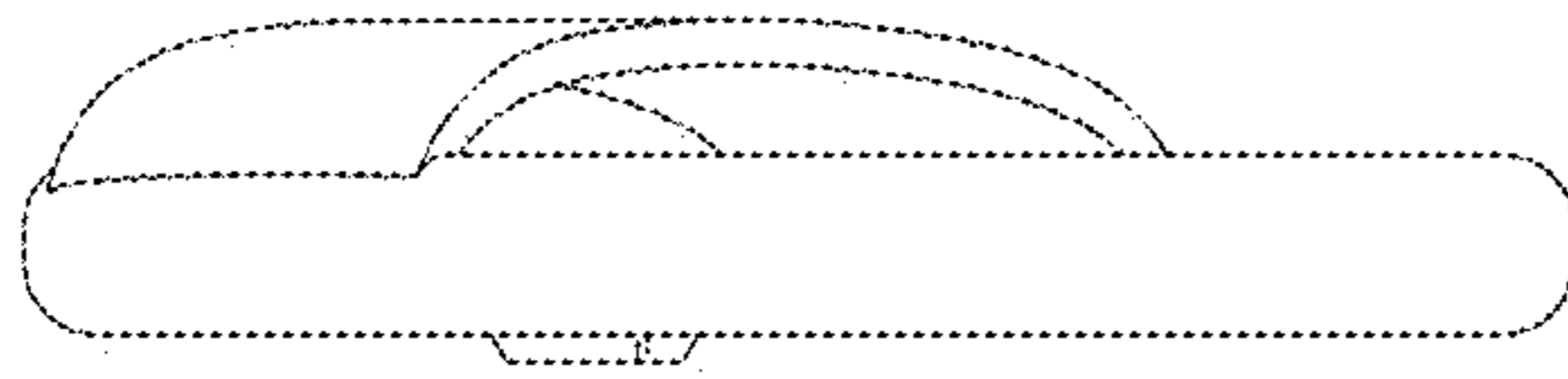


FIG. 3




FIG. 4

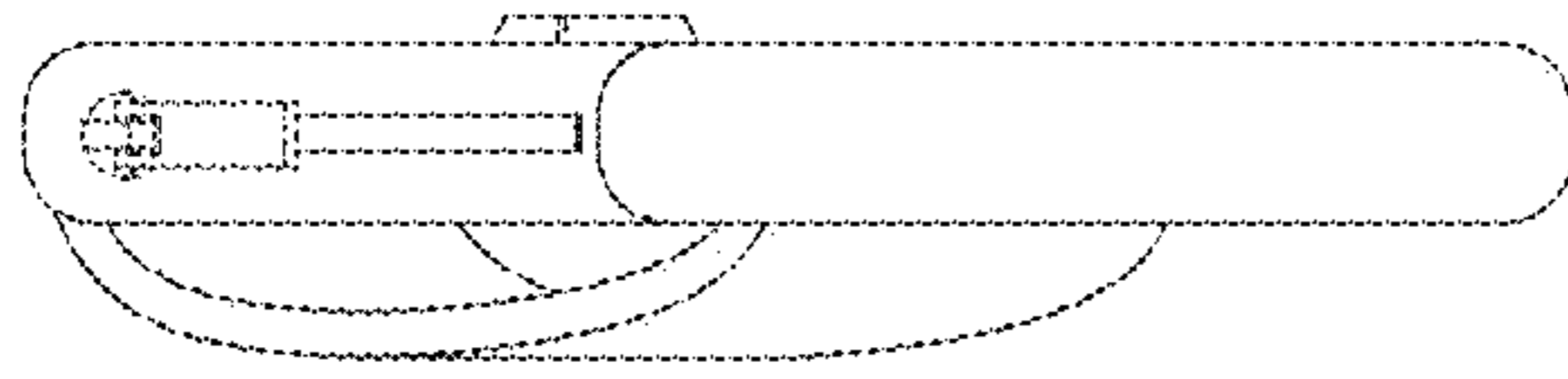


FIG. 5




FIG. 6




FIG. 7

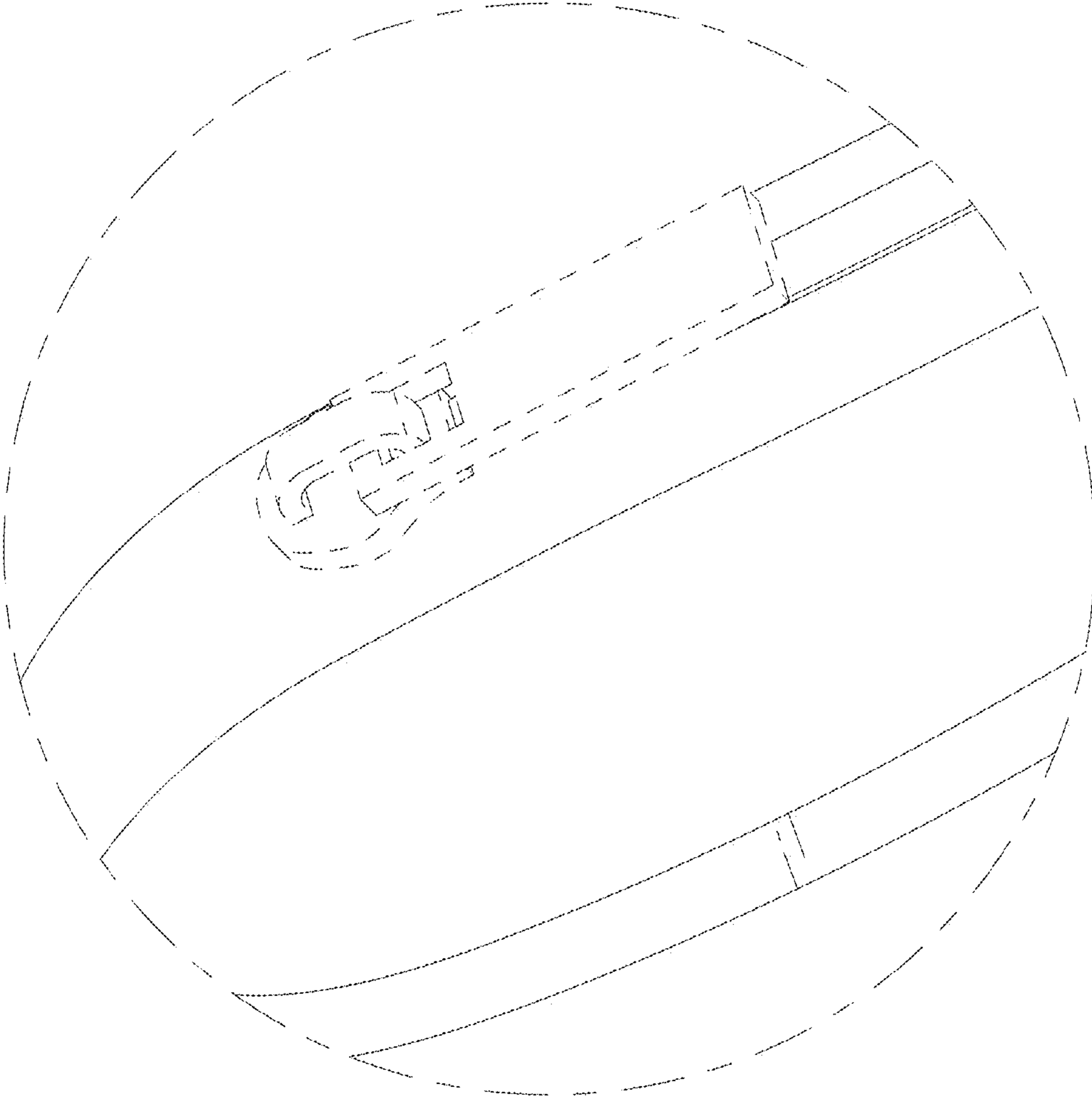


FIG. 8