



US00D965123S

(12) **United States Design Patent** (10) **Patent No.:** **US D965,123 S**
Heller (45) **Date of Patent:** **** Sep. 27, 2022**

(54) **FIRE PIT**

FOREIGN PATENT DOCUMENTS

(71) Applicant: **PLM Global Logistics, LLC**, Eau Claire, WI (US)

CA 197897 * 1/2022

(72) Inventor: **Richard Heller**, Minneapolis, MN (US)

OTHER PUBLICATIONS

(73) Assignee: **PLM Global Logistics, LLC**, Eau Claire, WI (US)

Solo Stove Yukon with Stand Fire Pit Combo Bundle, review Date Dec. 21, 2019[online], [site visited May 21, 2022], Available from internet, URL:<https://www.amazon.com/Solo-Stove-Yukon-Stand-Bundle/dp/B08CNK5K9S?th=1> (Year: 2019).*

(**) Term: **15 Years**

Dragonfire 23.5 Inch Smokeless Wood Burning Outdoor Bonfire Fire Pit, first available Date May 14, 2021 [online], [site visited May 21, 2022], Available from internet, URL:<https://www.amazon.ca/dp/B08X1PBPN8?th=1> (Year: 2021).*

(21) Appl. No.: **29/747,515**

* cited by examiner

(22) Filed: **Aug. 24, 2020**

(51) **LOC (13) Cl.** **23-03**

(52) **U.S. Cl.**
USPC **D23/343**

(58) **Field of Classification Search**
USPC D23/339-346, 403-409, 416; D7/352, D7/407

Primary Examiner — David G Muller
Assistant Examiner — Jamaal Rasheed

CPC A47J 37/04; F23B 20/00; F23C 1/16
See application file for complete search history.

(74) *Attorney, Agent, or Firm* — Anthony J. Bourget

(56) **References Cited**

(57) **CLAIM**

U.S. PATENT DOCUMENTS

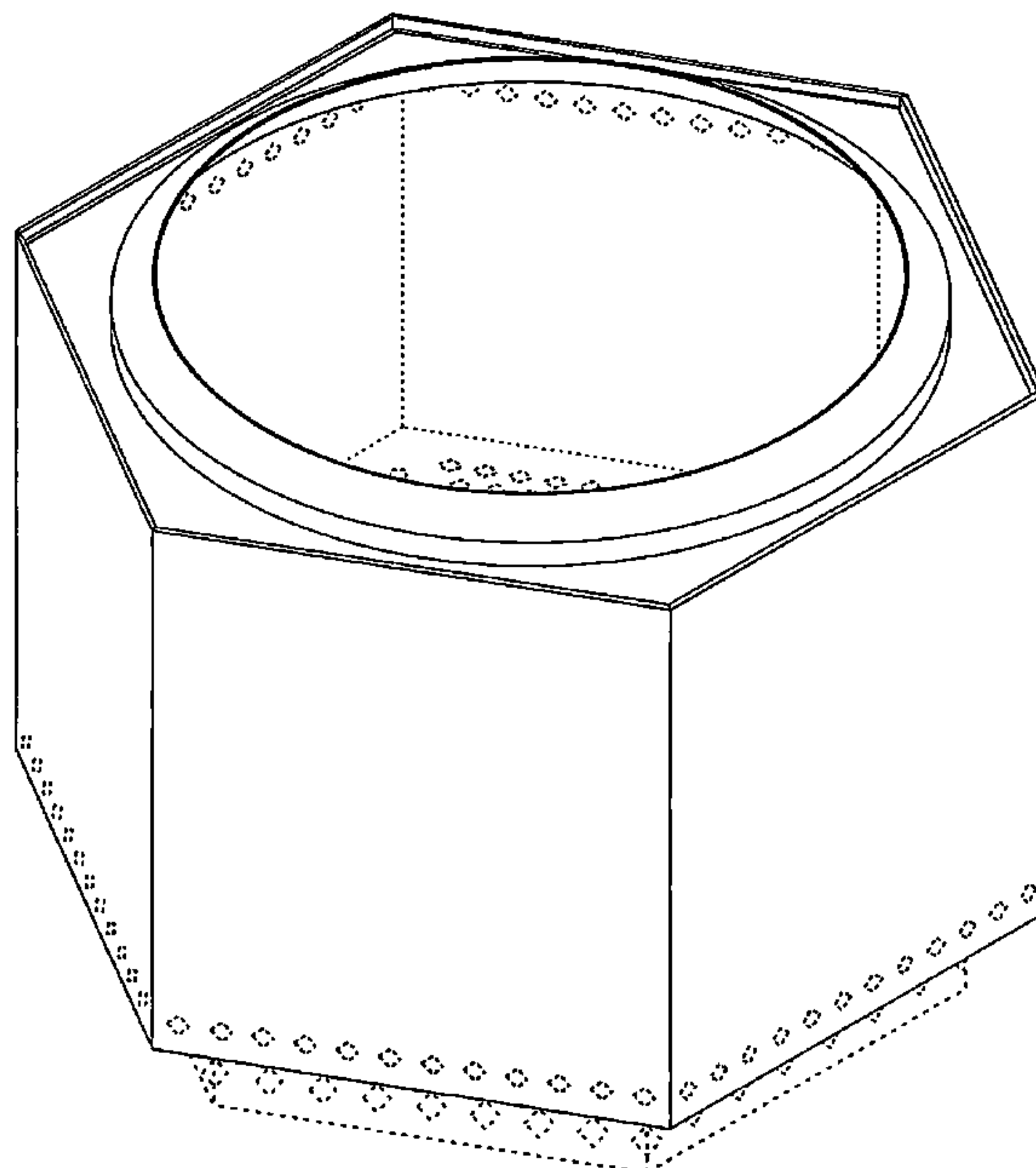
The ornamental design for a fire pit, as shown and described.

D358,204 S *	5/1995	Ferrier	D23/314
D449,873 S *	10/2001	Bronson	D23/261
D615,185 S *	5/2010	Davies	D23/415
10,746,408 B1 *	8/2020	Goin	F24B 5/028
D896,582 S *	9/2020	Measom	D7/407
D903,090 S *	11/2020	Colston	D23/407
D908,414 S *	1/2021	Sun	D23/343
D914,436 S *	3/2021	Gill	D7/354
D923,163 S *	6/2021	Jan	D23/343
D926,952 S *	8/2021	Hale	D23/336
D948,682 S *	4/2022	Smith	D23/343
D948,684 S *	4/2022	Smith	D23/343
2020/0309369 A1 *	10/2020	Jan	F23B 60/02
2021/0048188 A1 *	2/2021	Harrington	F24B 13/006

DESCRIPTION

FIG. 1 is a top perspective view of the fire pit showing the new design;
FIG. 2 is a front view thereof, the back view being identical;
FIG. 3 is a left view thereof, the right view being identical;
FIG. 4 is a top view thereof;
FIG. 5 is a bottom view thereof; and,
FIG. 6 is a bottom perspective view thereof.
Broken lines illustrate features of a stand and portions of the fire pit which form no part of the claimed design.

1 Claim, 6 Drawing Sheets



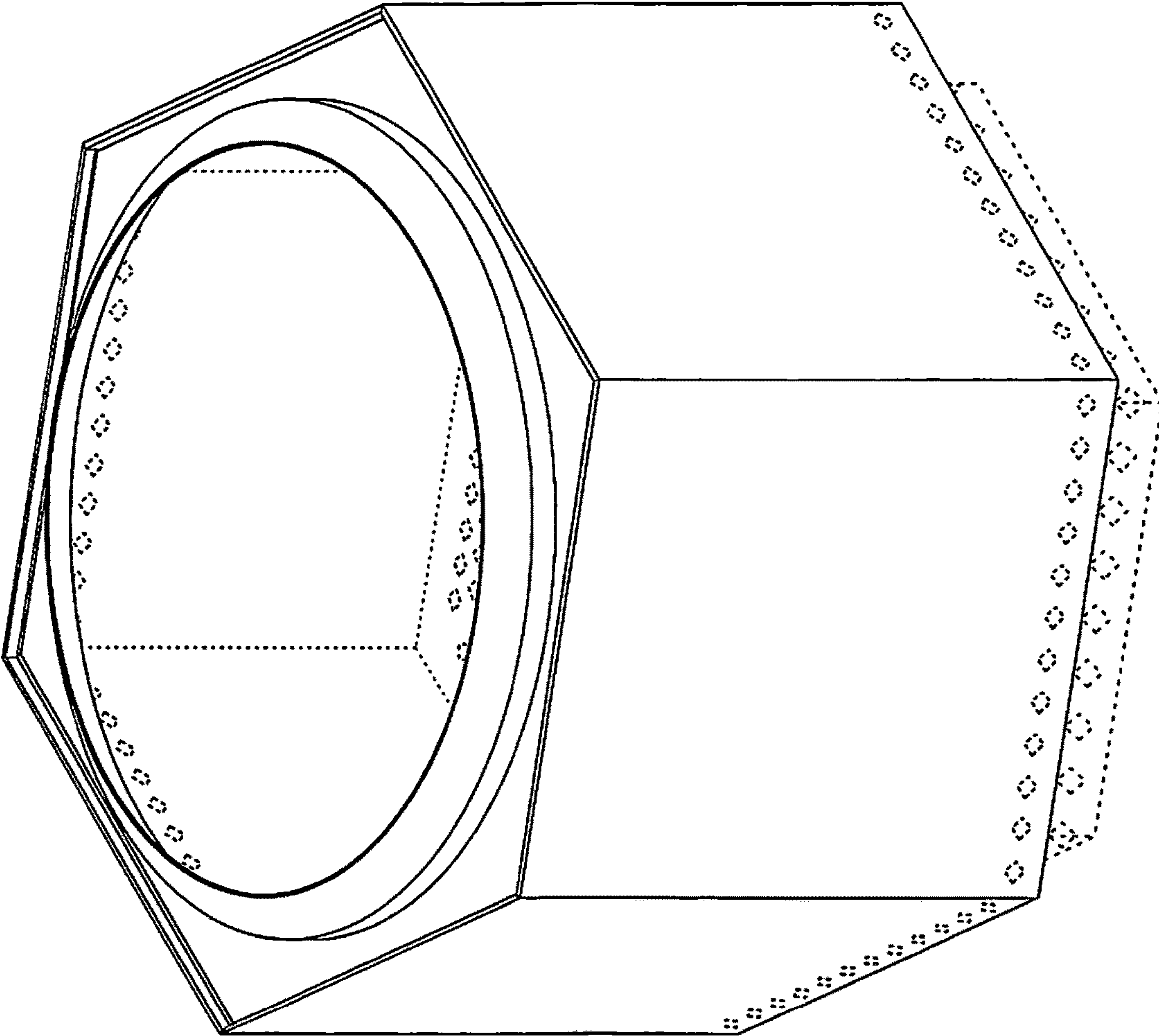


FIG. 1

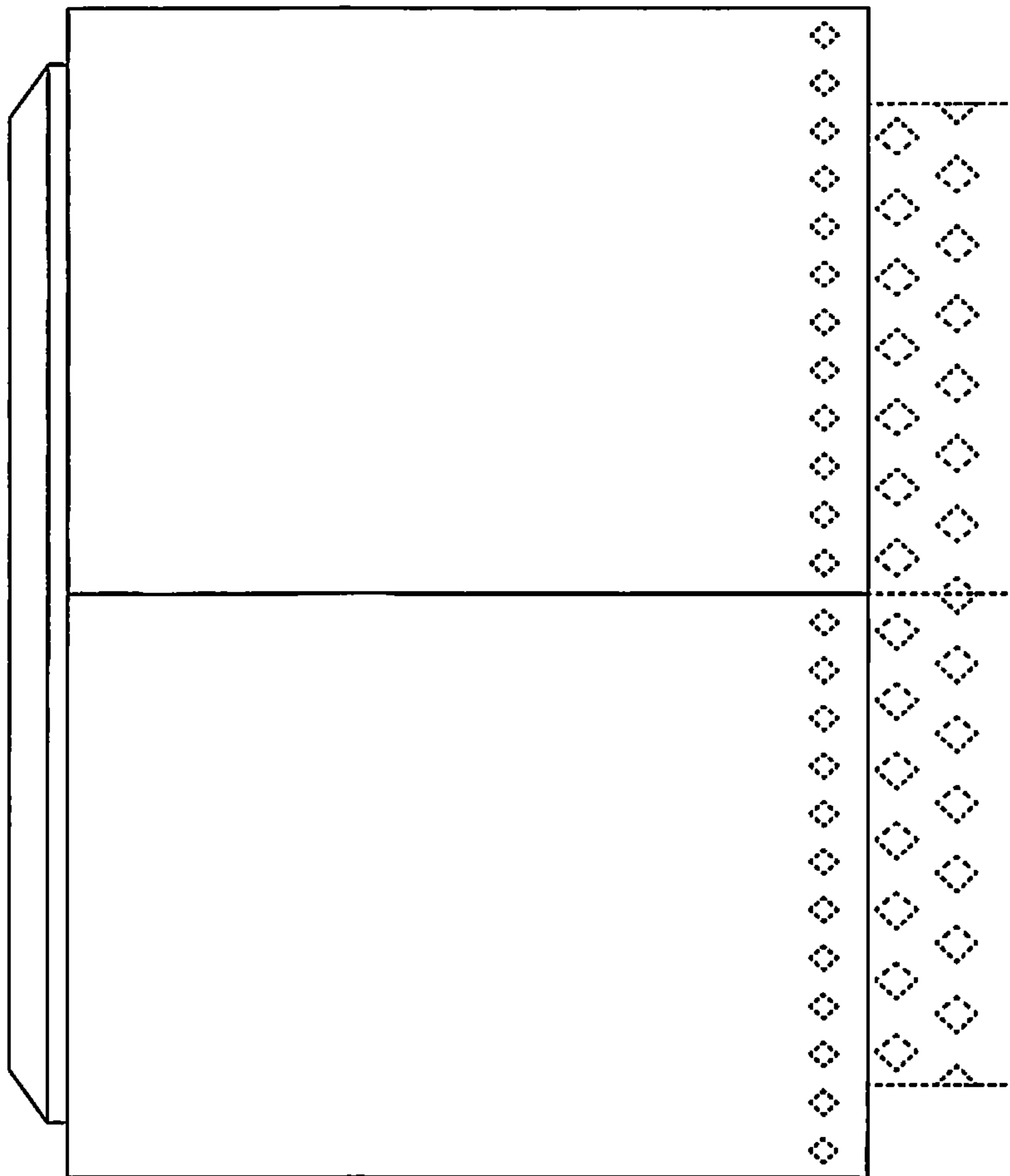


FIG. 2

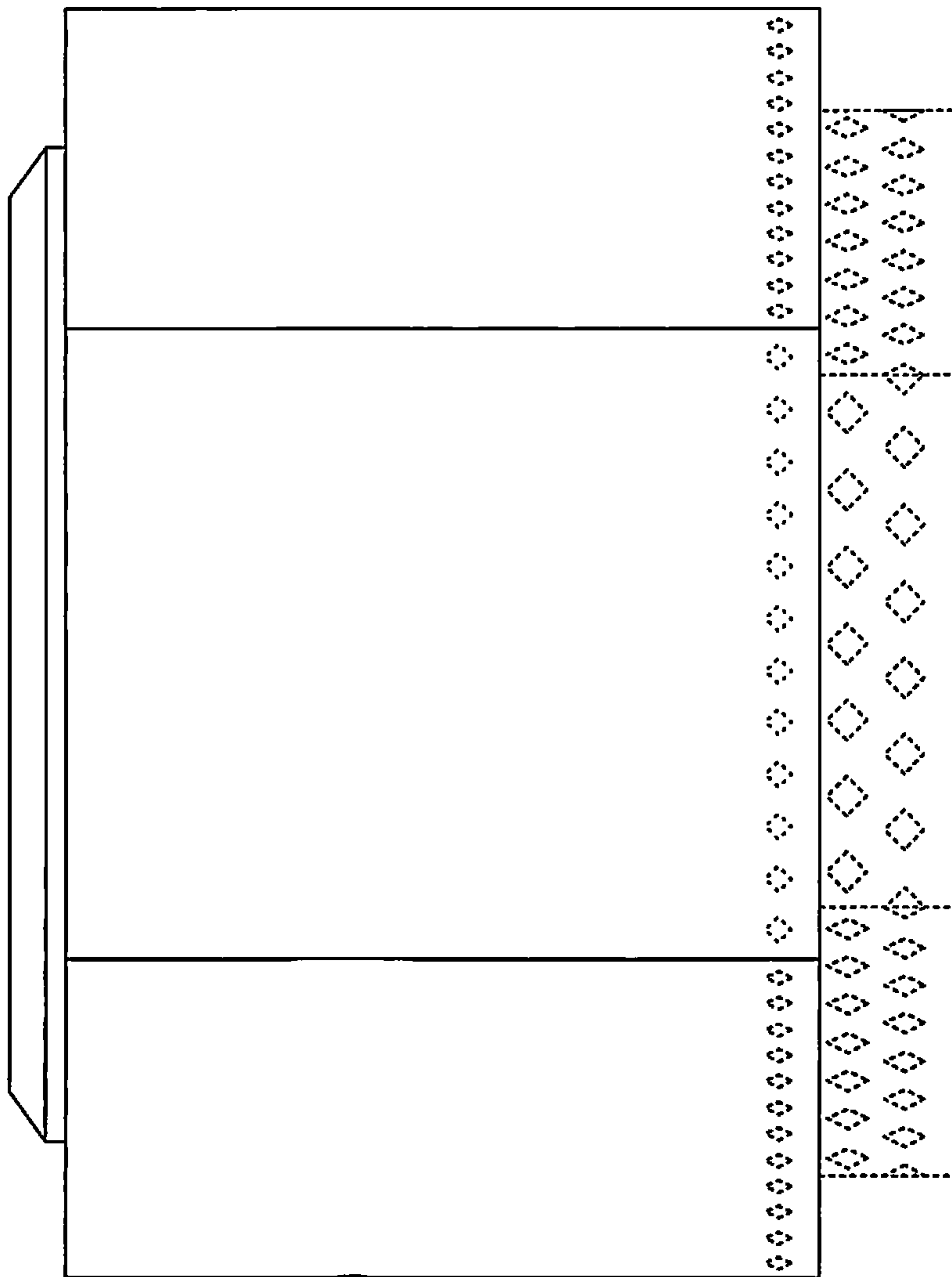


FIG. 3




FIG. 4

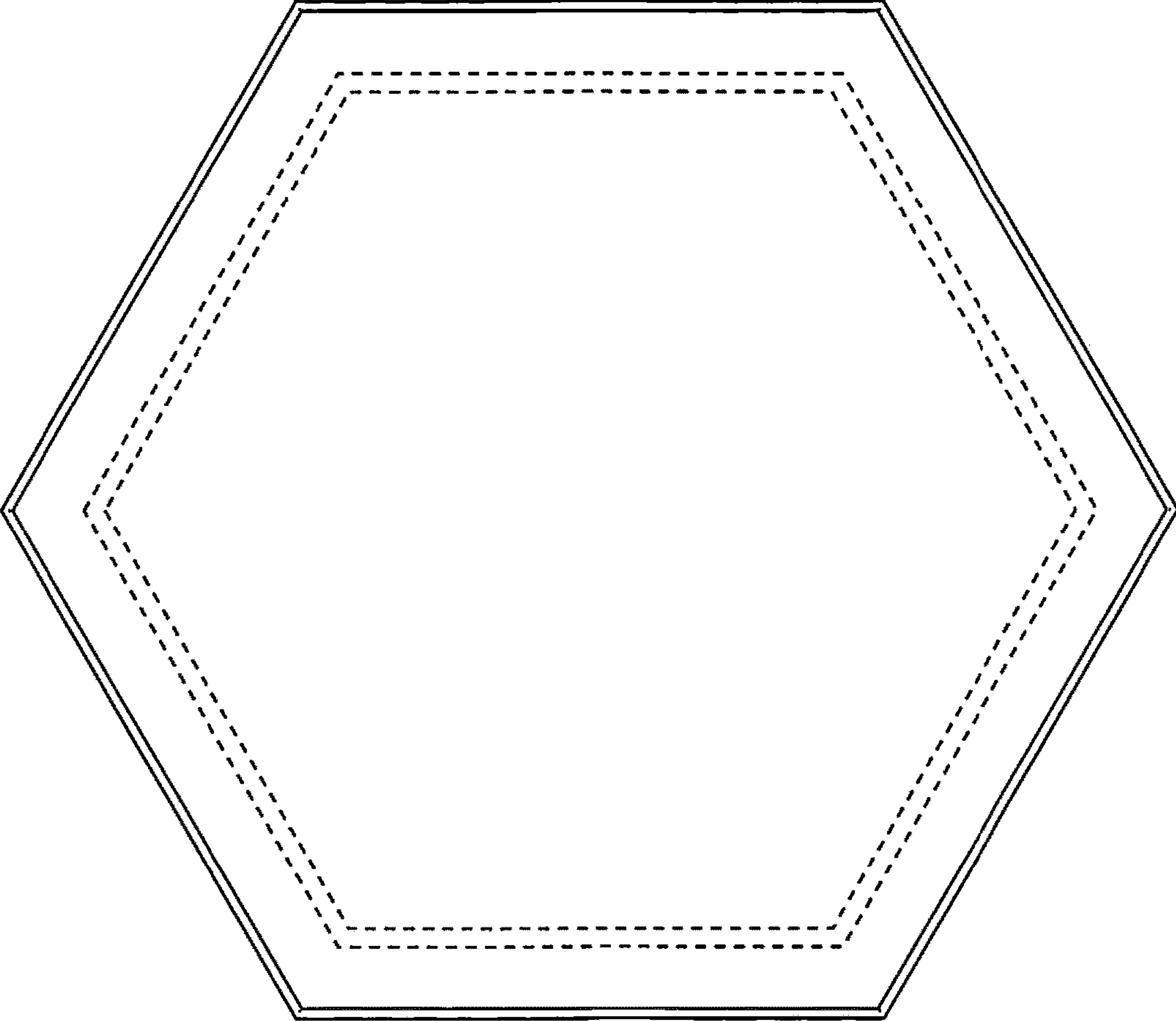


FIG. 5

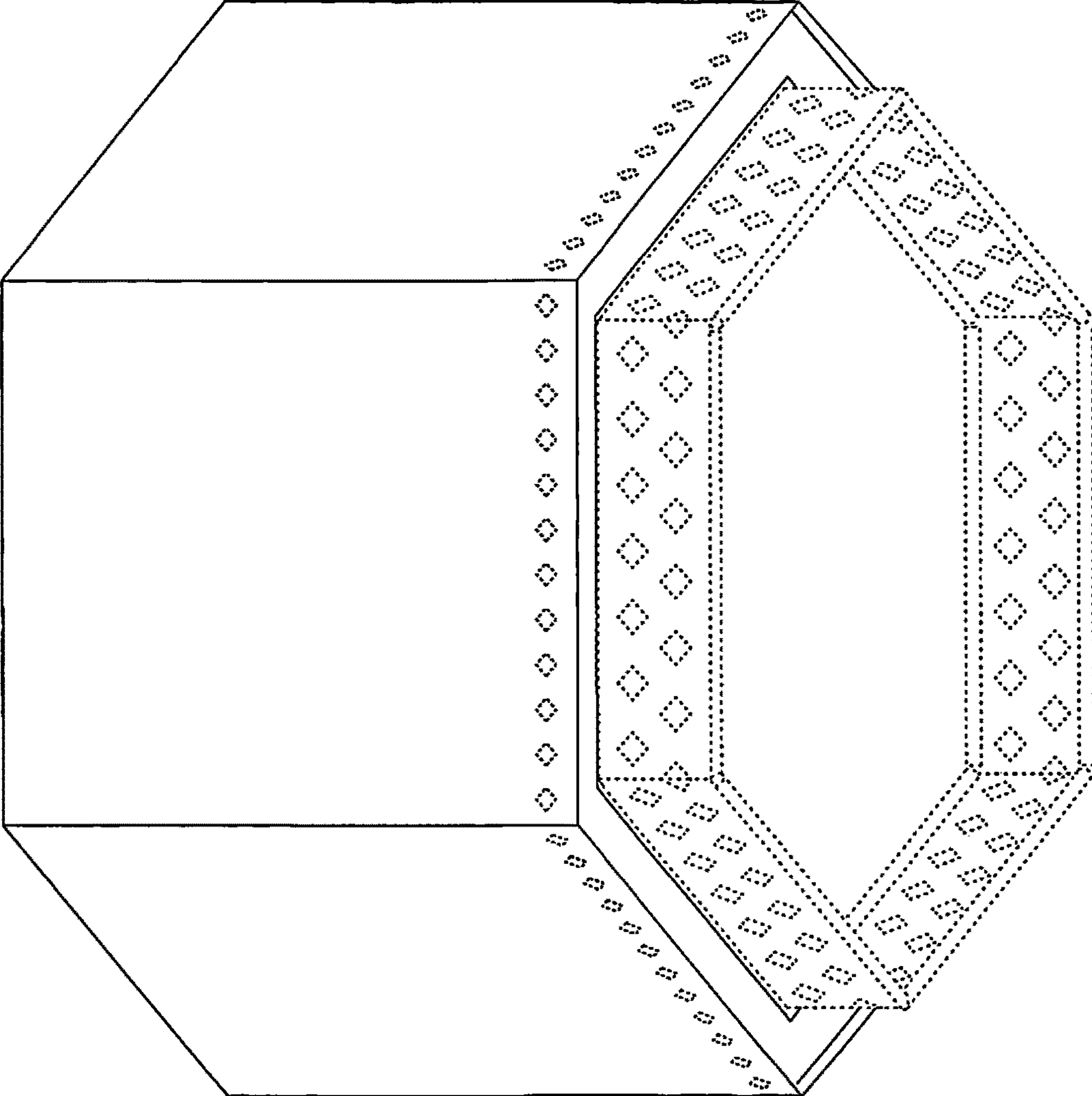


FIG. 6