

US00D965093S

(12) **United States Design Patent**  
**Kojima**

(10) **Patent No.:** **US D965,093 S**

(45) **Date of Patent:** **\*\* Sep. 27, 2022**

(54) **TENT SHEET**

(71) Applicant: **Masaaki Kojima**, Higashiomi (JP)

(72) Inventor: **Masaaki Kojima**, Higashiomi (JP)

(\*\*) Term: **15 Years**

(21) Appl. No.: **29/696,889**

(22) Filed: **Jul. 2, 2019**

(30) **Foreign Application Priority Data**

Jan. 9, 2019 (JP) ..... 2019-000285

(51) **LOC (13) Cl.** ..... **21-04**

(52) **U.S. Cl.**  
USPC ..... **D21/837**

(58) **Field of Classification Search**  
USPC ..... D21/834-839  
CPC ..... E04H 15/00; E04H 15/02; E04H 15/04;  
E04H 15/32; E04H 15/54  
See application file for complete search history.

(56) **References Cited**

**U.S. PATENT DOCUMENTS**

- 363,713 A \* 5/1887 Wirgman ..... E04H 15/48  
135/96
- 1,048,806 A \* 12/1912 Burch ..... E04H 15/04  
5/413 R
- D49,446 S \* 7/1916 Robinson ..... D21/838
- 1,260,612 A \* 3/1918 Whall ..... E04H 15/30  
135/117
- 3,356,098 A \* 12/1967 Krutzikowsky ..... E04H 15/04  
135/117
- 4,198,997 A \* 4/1980 Miller ..... E04H 15/04  
135/117
- D259,653 S \* 6/1981 Day ..... E04H 15/16  
D21/838
- 4,308,883 A \* 1/1982 Malone ..... E04H 15/32  
135/90

- 4,320,542 A \* 3/1982 Cohen ..... E04H 15/04  
5/128
- 5,913,772 A \* 6/1999 Clark ..... E04H 15/04  
5/128
- 6,220,264 B1 \* 4/2001 Newman ..... E04H 15/56  
135/90
- 7,146,996 B1 \* 12/2006 Shires ..... E04H 15/36  
135/117
- 7,841,356 B2 \* 11/2010 Shires ..... E04H 15/42  
135/156
- 8,365,749 B2 \* 2/2013 Overbaugh ..... E04H 15/04  
135/901
- 8,684,020 B1 \* 4/2014 Shires ..... E04H 15/00  
135/97
- D740,905 S \* 10/2015 Cronk ..... E04H 15/04  
D21/834
- 10,934,740 B2 \* 3/2021 Timm ..... E04H 15/54
- 11,008,772 B2 \* 5/2021 Tillotson ..... A45F 3/52

(Continued)

**FOREIGN PATENT DOCUMENTS**

- JP 2007-100459 A 4/2007
- JP 6498854 B1 4/2019

*Primary Examiner* — Cynthia M. Chin

(74) *Attorney, Agent, or Firm* — United IP Counselors, LLC

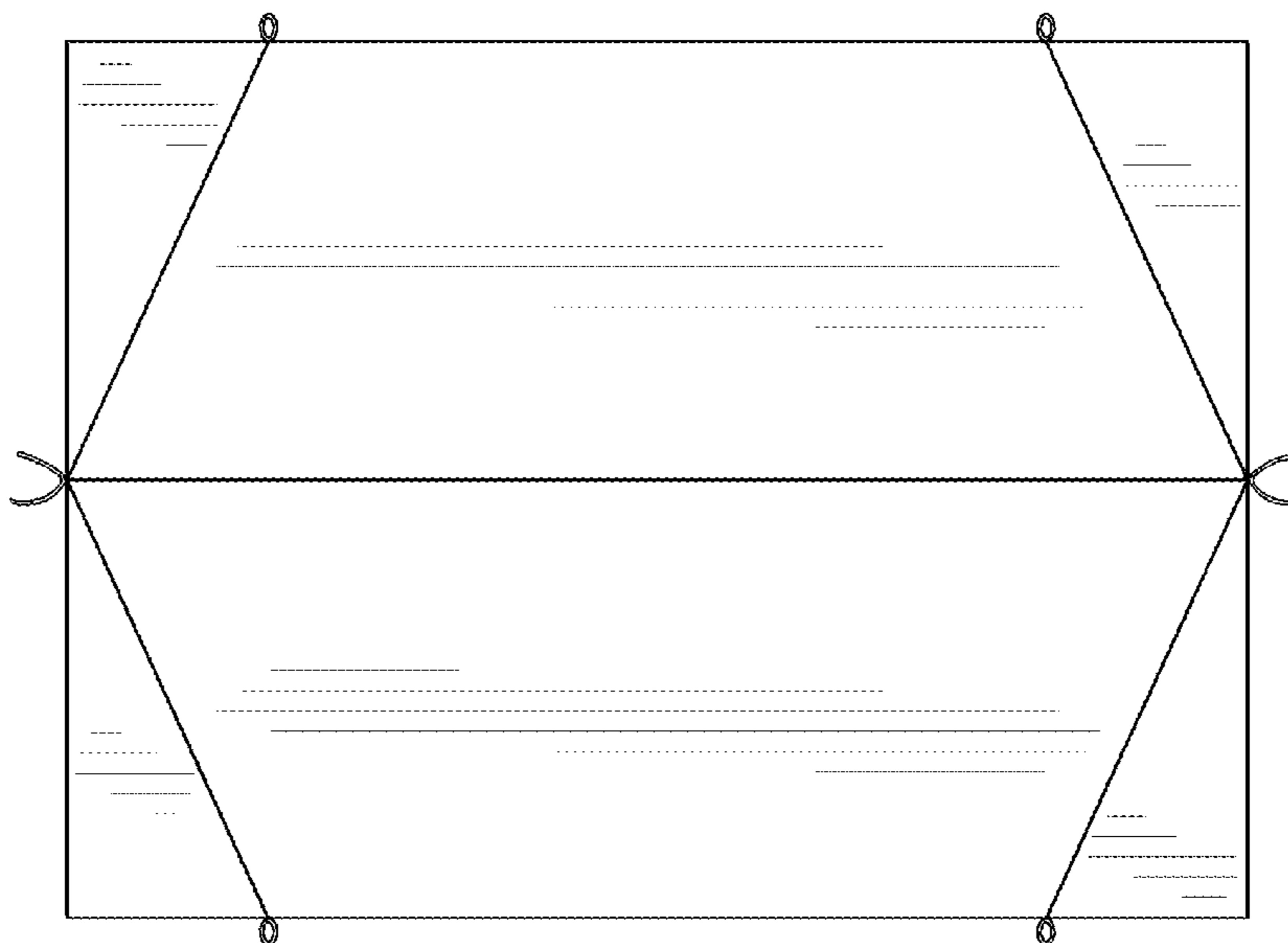
(57) **CLAIM**

The ornamental design for a tent sheet, as shown and described.

**DESCRIPTION**

FIG. 1 is a front view of tent sheet, illustrating my new design;  
FIG. 2 is a rear view of the tent sheet of FIG. 1;  
FIG. 3 is a right view of the tent sheet of FIG. 1;  
FIG. 4 is a left view of the tent sheet of FIG. 1;  
FIG. 5 is a top view of the tent sheet of FIG. 1; and,  
FIG. 6 is a bottom view of the tent sheet of FIG. 1.

**1 Claim, 3 Drawing Sheets**



(56)

**References Cited**

U.S. PATENT DOCUMENTS

D921,147 S \* 6/2021 Brensinger ..... E04H 15/04  
D21/834  
11,060,317 B2 \* 7/2021 Kojima ..... E04H 15/54  
D945,019 S \* 3/2022 Fraser ..... E04H 15/30  
D21/837  
2008/0072944 A1 \* 3/2008 Wu ..... A45F 3/22  
135/90  
2008/0302403 A1 \* 12/2008 Stewart ..... E04H 15/04  
135/114  
2014/0007912 A1 \* 1/2014 Waagmeester ..... E04H 15/16  
135/94  
2014/0014150 A1 \* 1/2014 Horner ..... E04H 15/04  
135/90  
2014/0352842 A1 \* 12/2014 McEvilly ..... E04H 15/04  
141/69  
2016/0121705 A1 \* 5/2016 Taylor-Hughes ..... E04H 15/06  
150/166  
2021/0000245 A1 \* 1/2021 Rodet ..... E04H 15/02

\* cited by examiner



FIG. 1



FIG. 2



FIG. 3



FIG. 4

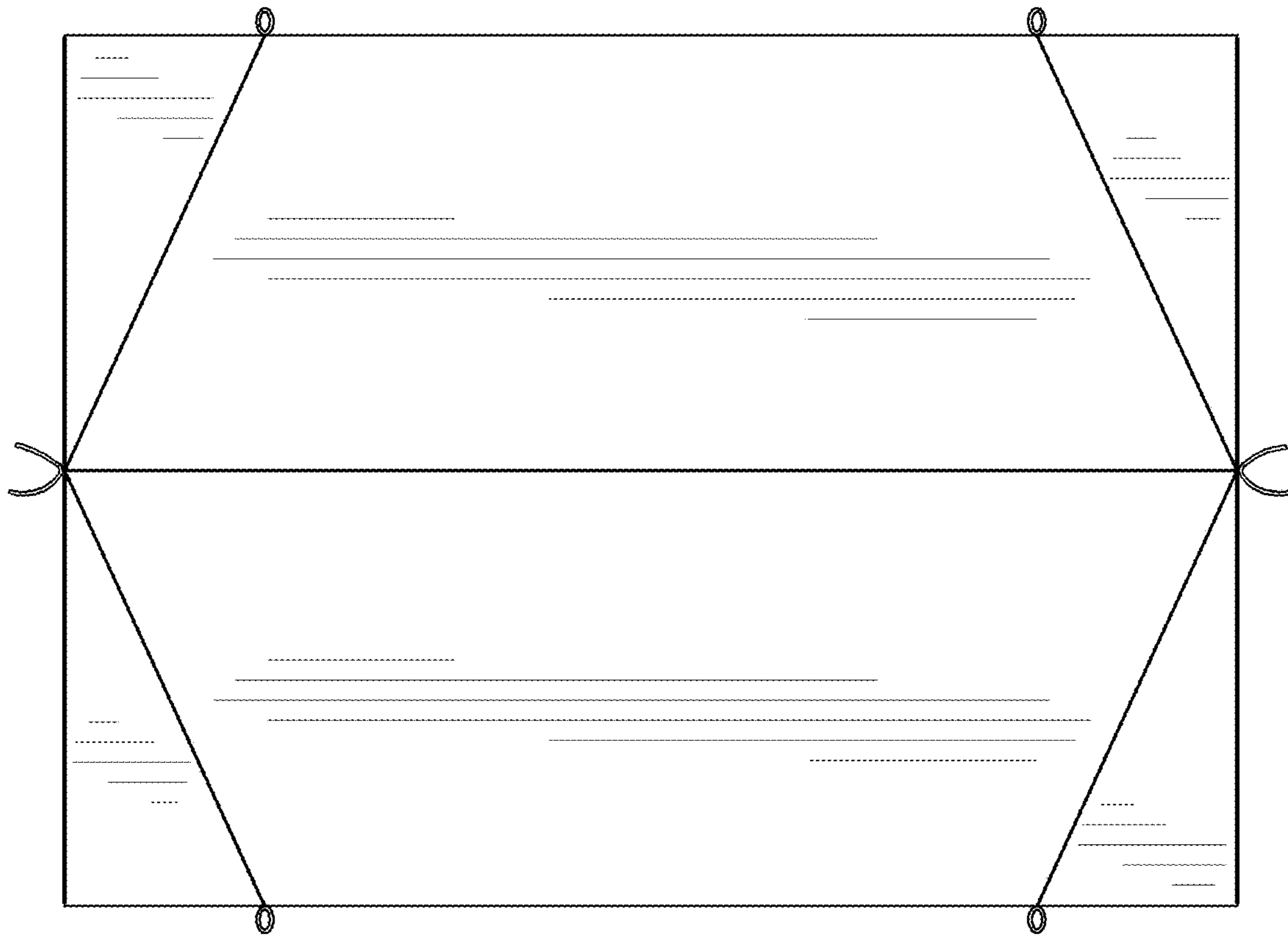


FIG. 5

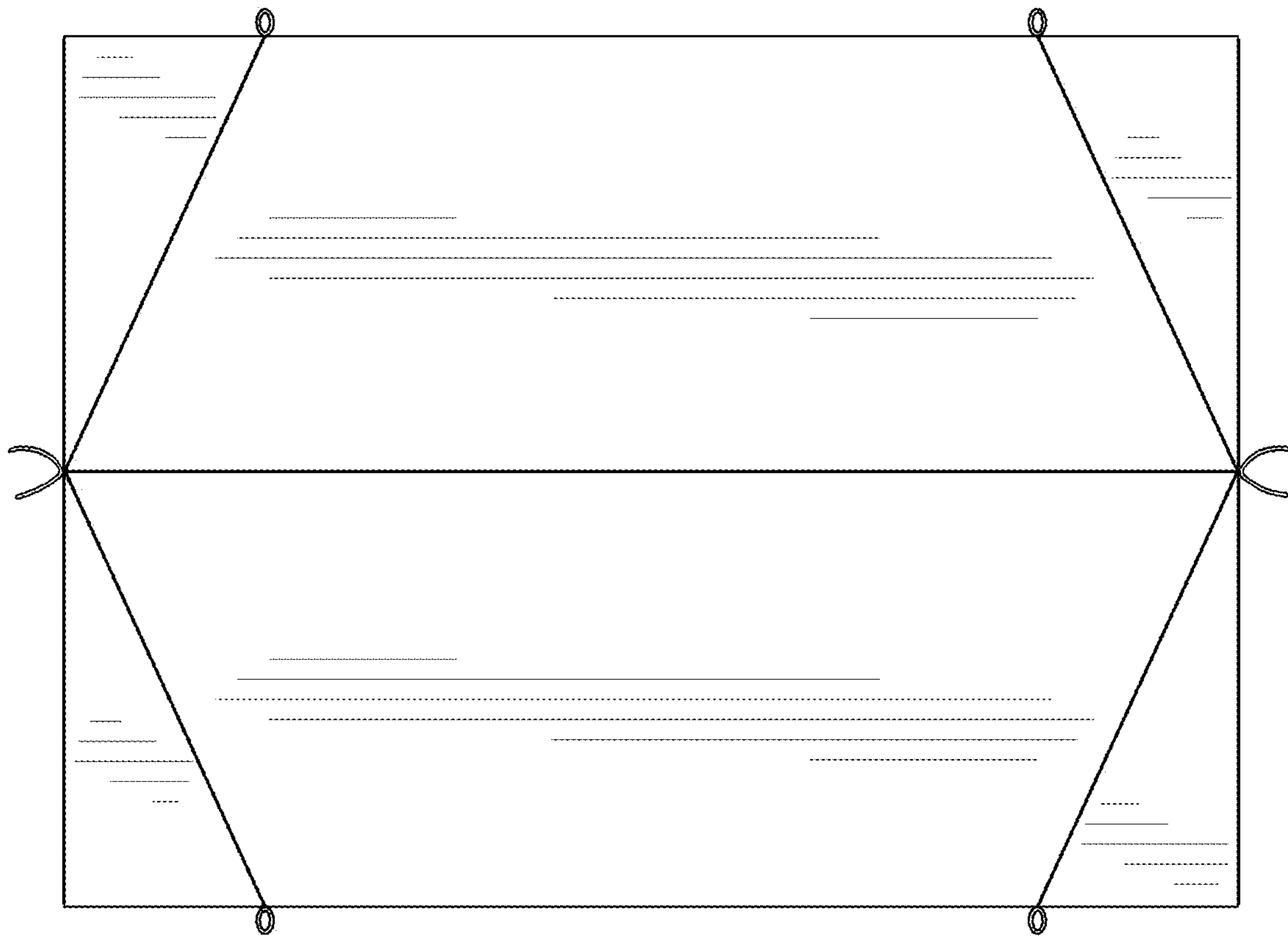


FIG. 6