



US00D965091S

(12) **United States Design Patent**
de Grasse

(10) **Patent No.:** **US D965,091 S**

(45) **Date of Patent:** **** Sep. 27, 2022**

(54) **FLOATING CHAIR**

(71) Applicant: **Aqua-Leisure Industries, Inc.**, Avon,
MA (US)

(72) Inventor: **Scott R. de Grasse**, Marshfield, MA
(US)

(73) Assignee: **Aqua-Leisure Industries, Inc.**

(**) Term: **15 Years**

(21) Appl. No.: **29/762,646**

(22) Filed: **Dec. 17, 2020**

(51) **LOC (13) Cl.** **21-02**

(52) **U.S. Cl.**
USPC **D21/808**; D21/803

(58) **Field of Classification Search**
USPC D21/808, 803, 770, 809, 801
CPC A63B 31/00; A63B 35/00; A63B 69/14;
A47C 15/006
See application file for complete search history.

(56) **References Cited**

U.S. PATENT DOCUMENTS

D293,012 S * 12/1987 Storey D21/809
D501,112 S * 1/2005 Kasatshko D6/604

D658,421 S * 5/2012 Williams D6/604
D831,770 S * 10/2018 Velasquez D21/803
D918,327 S * 5/2021 de Grasse D21/809
D919,730 S * 5/2021 Goldman D21/803
2021/0068550 A1* 3/2021 de Grasse A47C 27/081

* cited by examiner

Primary Examiner — S. Bryan Reinholdt, Jr.

Assistant Examiner — James T Tyree

(74) *Attorney, Agent, or Firm* — Wolf, Greenfield &
Sacks, P.C.

(57) **CLAIM**

The ornamental design for a floating chair, as shown.

DESCRIPTION

FIG. 1 is a perspective view of the floating chair in accordance with my new design.

FIG. 2 is a top plan view thereof.

FIG. 3 is a bottom plan view thereof.

FIG. 4 is a right-side elevation view thereof.

FIG. 5 is a left-side elevation view thereof.

FIG. 6 is a front elevation view thereof; and,

FIG. 7 is a rear elevation view thereof.

The broken lines and the areas within them in FIGS. 1 and 2 depict portions of the floating chair that form no part of the claimed design.

1 Claim, 5 Drawing Sheets

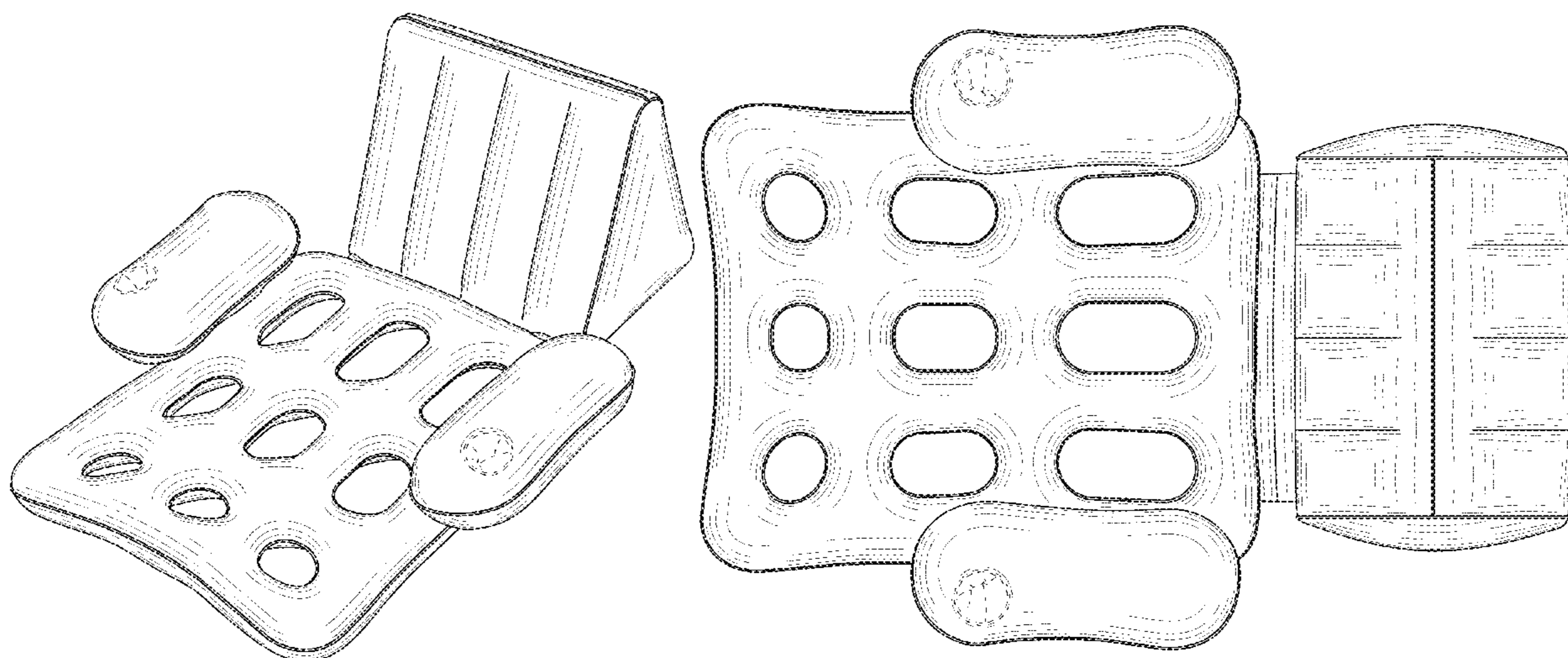
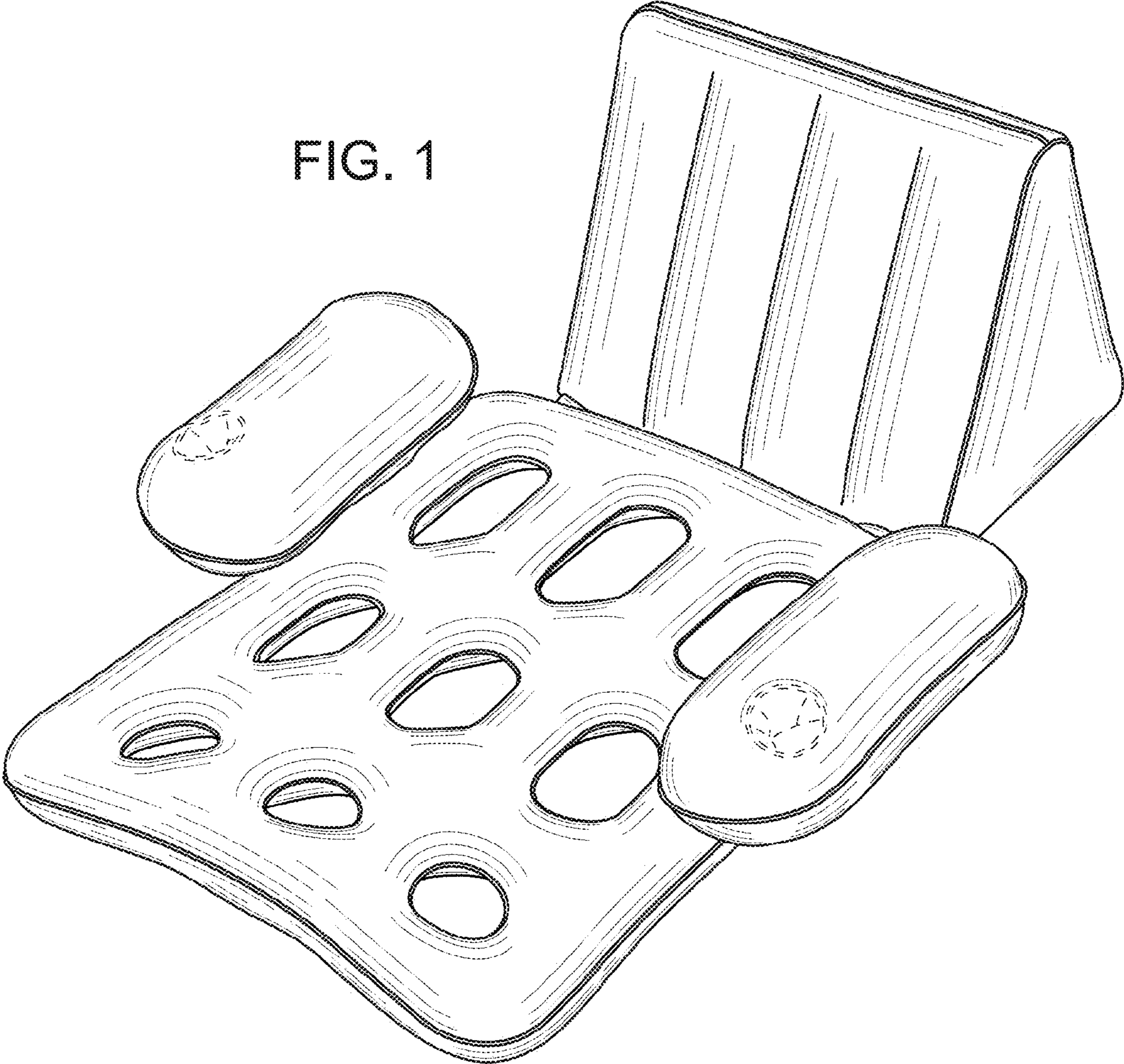


FIG. 1



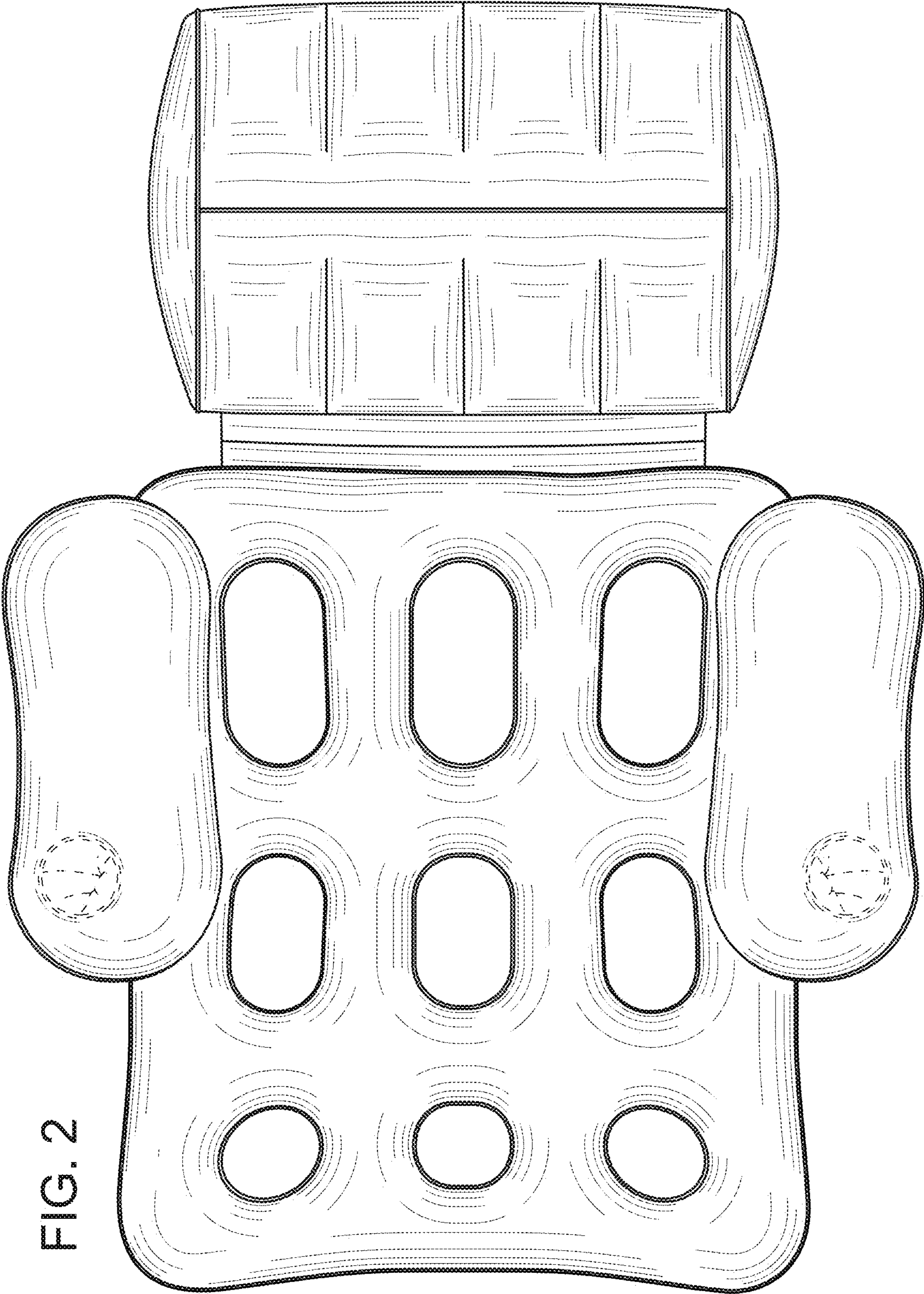


FIG. 2

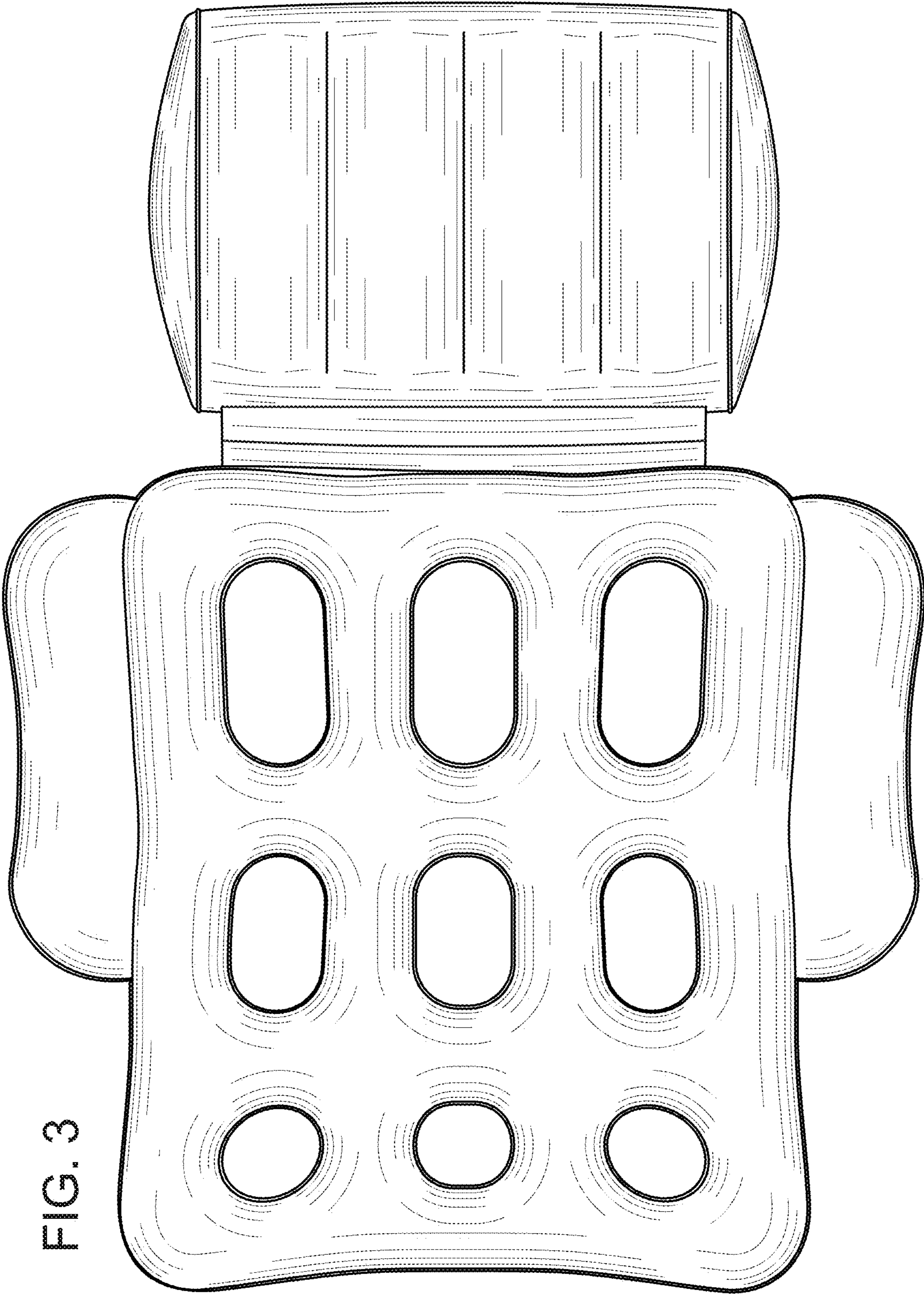


FIG. 3

FIG. 4

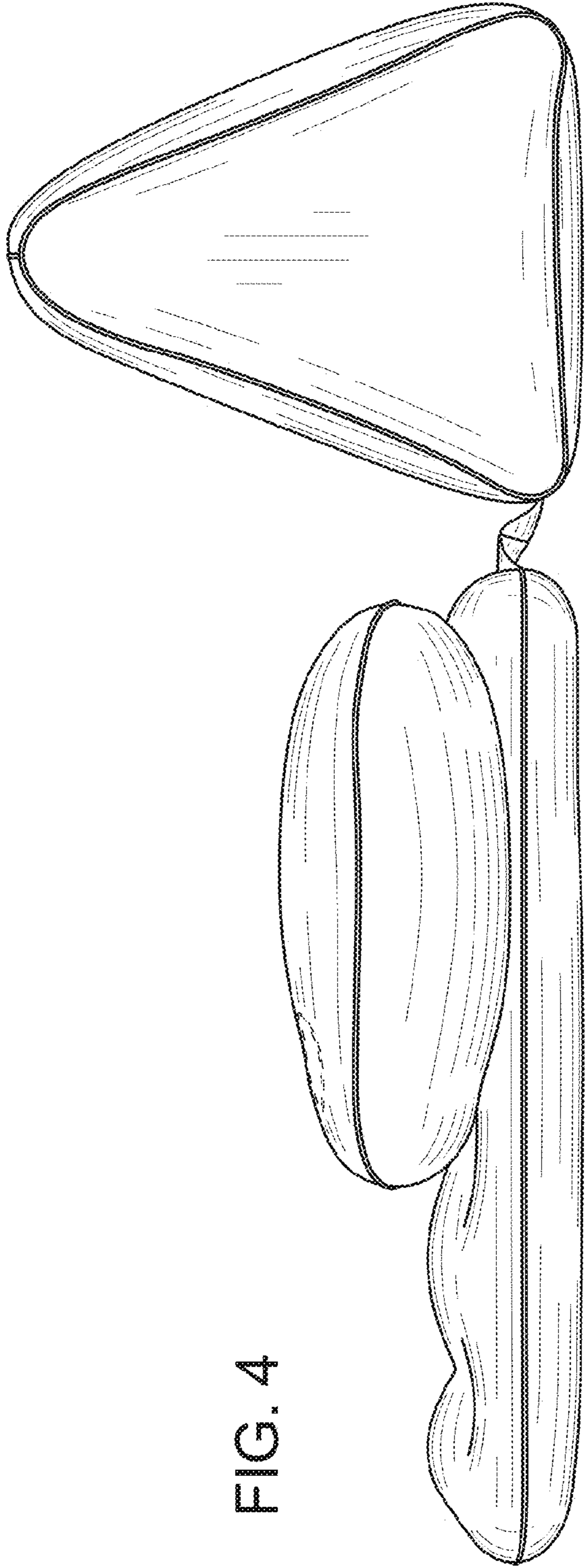


FIG. 5



FIG. 6




FIG. 7

