



US00D965088S

(12) **United States Design Patent** (10) **Patent No.:** **US D965,088 S**
Fan (45) **Date of Patent:** **** Sep. 27, 2022**

(54) **YOGA MAT**
(71) Applicant: **CHONGQING SILAN INNOVATION TECHNOLOGY CO., LTD.**,
Chongqing (CN)

(72) Inventor: **Meiqi Fan**, Shenzhen (CN)

(73) Assignee: **CHONGQING SILAN INNOVATION TECHNOLOGY CO., LTD.**,
Chongqing (CN)

(**) Term: **15 Years**

(21) Appl. No.: **29/776,837**

(22) Filed: **Apr. 1, 2021**

(51) **LOC (13) Cl.** **21-02**

(52) **U.S. Cl.**
USPC **D21/686**; D6/582

(58) **Field of Classification Search**
USPC D6/601, 691.4, 375, 334, 361, 349, 596,
D6/588, 587, 585, 584, 583, 582, 367,
D6/604, 597, 691.3, 691.8, 374;
D21/686, 687, 662, 797, 688, 484, 671,
D21/690, 792, 780, 698, 500, 501, 499;
D12/410, 203; D5/28, 37, 39, 43, 55, 57,
D5/58, 60, 63, 65
CPC A47G 27/0206; A47G 27/0212; A47G
27/0218; A47G 27/0225; A47G 27/0237;
A47G 27/0293; A47G 11/00; A47K 7/026
See application file for complete search history.

(56) **References Cited**

U.S. PATENT DOCUMENTS

D671,784 S * 12/2012 Gallie, II D6/582
D701,062 S * 3/2014 Kinsella D6/582
9,015,881 B2 * 4/2015 Kress A47G 9/062
D739,161 S * 9/2015 Seymour D6/582
D763,011 S * 8/2016 Calkins D6/582
D782,585 S * 3/2017 Bertocello D21/686

D793,766 S * 8/2017 Weng D6/582
D798,632 S * 10/2017 Wilczek D6/582
D807,077 S 1/2018 Springer
D811,773 S * 3/2018 Yang D6/582
D829,148 S * 9/2018 Joyce D12/608
D835,433 S * 12/2018 Moore D6/608
D837,564 S * 1/2019 Sheydin D6/582

(Continued)

FOREIGN PATENT DOCUMENTS

CN 305961798 * 8/2020
CN 305986606 * 8/2020

OTHER PUBLICATIONS

“Manduka Yoga Mat Review”, Jul. 7, 2018, Youtube, site visited
Jul. May 21, 2022: https://www.youtube.com/watch?v=Gnkp2RfER_1 (Year: 2018).*

(Continued)

Primary Examiner — Jack Reickel
Assistant Examiner — Salamah Jordan


(57) **CLAIM**

The ornamental design for a yoga mat, as shown and described.

DESCRIPTION

FIG. 1 is a perspective view of a yoga mat showing my new design;
FIG. 2 is another perspective view thereof;
FIG. 3 is a front elevational view thereof;
FIG. 4 is a rear elevational view thereof;
FIG. 5 is a left side elevational view thereof;
FIG. 6 is a right side elevational view thereof;
FIG. 7 is a top plan view thereof;
FIG. 8 is a bottom plan view thereof;
FIG. 9 is an enlarged view of portion 9 shown in FIG. 3; and,
FIG. 10 is an enlarged view of portion 10 shown in FIG. 4.

1 Claim, 10 Drawing Sheets



(56)

References Cited

U.S. PATENT DOCUMENTS

D840,717 S * 2/2019 Lu D6/582
D846,665 S * 4/2019 DeRaimo D21/686
D878,498 S * 3/2020 Mangum D6/582
D891,815 S * 8/2020 Tang D6/588
D905,469 S 12/2020 Raggio Ulate
D927,613 S * 8/2021 Ryan D21/688
D954,863 S * 6/2022 Rice D21/686
D955,143 S * 6/2022 Bernstein D6/592
2015/0328495 A1* 11/2015 Soba A63B 21/4037
2016/0059066 A1* 3/2016 Willis A63B 21/4037
2016/0129300 A1* 5/2016 Moore B32B 7/05
2019/0134484 A1* 5/2019 Bova A63B 71/0036
2019/0247706 A1* 8/2019 Brooks A63B 21/4037

OTHER PUBLICATIONS

“Find Your Soul Mat”, Oct. 13, 2017, Youtube, site visited Jul. May 21, 2022: <https://www.youtube.com/watch?v=onfsTdy23DM> (Year: 2017).*

“Jels Extra Thick Yoga Mat”, Sep. 10, 2019, Amazon, site visited Jul. 21, 2022: <https://amzn.to/3B5gyzJ> (Year: 2019).*

* cited by examiner



FIG. 1




FIG. 2





FIG. 3



10

FIG. 4



FIG. 5



FIG. 6



FIG. 7



FIG. 8




FIG. 9




FIG. 10