



US00D965085S

(12) **United States Design Patent** (10) **Patent No.:** **US D965,085 S**
Cao (45) **Date of Patent:** **** Sep. 27, 2022**

(54) **TWIST HAND EXERCISER BAR**

- (71) Applicant: **Yiwu Quanren Trading Co., Ltd.**,
Yiwu (CN)
- (72) Inventor: **Beihuang Cao**, Yiwu (CN)
- (73) Assignee: **Yiwu Quanren Trading Co., Ltd.**,
Yiwu (CN)
- (**) Term: **15 Years**
- (21) Appl. No.: **29/814,107**
- (22) Filed: **Nov. 3, 2021**
- (51) **LOC (13) Cl.** **21-02**
- (52) **U.S. Cl.**
USPC **D21/684**
- (58) **Field of Classification Search**
USPC D21/686, 662, 679, 694, 797, 673, 670,
D21/665, 687, 682, 692, 684, 677
See application file for complete search history.

(56) **References Cited**

U.S. PATENT DOCUMENTS

D428,946 S *	8/2000	Boorstein	D21/679
D546,402 S *	7/2007	Sonnier	D21/694
D639,442 S *	6/2011	Chandler	A45D 44/22
				D24/190
D692,569 S *	10/2013	Samurin	D24/214
D777,850 S *	1/2017	Kaye	D21/692
D884,097 S *	5/2020	Ameri	D21/694
D897,551 S *	9/2020	Nasta	D24/211
D930,765 S	9/2021	Ehtesham		
D934,355 S *	10/2021	Behar	D21/679
D934,356 S *	10/2021	Behar	D21/679
2009/0239719 A1 *	9/2009	Patti	A63B 21/0726
				482/107

OTHER PUBLICATIONS

Yamyshine, announced 2020 [online], [site visited Jun. 29, 2022], Available on internet, URL:https://www.amazon.com/Yamyshine-Forearm-Exerciser-Training-Strength/dp/B08GYJZRP5/ref (Year: 2020).*

A2zcare store, announced 2017 [online], [site visited Jun. 29, 2022], Available on internet, URL:https://www.amazon.com/dp/B07TS2V648/ref (Year: 2017).*

* cited by examiner

Primary Examiner — Khawaja Anwar
Assistant Examiner — Julice Seung Eun Oum
 (74) *Attorney, Agent, or Firm* — ScienBiziP, P.C.

(57) **CLAIM**

The ornamental design for a twist hand exerciser bar, as shown and described.

DESCRIPTION

FIG. 1 is a front, left and top perspective view of a twist hand exerciser bar, showing my design.

FIG. 2 is a rear, right and bottom perspective view thereof.

FIG. 3 is a front elevation view thereof.

FIG. 4 is a rear elevation view thereof.

FIG. 5 is a left side elevation view thereof.

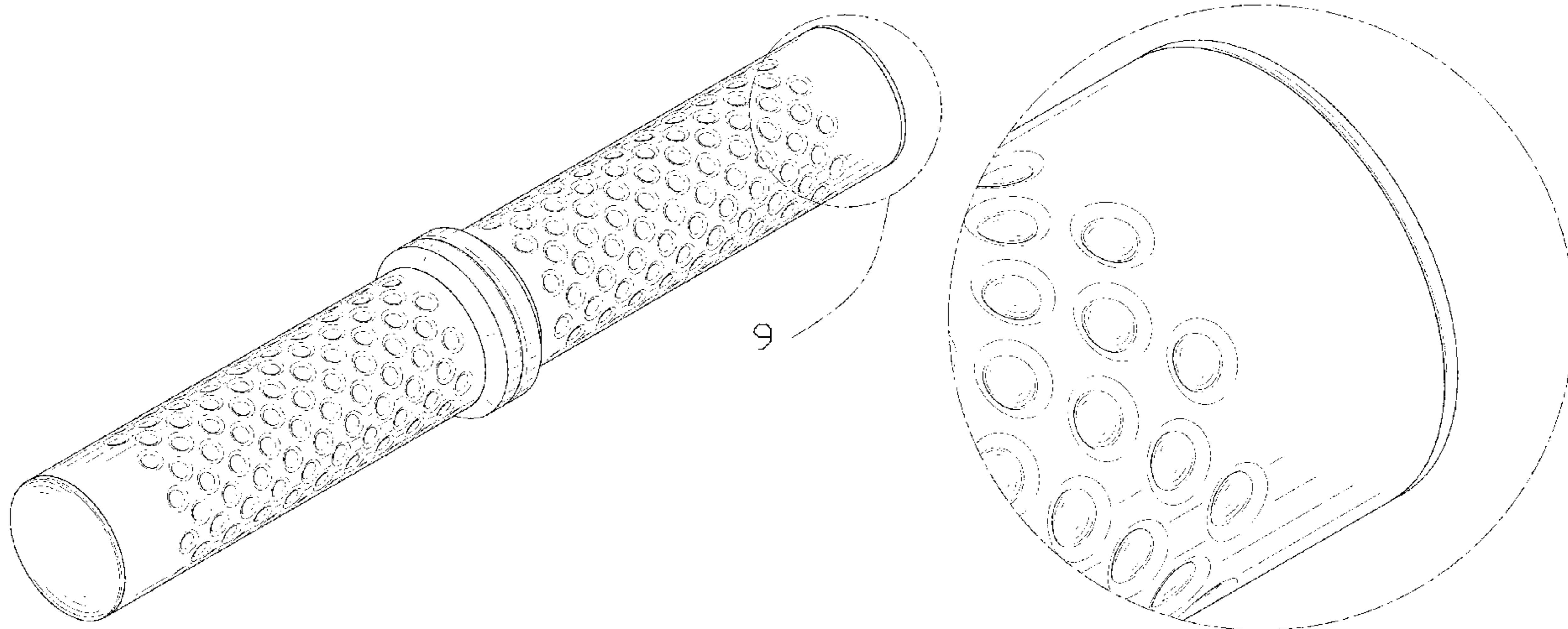
FIG. 6 is a right side elevation view thereof.

FIG. 7 is a top plan view thereof.

FIG. 8 is a bottom plan view thereof; and,

FIG. 9 is a partial enlarged view of an area labeled 9 in FIG. 1 comprising an end of the twist hand exerciser bar.

1 Claim, 9 Drawing Sheets



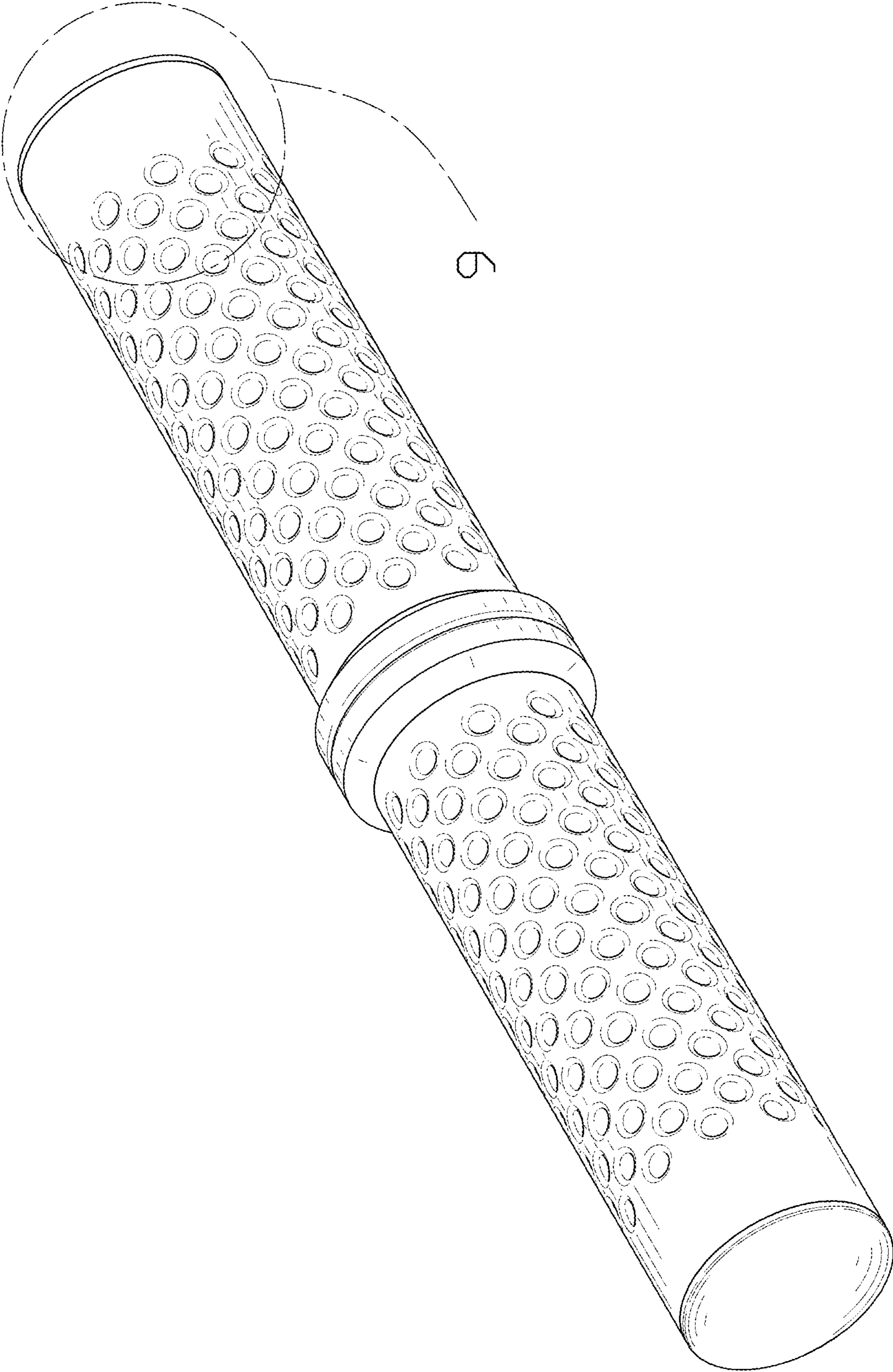


FIG. 1




FIG. 2

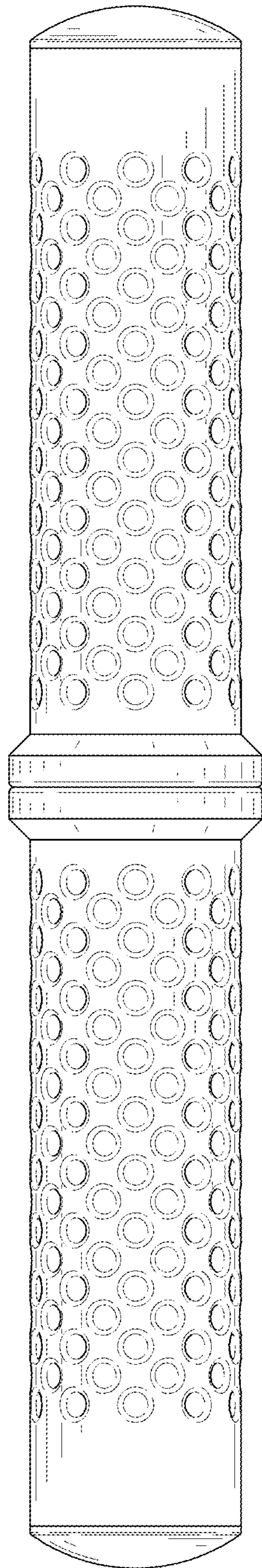


FIG. 3

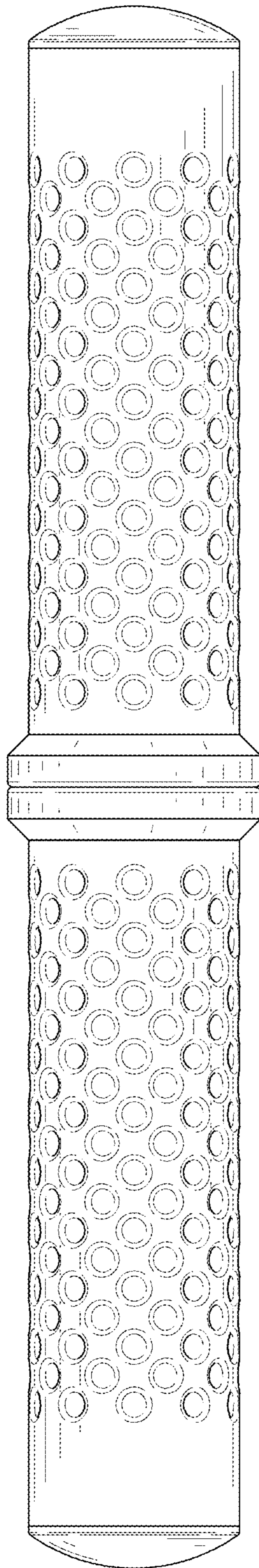


FIG. 4

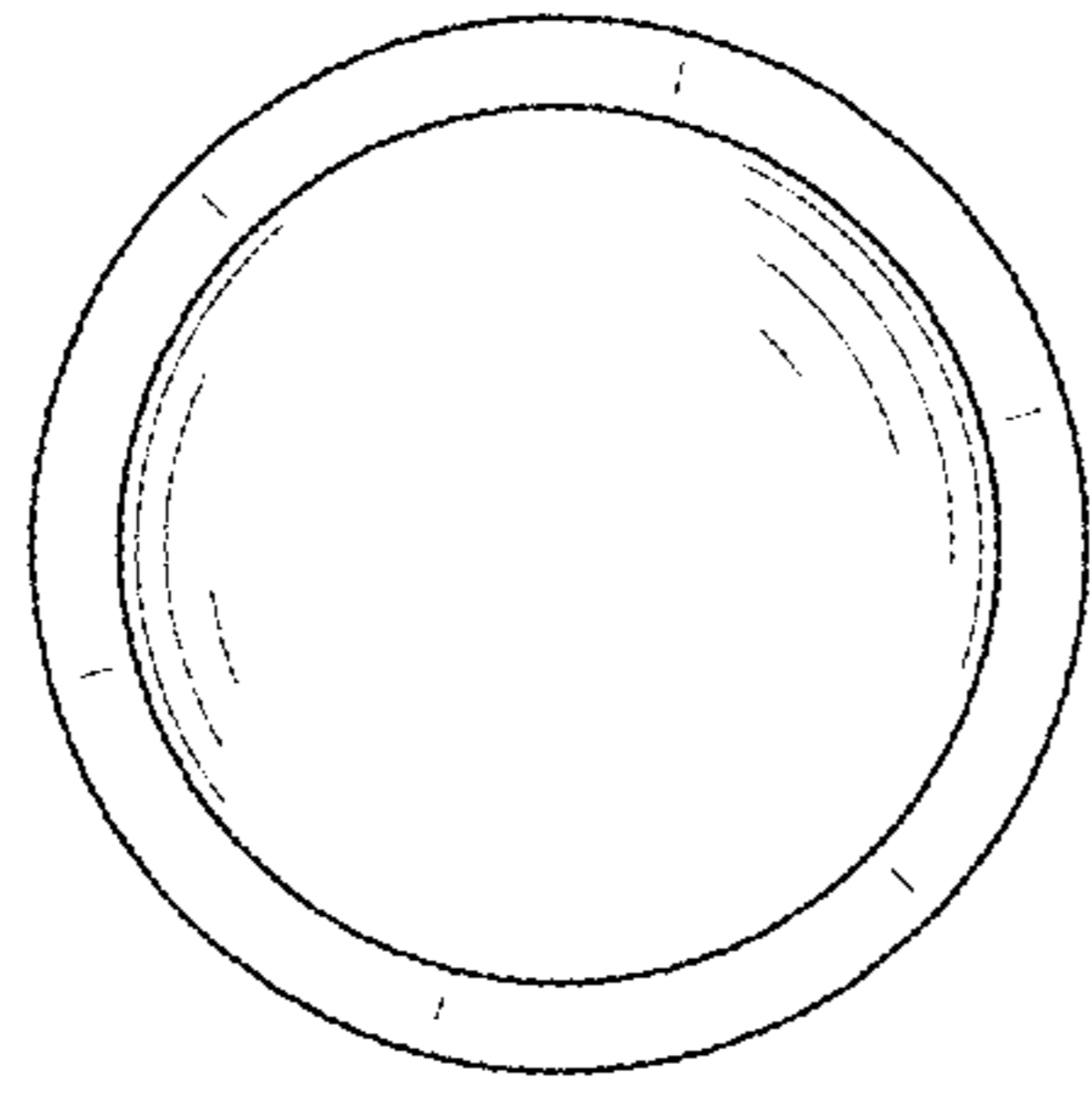


FIG. 5

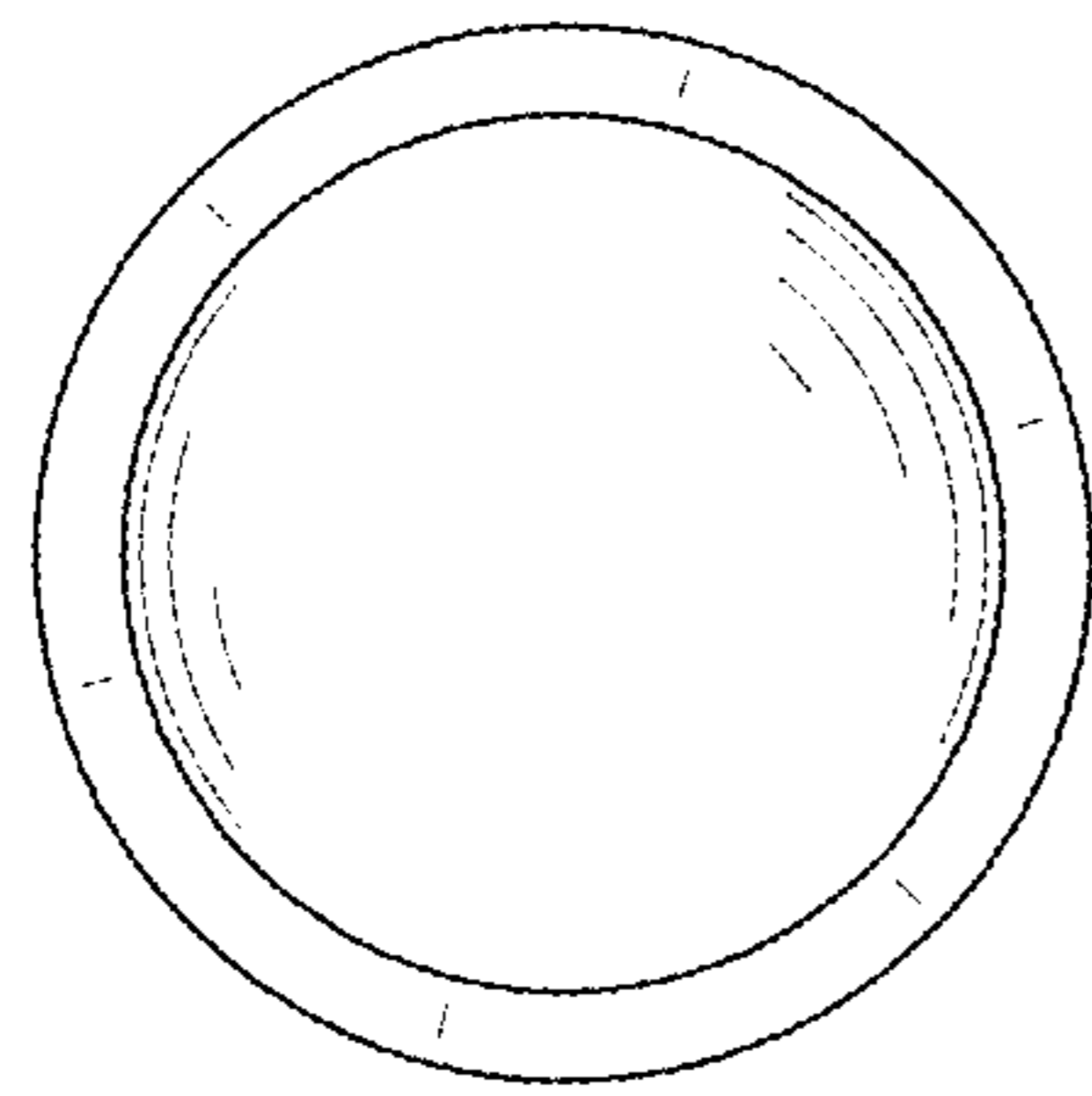


FIG. 6

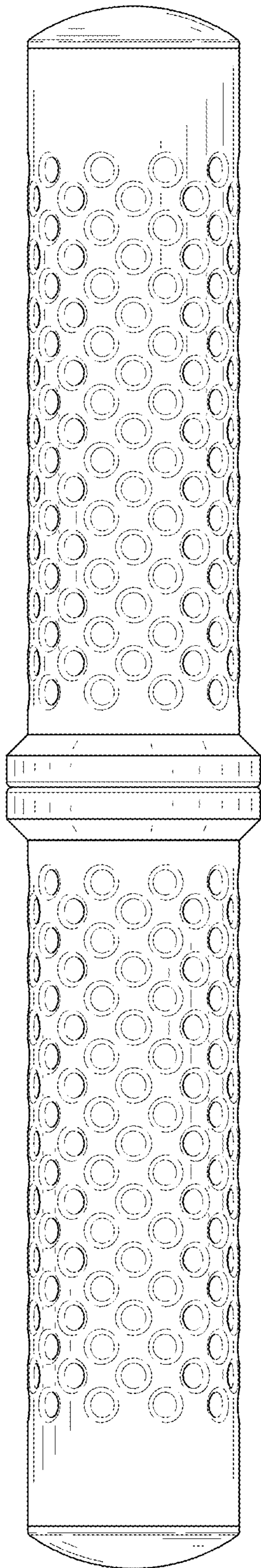


FIG. 7

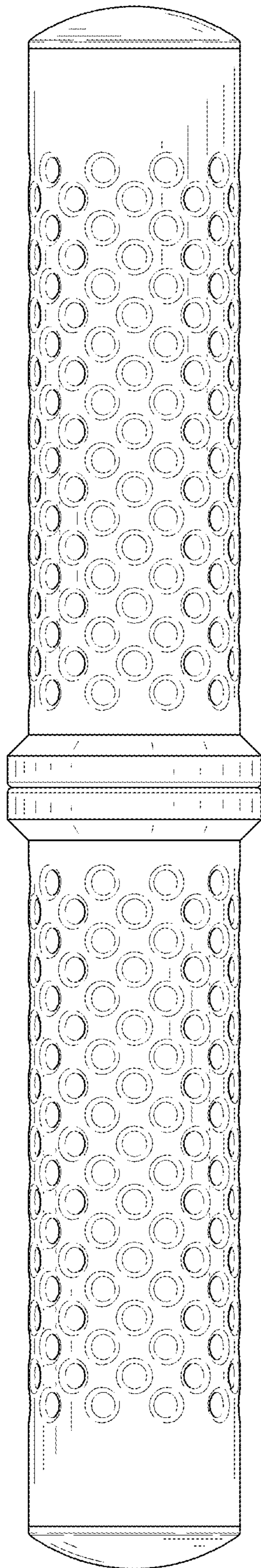


FIG. 8

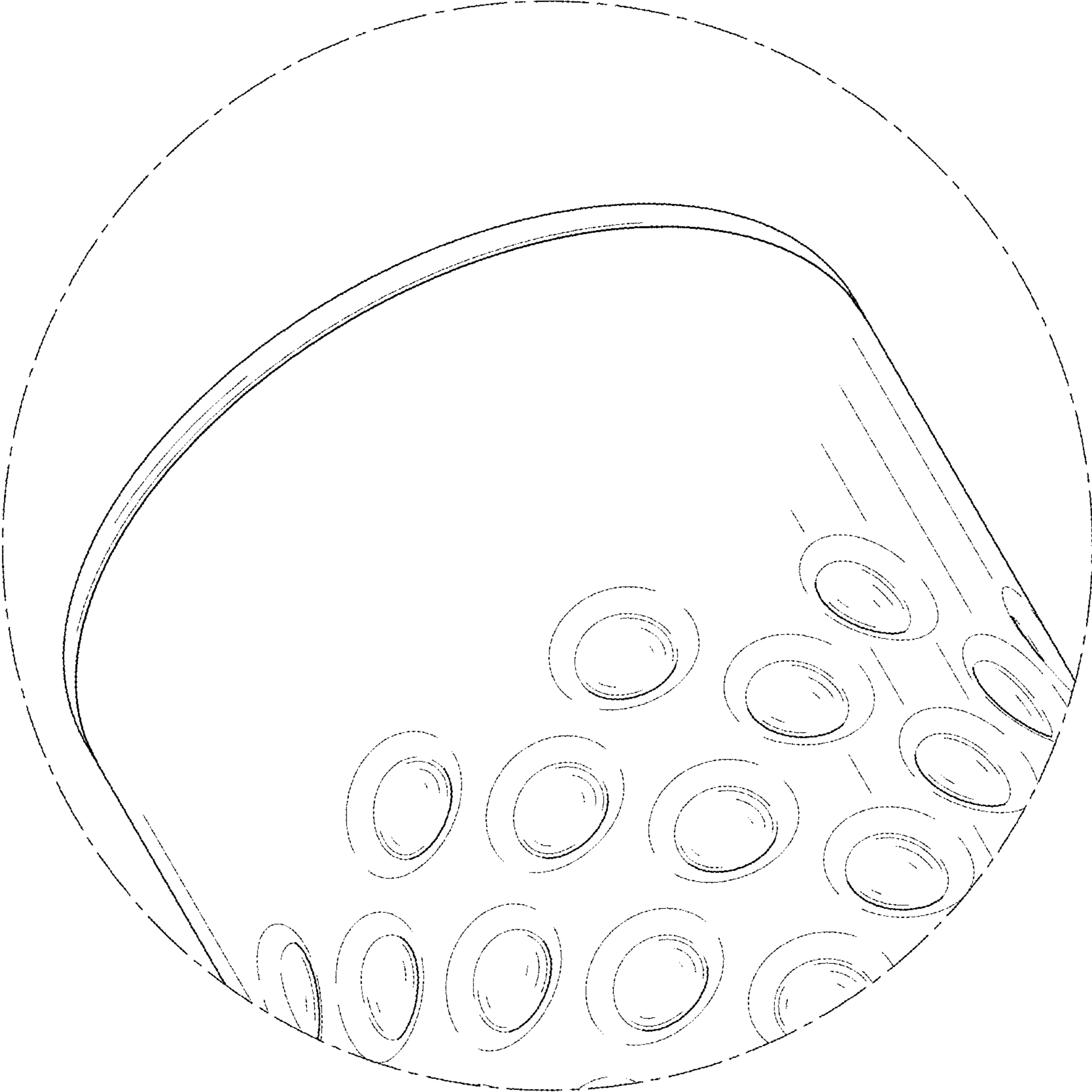


FIG. 9