



US00D965038S

(12) **United States Design Patent** (10) **Patent No.:** **US D965,038 S**  
**Wu** (45) **Date of Patent:** **\*\* Sep. 27, 2022**

(54) **ICE MOLD**  
(71) Applicant: **Xiu Wu**, Shenzhen (CN)  
(72) Inventor: **Xiu Wu**, Shenzhen (CN)  
(\*\*) Term: **15 Years**  
(21) Appl. No.: **29/864,304**  
(22) Filed: **May 19, 2022**  
(51) **LOC (13) Cl.** ..... **15-07**  
(52) **U.S. Cl.**  
USPC ..... **D15/90**  
(58) **Field of Classification Search**  
USPC ..... D15/79-91  
CPC .. F25D 11/00; F25D 17/065; F25D 2325/022;  
F25D 23/069; F25D 25/025; F25D 11/02;  
F25D 17/062; F25D 21/12; F25D 21/125;  
F25D 21/14; F25D 2317/061; F25D  
2317/067; F25D 2323/021; F25D  
2323/024; F25D 23/028; F25D 23/04;  
F25D 23/066; F25D 23/085; F25D  
23/087; F25D 23/126; F25D 2400/02;  
F25D 2400/06; F25D 2400/361; F25D  
2400/40; F25D 25/005; F25D 25/02;  
F25D 2600/02; F25D 2700/02; F25D  
2700/12; F25D 2700/121; F25D 2700/14;  
F25D 29/00  
See application file for complete search history.

D605,208 S \* 12/2009 Shoukyu ..... D15/90  
D625,344 S \* 10/2010 Sicurelli ..... D15/90  
D631,757 S \* 2/2011 Kerr ..... D9/756  
D640,564 S \* 6/2011 Kerr ..... D9/756  
D654,517 S \* 2/2012 Merritt ..... D15/90  
D676,470 S \* 2/2013 Norin ..... D15/90  
D695,134 S \* 12/2013 Priebe ..... D9/732  
D706,316 S 6/2014 Hoyord et al.  
D720,783 S 1/2015 Yang et al.  
D915,475 S \* 4/2021 Wu ..... D15/90  
D942,514 S \* 2/2022 Kim ..... D15/90  
D946,063 S \* 3/2022 Haley ..... D15/90  
D947,258 S \* 3/2022 Koball ..... D15/90  
D951,307 S \* 5/2022 Wu ..... D15/90  
D954,768 S \* 6/2022 Koball ..... D15/90

\* cited by examiner

*Primary Examiner* — Khawaja Anwar

(57) **CLAIM**

The ornamental design for an ice mold, as shown and described.

**DESCRIPTION**


FIG. 1 is a perspective view of an ice mold showing my design;  
FIG. 2 is another perspective view thereof;  
FIG. 3 is a front elevation view thereof;  
FIG. 4 is a back elevation view thereof;  
FIG. 5 is a left side view thereof;  
FIG. 6 is a right side view thereof;  
FIG. 7 is a top plan view thereof; and,  
FIG. 8 is a bottom plan view thereof.  
The evenly broken lines where present illustrate portions of the ice mold that form no part of the claimed design.

(56) **References Cited**

**U.S. PATENT DOCUMENTS**

D513,019 S 12/2005 Lion et al.  
D586,830 S \* 2/2009 de Groote ..... D15/90

**1 Claim, 8 Drawing Sheets**






FIG. 1

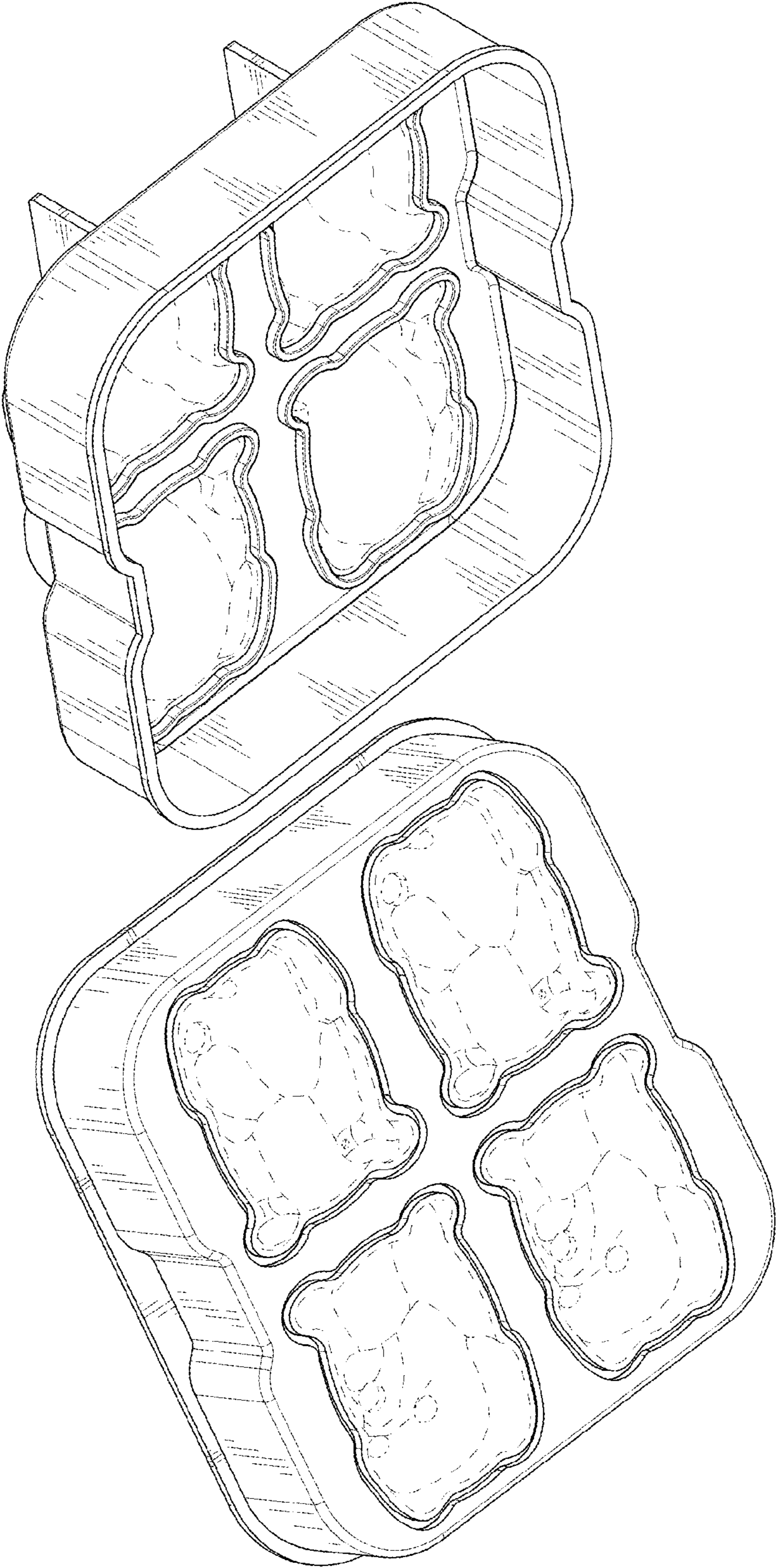


FIG. 2

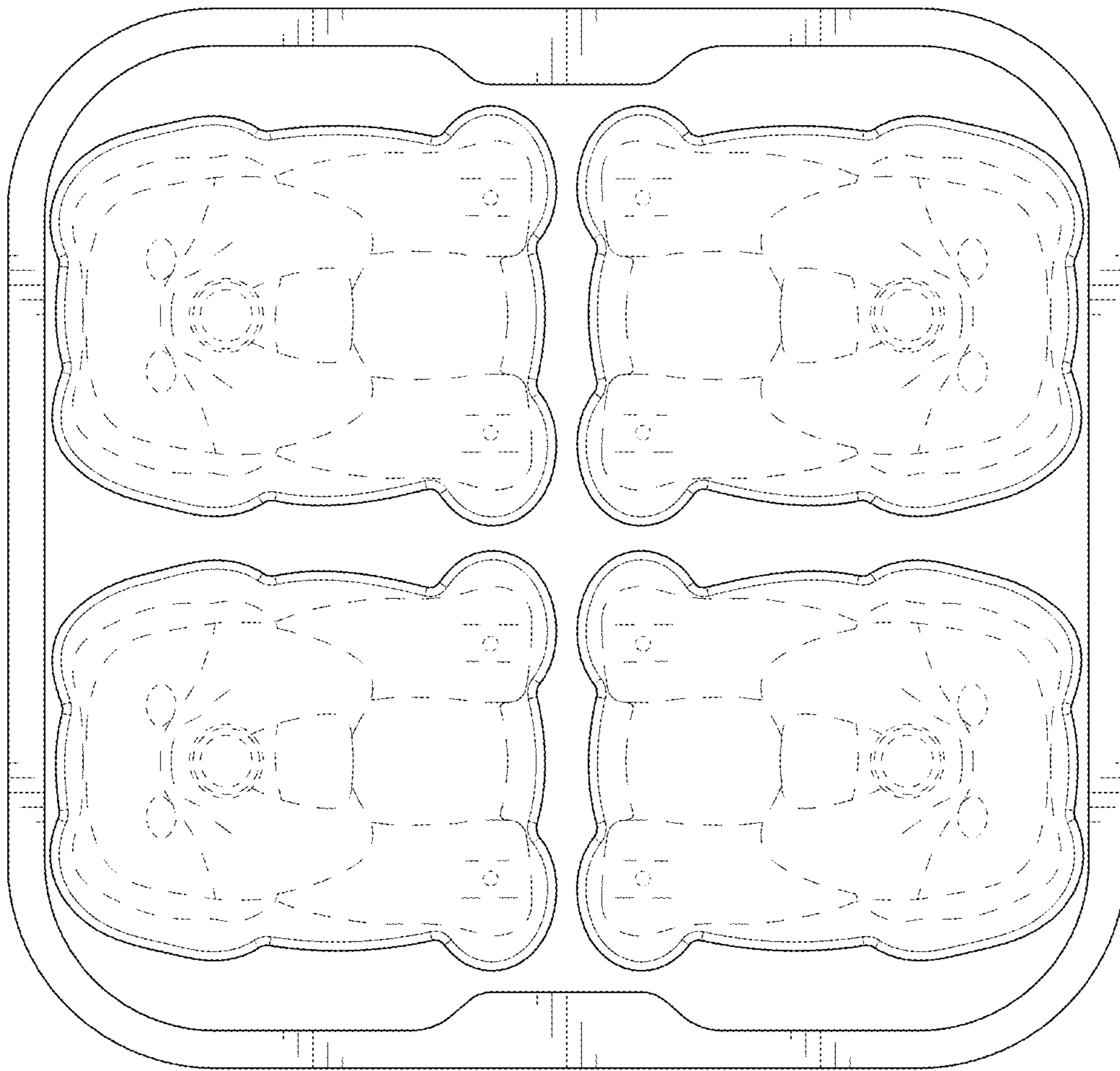


FIG. 3

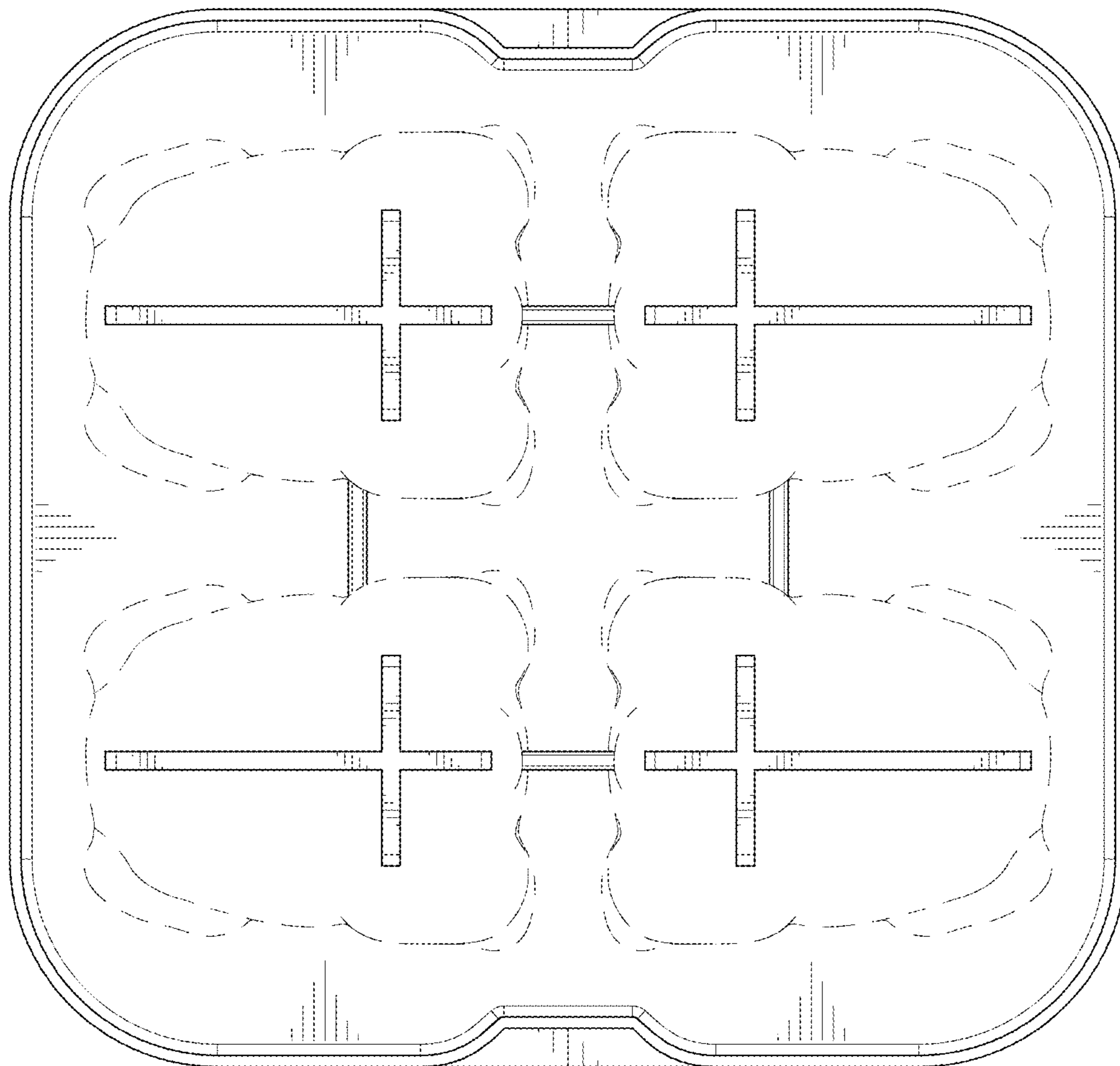


FIG. 4

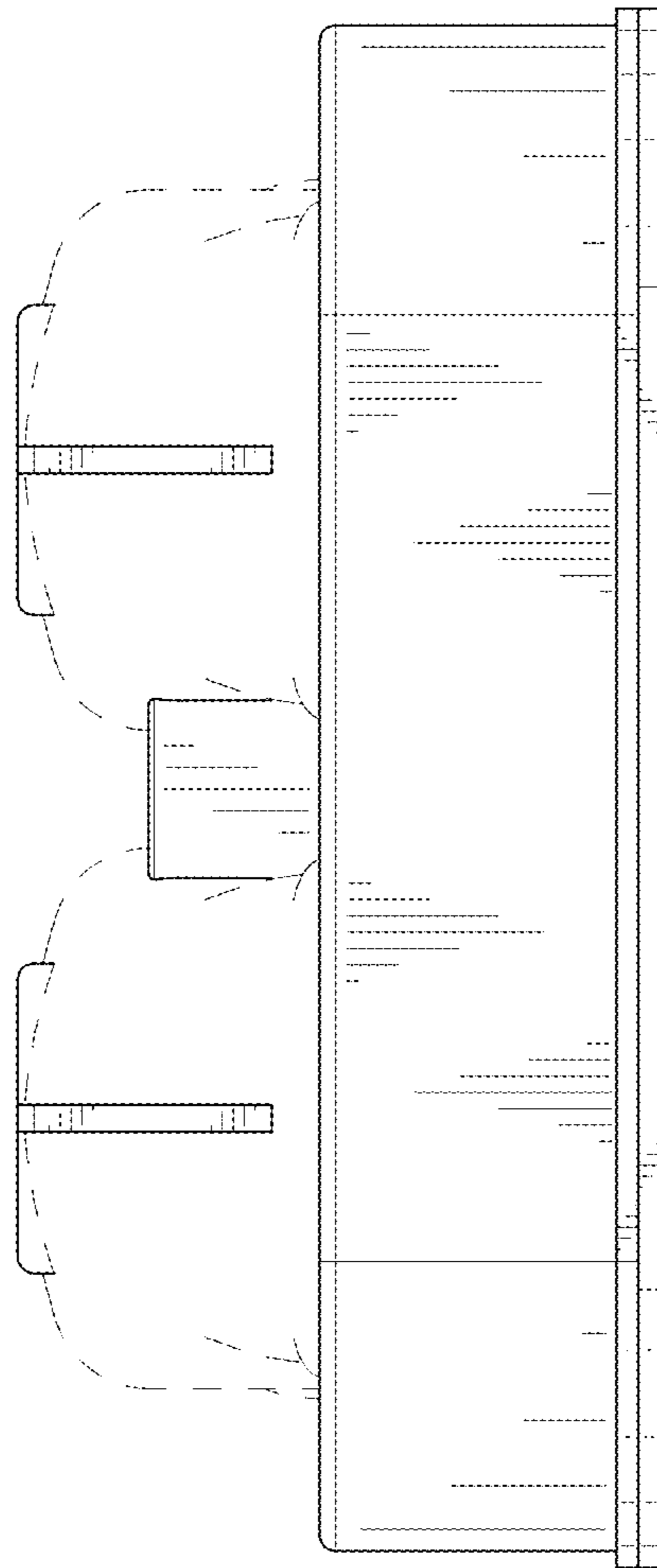


FIG. 5

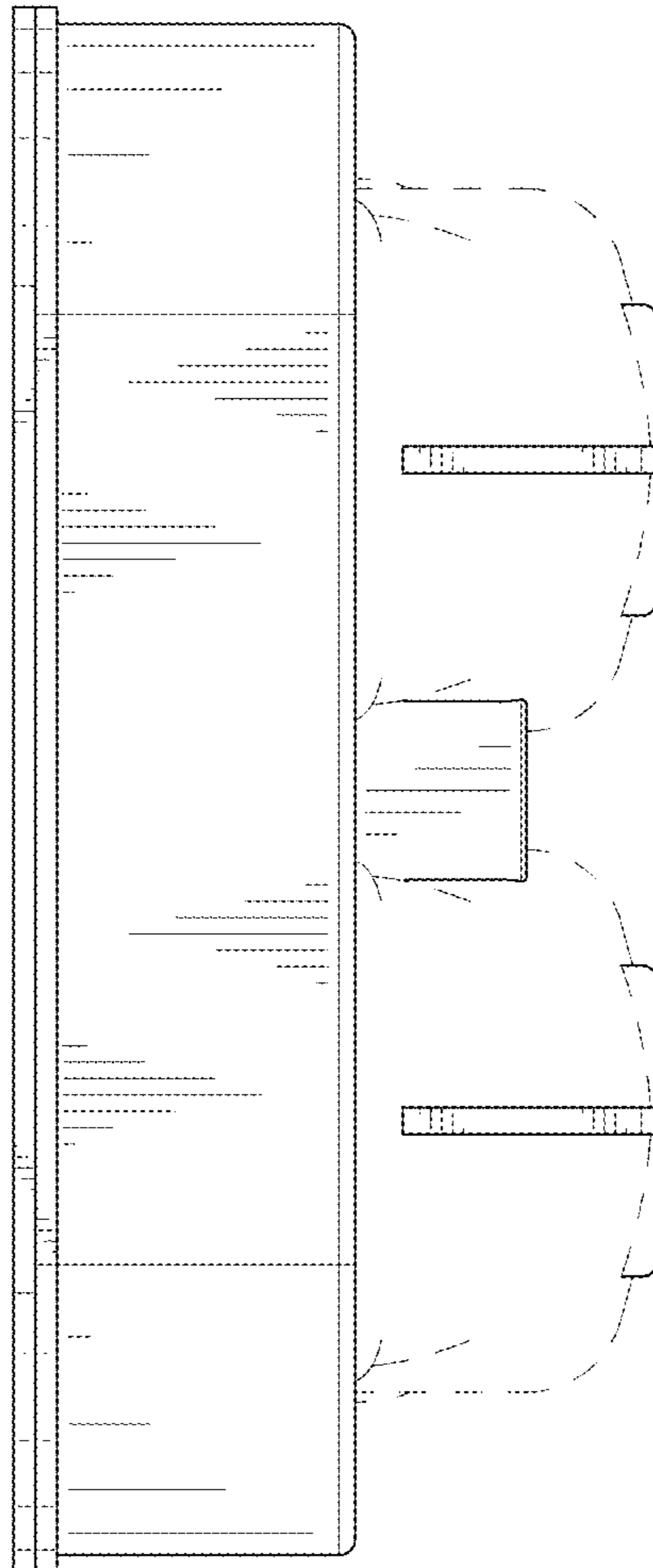


FIG. 6

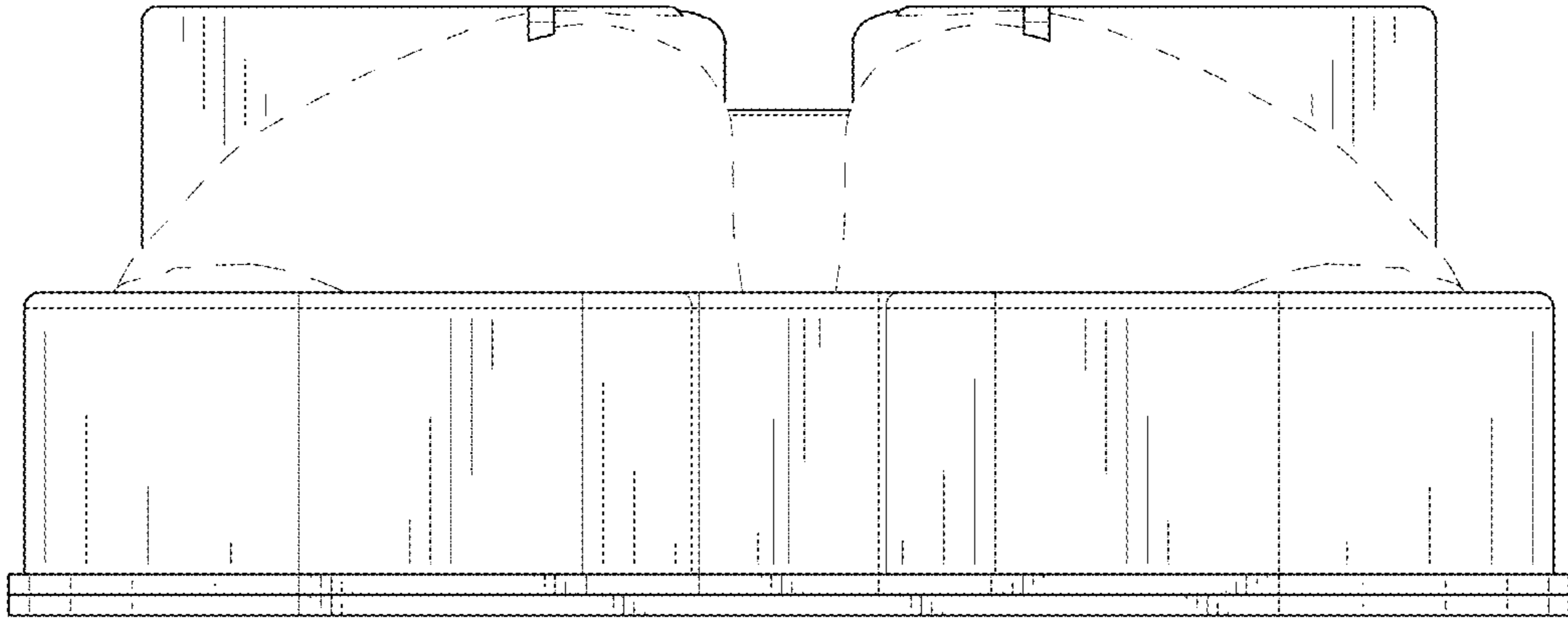


FIG. 7



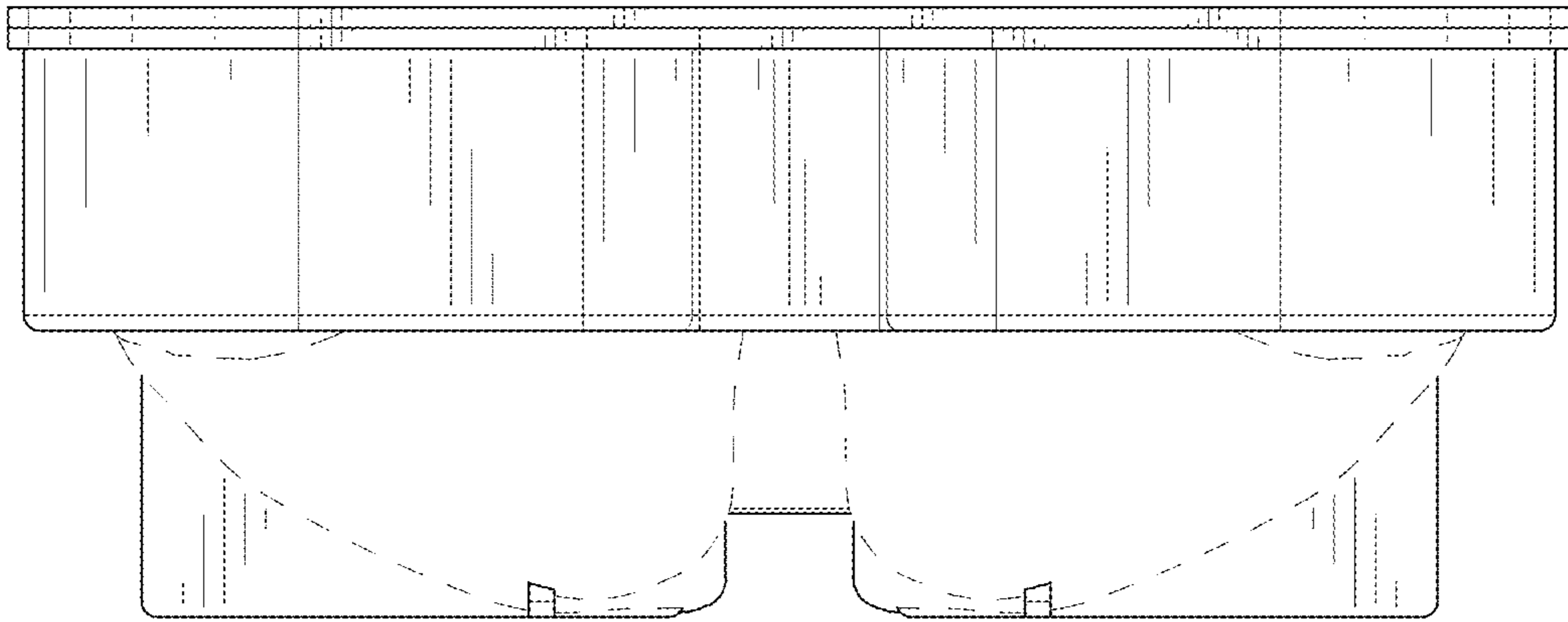


FIG. 8