



US00D965015S

(12) **United States Design Patent** (10) **Patent No.:** **US D965,015 S**
Bang (45) **Date of Patent:** **** Sep. 27, 2022**

(54) **DISPLAY SCREEN OR PORTION THEREOF WITH TRANSITIONAL GRAPHICAL USER INTERFACE**

(71) Applicant: **Samsung Electronics Co., Ltd.**, Suwon-si (KR)

(72) Inventor: **Hyosang Bang**, Suwon-si (KR)

(73) Assignee: **Samsung Electronics Co., Ltd.**, Suwon-si (KR)

(**) Term: **15 Years**

(21) Appl. No.: **29/776,188**

(22) Filed: **Mar. 29, 2021**

(30) **Foreign Application Priority Data**

Sep. 28, 2020 (KR) 30-2020-0047004
Sep. 28, 2020 (KR) 30-2020-0047005

(51) **LOC (13) Cl.** **14-04**

(52) **U.S. Cl.**
USPC **D14/485**

(58) **Field of Classification Search**
USPC D14/485-495; D20/11; D21/324, 325
CPC .. G06F 3/0481; G06F 3/04817; G06F 3/0482;
G06F 3/0483; G06F 3/04842; G06F
3/0485; G06F 3/04855; G06F 3/0486;
G06F 3/0488; G06F 3/04886; G06F
9/451; G06F

(Continued)

(56) **References Cited**

U.S. PATENT DOCUMENTS

D554,141 S * 10/2007 Armendariz D14/487
D633,517 S * 3/2011 Weir D14/487

(Continued)

OTHER PUBLICATIONS

“Samsung Keys Cafe: Add key animations, key colors, make new keyboard, and play typing games” Nov. 5, 2020, posted at rprna.

com, [site visited May 9, 2022]. <https://www.rprna.com/apps/samsung-keys-cafe-add-key-animations-key-colors-make-new-keyboard-and-play-typing-games> (Year: 2020).*

Primary Examiner — John M Otte

(74) *Attorney, Agent, or Firm* — NSIP Law

(57) **CLAIM**

I claim the ornamental design for a display screen or portion thereof with transitional graphical user interface, as shown and described.

DESCRIPTION

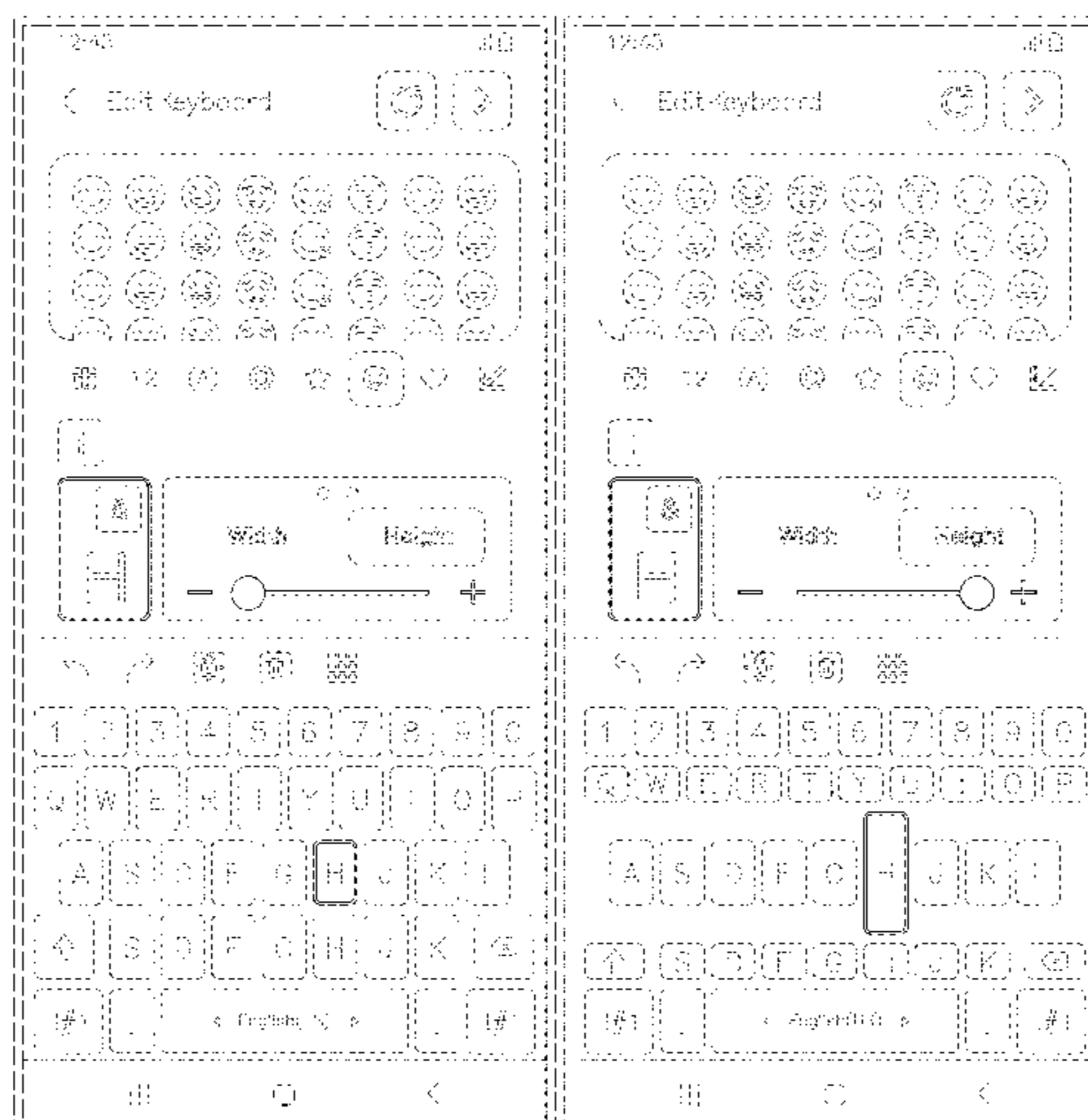
FIG. 1 is the first image in a sequence for a display screen or portion thereof with transitional graphical user interface showing my new design according to a first embodiment; FIG. 2 is the second image thereof; FIG. 3 is the third image thereof; FIG. 4 is the fourth image thereof; FIG. 5 is the fifth image thereof; FIG. 6 is the first image in a sequence for a display screen or portion thereof with transitional graphical user interface showing my new design according to a second embodiment; FIG. 7 is the second image thereof; FIG. 8 is the third image thereof; FIG. 9 is the fourth image thereof; and, FIG. 10 is the fifth image thereof.

The outermost broken line in the figures depicts a display screen or portion thereof that forms no part of the claimed design.

The remaining broken lines in the figures depict portions of the transitional graphical user interface that form no part of the claimed design.

The appearance of the graphical user interface sequentially transitions between the images shown in FIGS. 1-5 and 6-10, respectively. The process or period in which one image transitions to another forms no part of the claimed design.

1 Claim, 10 Drawing Sheets



US D965,015 S

Page 2

(58) **Field of Classification Search**

CPC 16/40; G06F 40/103; G06F 40/106; G06F
40/189; G06F 40/191; G06Q 30/0621;
G11B 27/031; H04M 1/724

See application file for complete search history.

(56) **References Cited**

U.S. PATENT DOCUMENTS

D644,238 S * 8/2011 Ording D14/486
D712,920 S * 9/2014 Sloo D14/487
D726,211 S * 4/2015 Konzelmann G06F 3/04817
D14/487
D791,806 S * 7/2017 Brewington D14/486
D810,112 S * 2/2018 Hasjim D14/486
D823,868 S * 7/2018 Eissa D14/488
D829,221 S * 9/2018 Ouyang D14/485
D836,124 S * 12/2018 Fan D14/486
D891,459 S * 7/2020 Suzuki D14/488
D898,750 S * 10/2020 Lu D14/485

D905,081 S * 12/2020 Chaudhri D14/486
D906,360 S * 12/2020 Eissa D14/488
D940,154 S * 1/2022 Park D14/485
2008/0094368 A1* 4/2008 Ording G06F 3/0488
345/173
2010/0231537 A1* 9/2010 Pisula G06F 3/04855
345/173
2012/0062465 A1* 3/2012 Spetalnick G06F 3/0237
704/9
2012/0317512 A1* 12/2012 Candrian G06Q 30/0621
715/833
2014/0201631 A1* 7/2014 Pornprasitsakul ... G11B 27/031
715/716
2014/0359443 A1* 12/2014 Hwang H04M 1/724
715/768
2014/0365888 A1* 12/2014 Curzon G06F 16/40
715/716
2016/0124926 A1* 5/2016 Fallah G06F 3/0237
715/271

* cited by examiner

FIG. 1

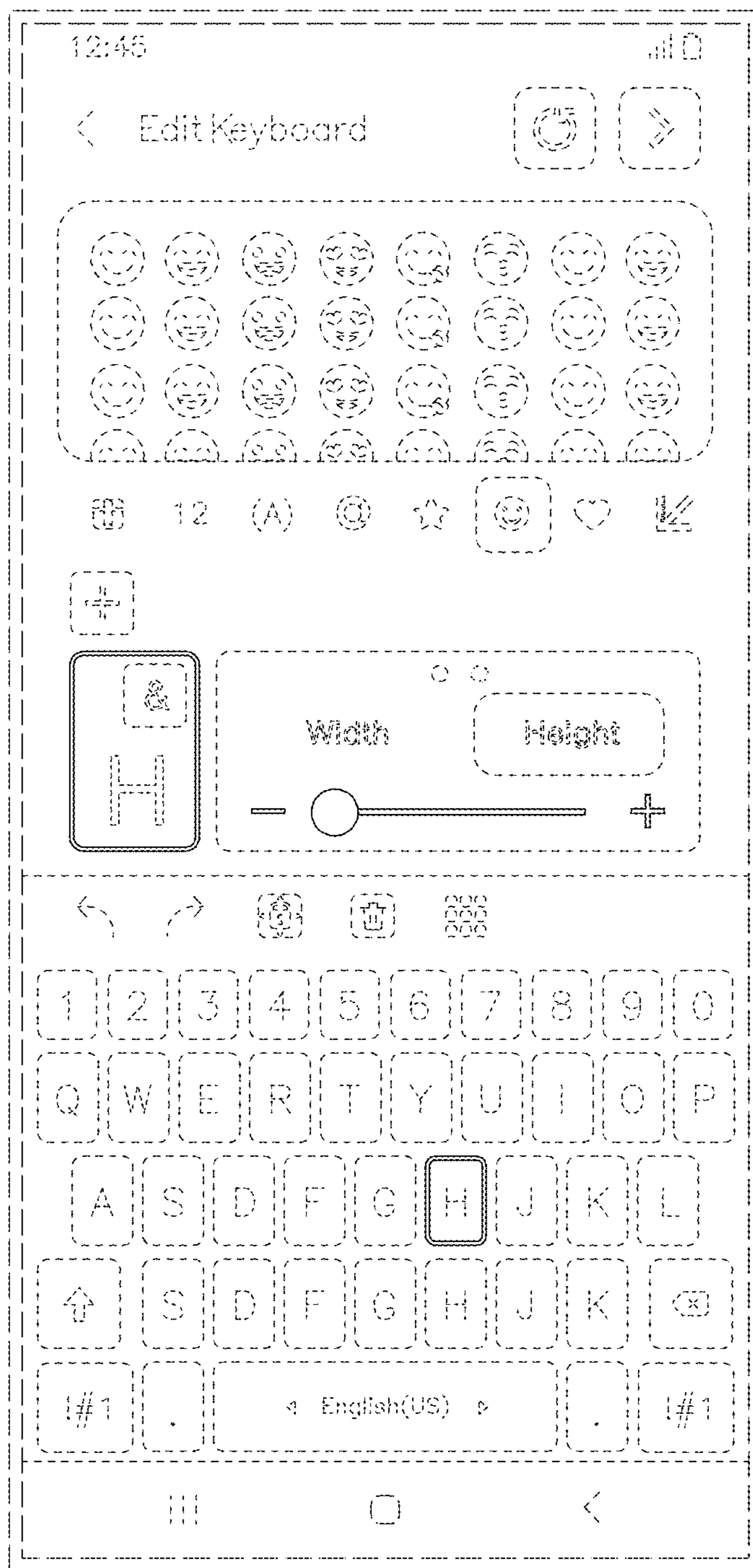


FIG. 2

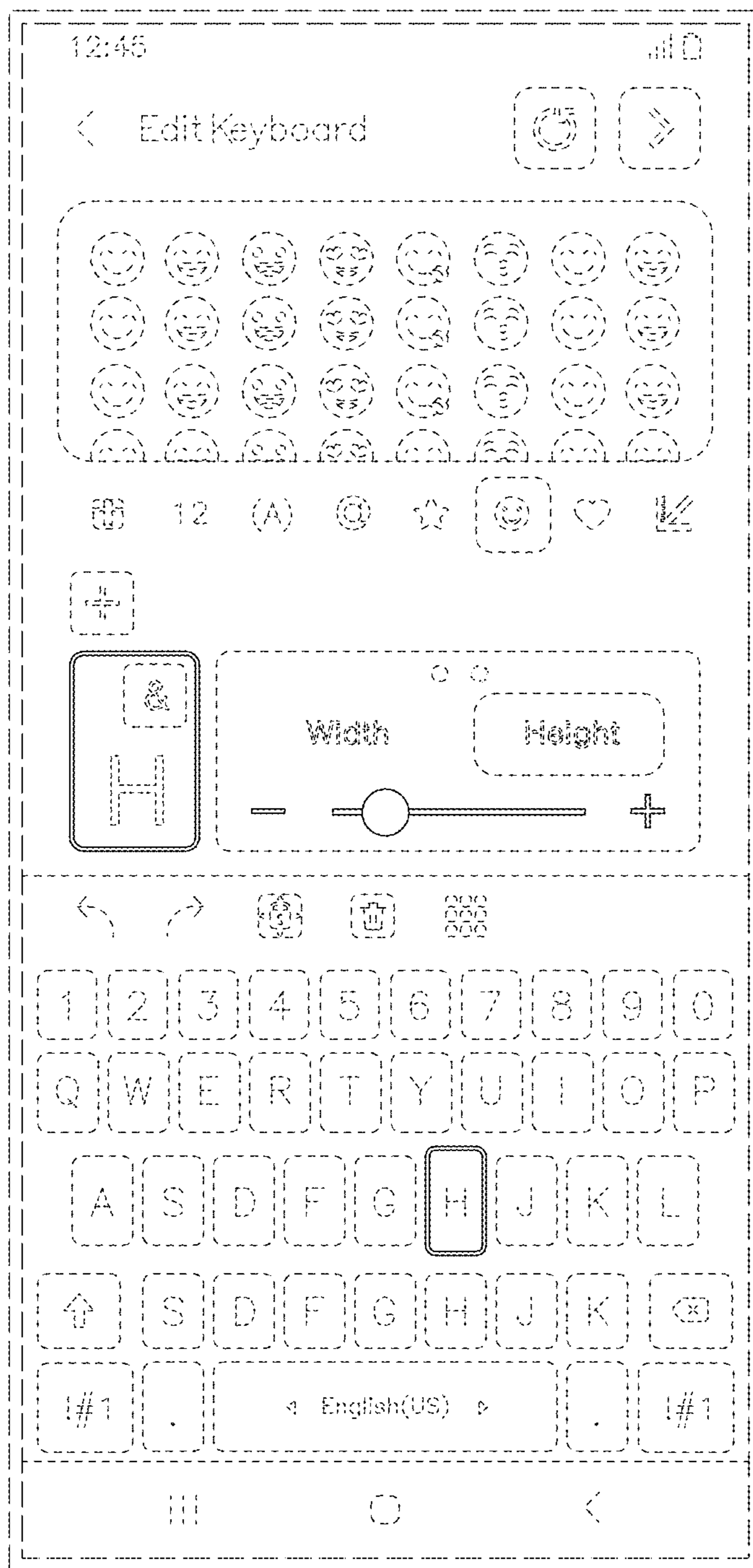


FIG. 3

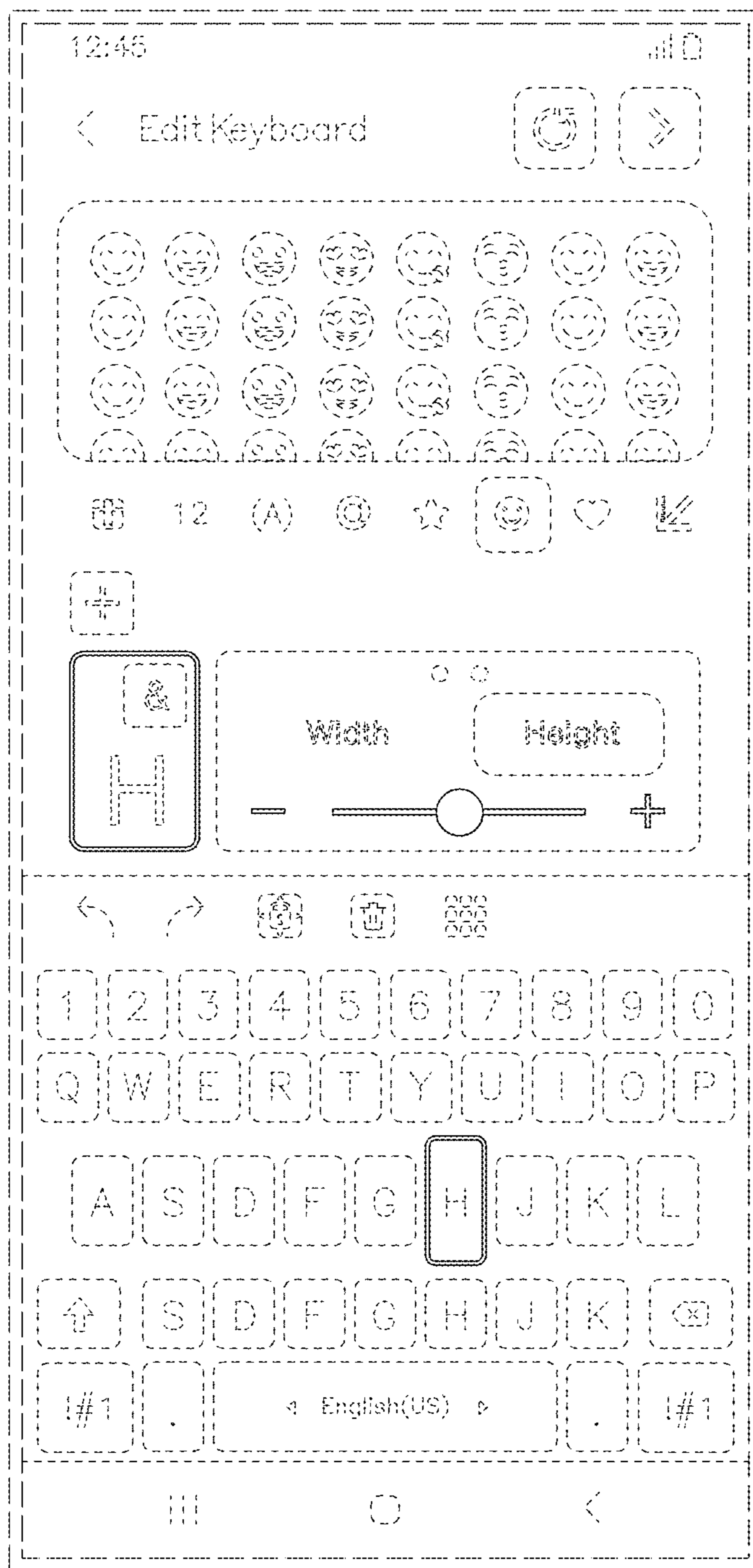


FIG. 4

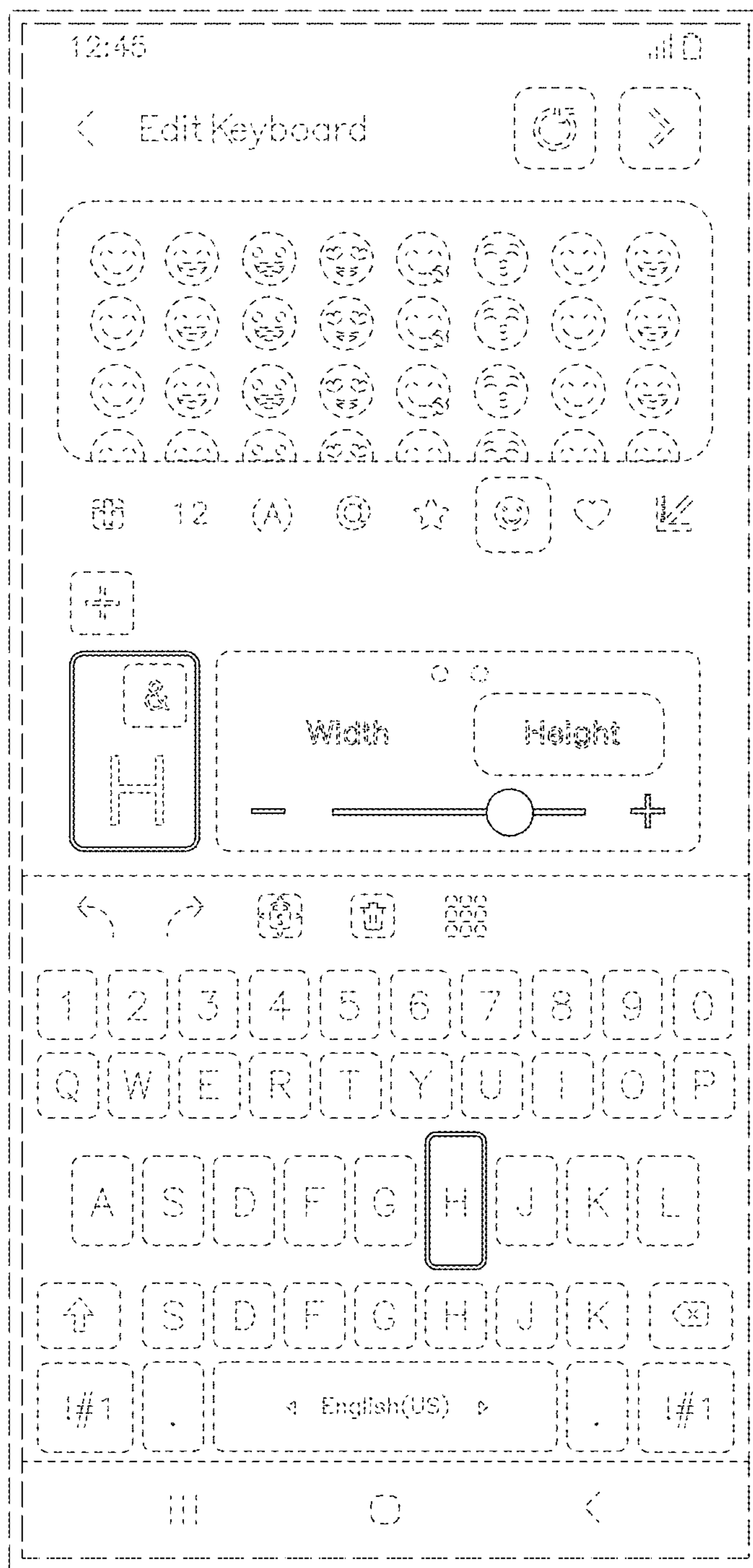


FIG. 5

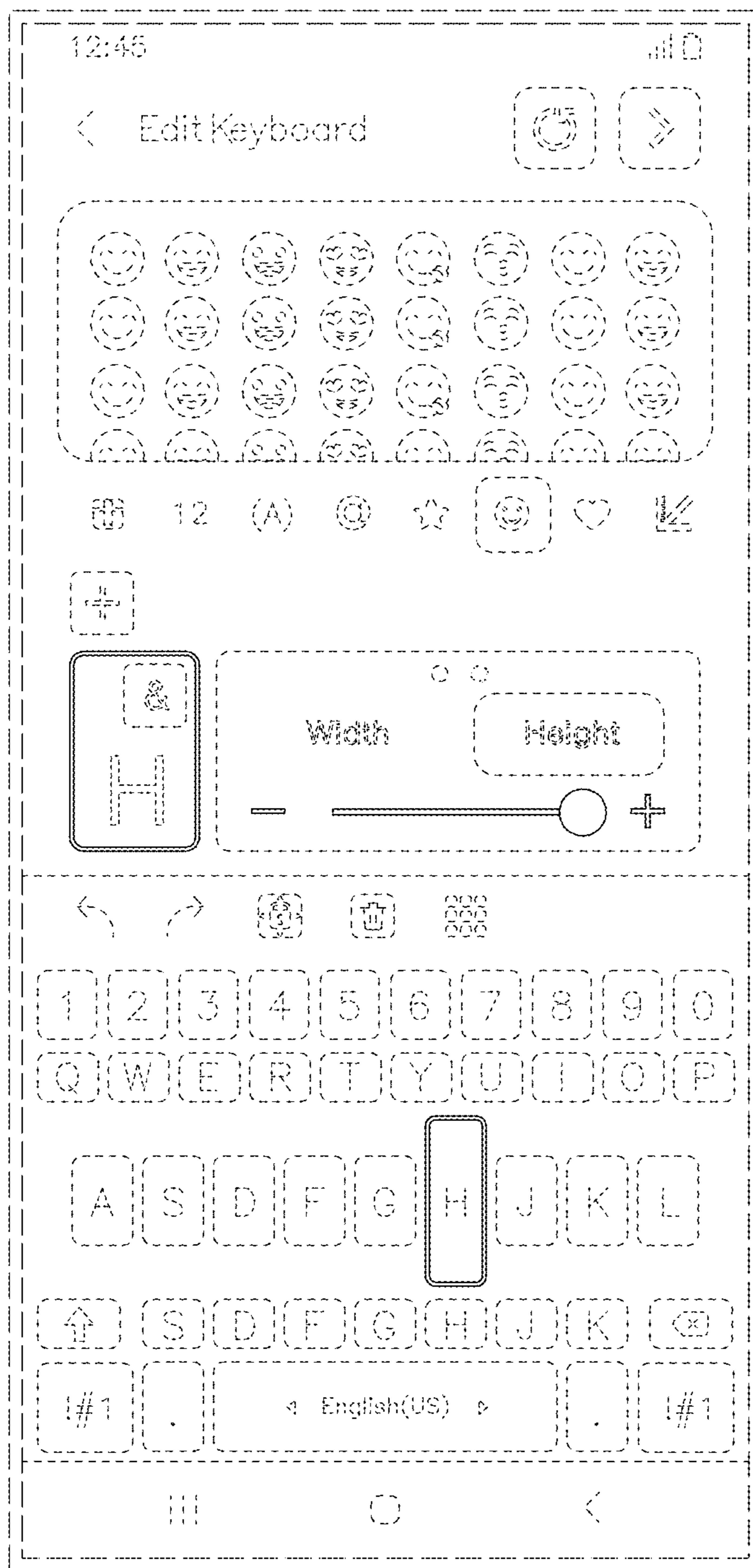


FIG. 6

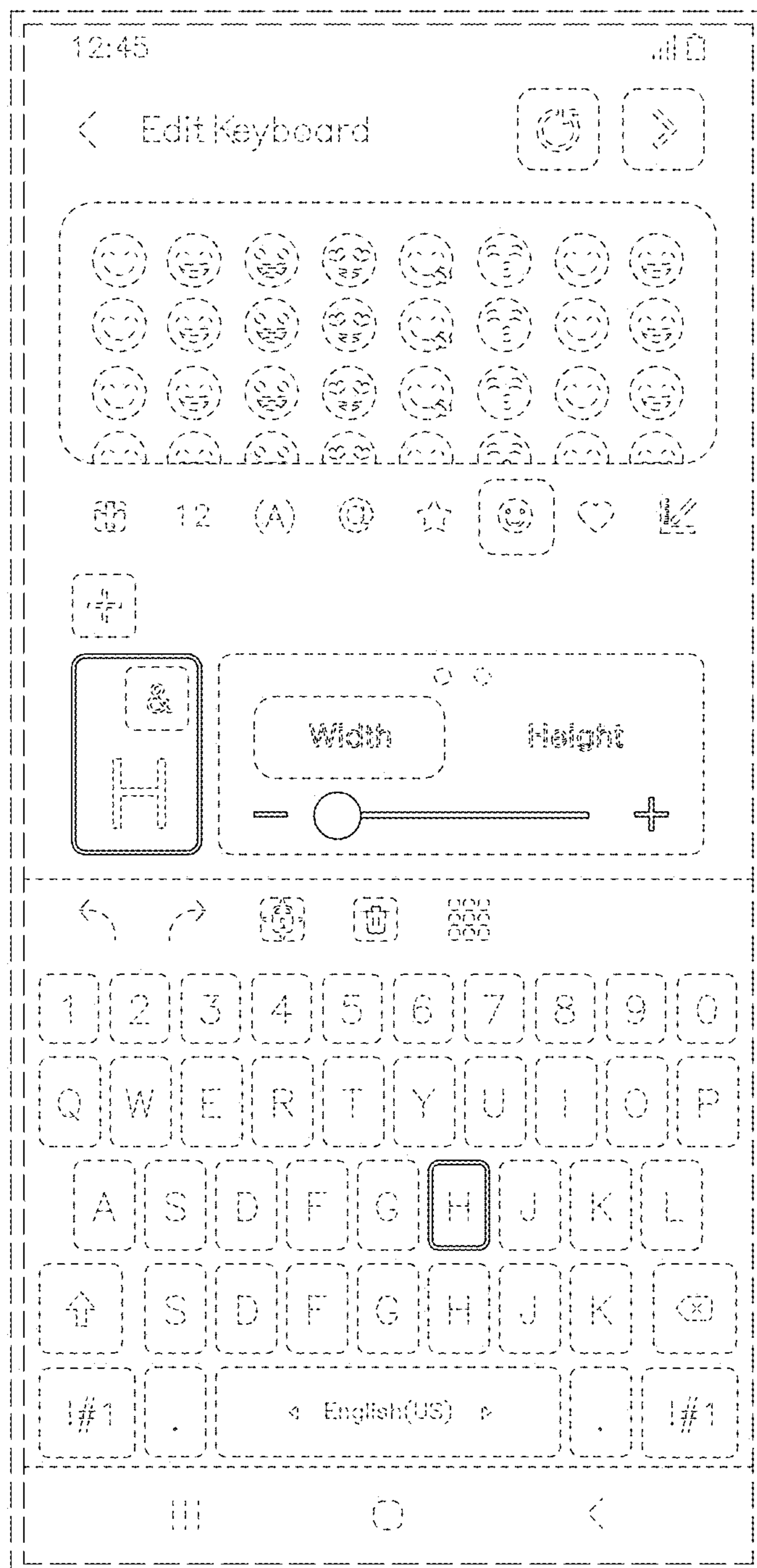


FIG. 7

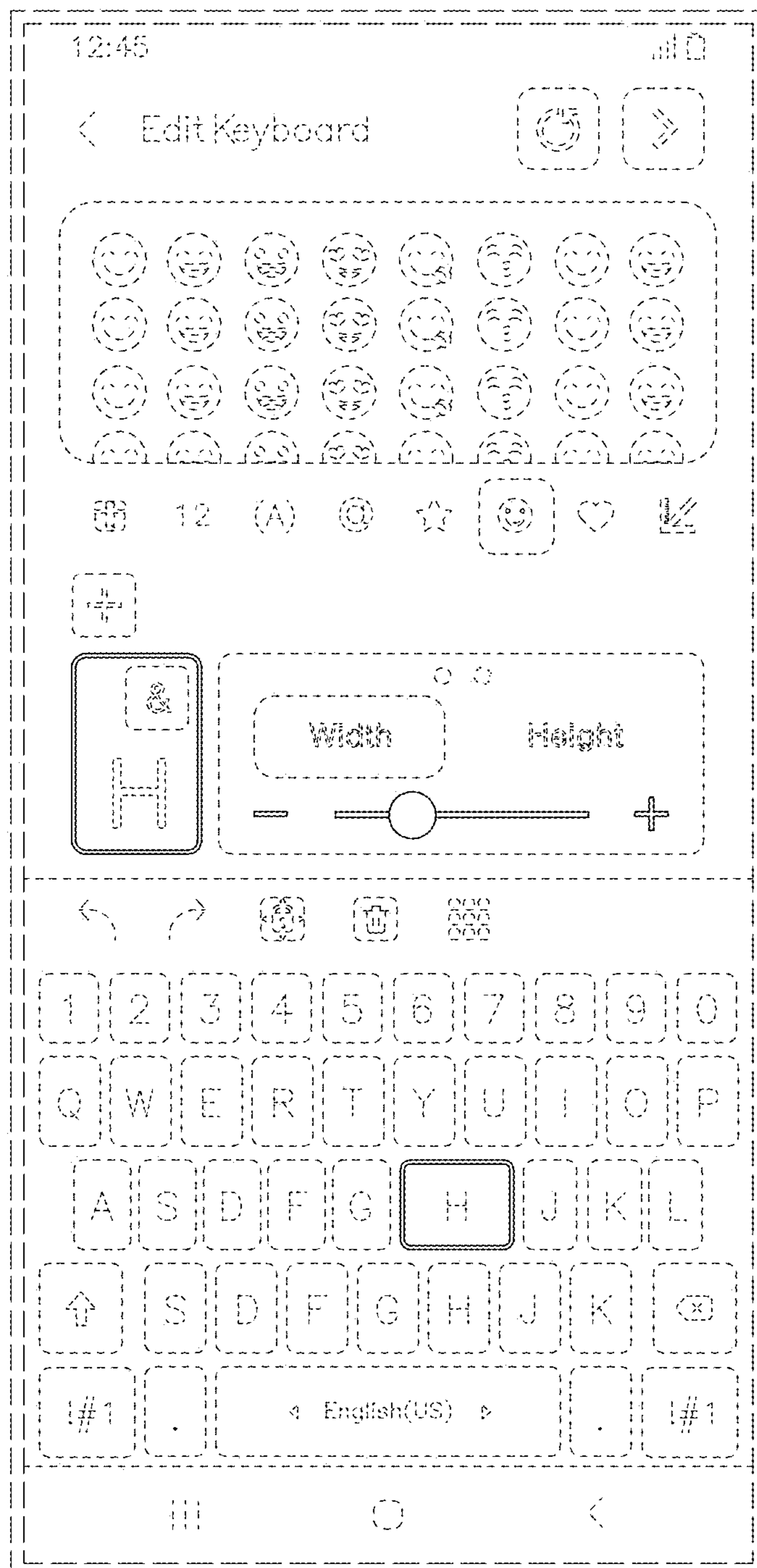


FIG. 8

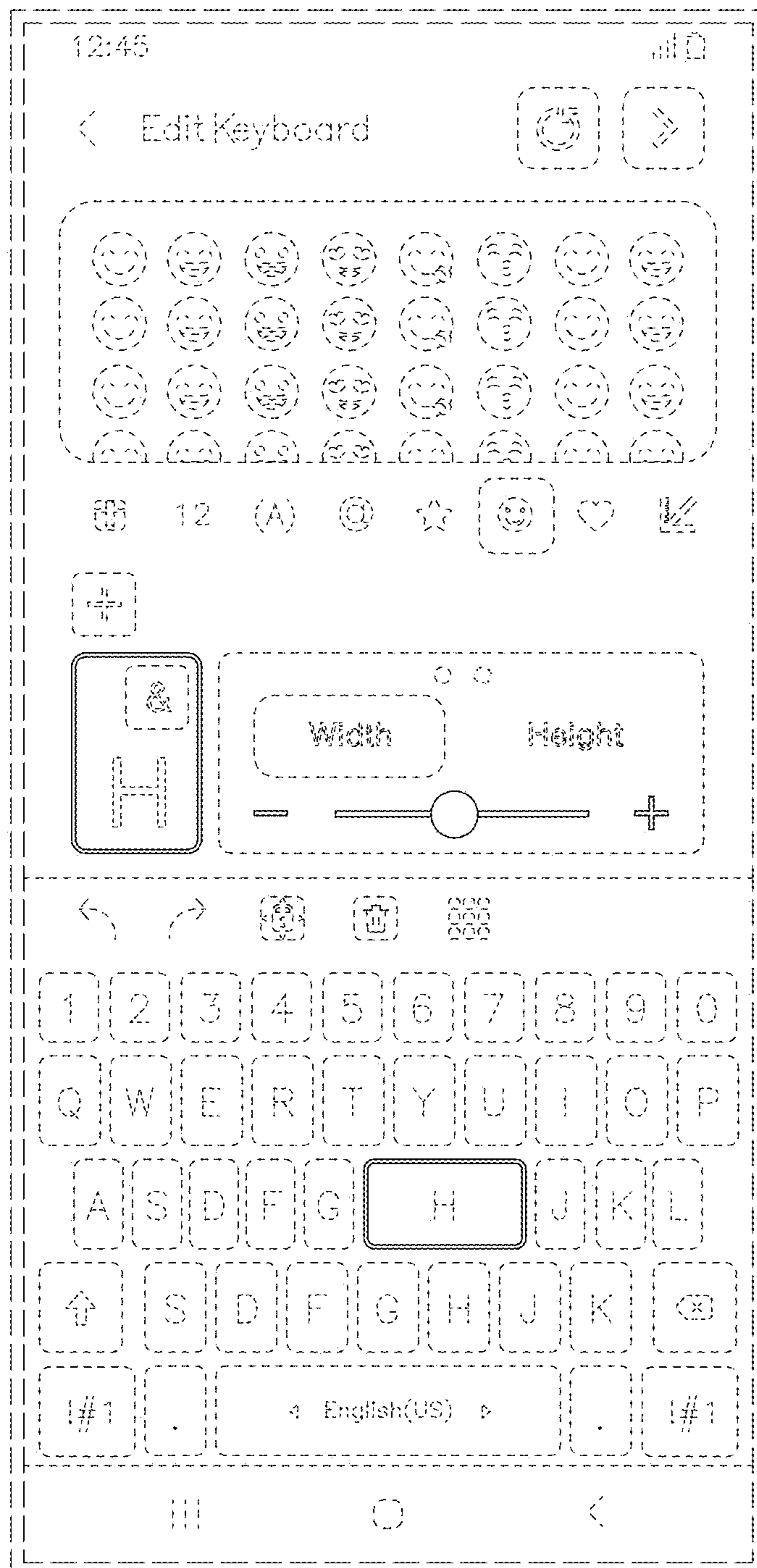


FIG. 9

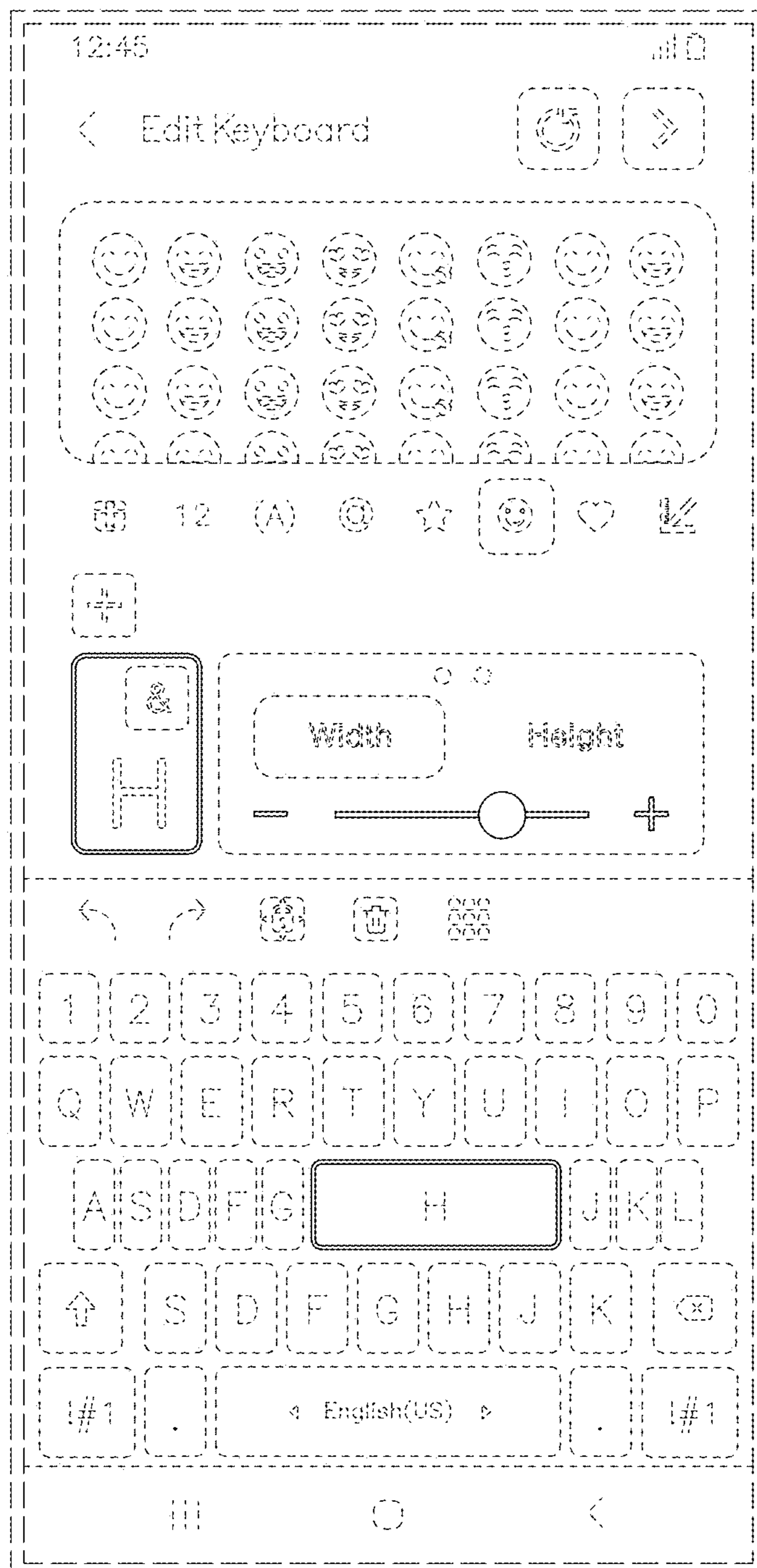


FIG. 10

