



US00D964997S

(12) **United States Design Patent**
Chan

(10) **Patent No.:** **US D964,997 S**

(45) **Date of Patent:** **** Sep. 27, 2022**

- (54) **CASE FOR PORTABLE ELECTRONIC COMPUTING DEVICE**
- (71) Applicant: **Pioneer Square Brands, Inc.**, Seattle, WA (US)
- (72) Inventor: **Jaimie Emerald Chan**, Renton, WA (US)
- (73) Assignee: **Pioneer Square Brands, Inc.**, McLean, WA (US)
- (**) Term: **15 Years**
- (21) Appl. No.: **29/827,092**
- (22) Filed: **Feb. 17, 2022**
- (51) **LOC (13) Cl.** **14-02**
- (52) **U.S. Cl.**
USPC **D14/440**
- (58) **Field of Classification Search**
USPC D14/440, 447, 250; 361/679.55;
206/45.23, 320, 45.2; 294/25; 455/575.8
CPC ... G06F 1/1628; G06F 1/1626; A47B 23/044;
A45C 11/00
See application file for complete search history.

(56) **References Cited**

U.S. PATENT DOCUMENTS

- 7,042,712 B2 * 5/2006 Ghosh G06F 1/1605
345/169
- D658,188 S 4/2012 Diebel
- D681,641 S 5/2013 Van Den Nieuwenhuizen et al.
- D709,510 S 7/2014 Soare
- D710,857 S * 8/2014 Mecchella D14/440
- D724,093 S * 3/2015 Dong D14/440
- D801,976 S * 11/2017 Li D14/440
- D808,395 S 1/2018 Fenton
- D810,732 S 2/2018 Fenton et al.
- D816,087 S 4/2018 Fenton et al.

- D817,334 S 5/2018 Fenton et al.
- D837,219 S 1/2019 Gao
- D837,796 S 1/2019 Kim et al.
- D852,201 S 1/2019 Chan et al.
- D841,012 S 2/2019 Kim et al.
- D841,013 S 2/2019 Ferren et al.
- D861,698 S 2/2019 Fenton et al.
- D844,611 S 4/2019 Ferren et al.
- D847,817 S 5/2019 Cheng
- D848,441 S 5/2019 Ferren et al.
- D850,452 S 6/2019 Akana et al.
- D850,454 S 6/2019 Kim et al.
- D851,093 S * 6/2019 Moore D14/440
- D852,199 S 6/2019 Kim et al.
- D852,200 S 6/2019 Chan et al.
- D852,802 S 7/2019 Gao
- D863,314 S 7/2019 Chan et al.
- D863,315 S 7/2019 Chan et al.
- D864,210 S 7/2019 Chan et al.
- D863,316 S 9/2019 Chan et al.
- D862,480 S 10/2019 Chan et al.

(Continued)

Primary Examiner — Cynthia R Underwood
(74) *Attorney, Agent, or Firm* — Grandview Law

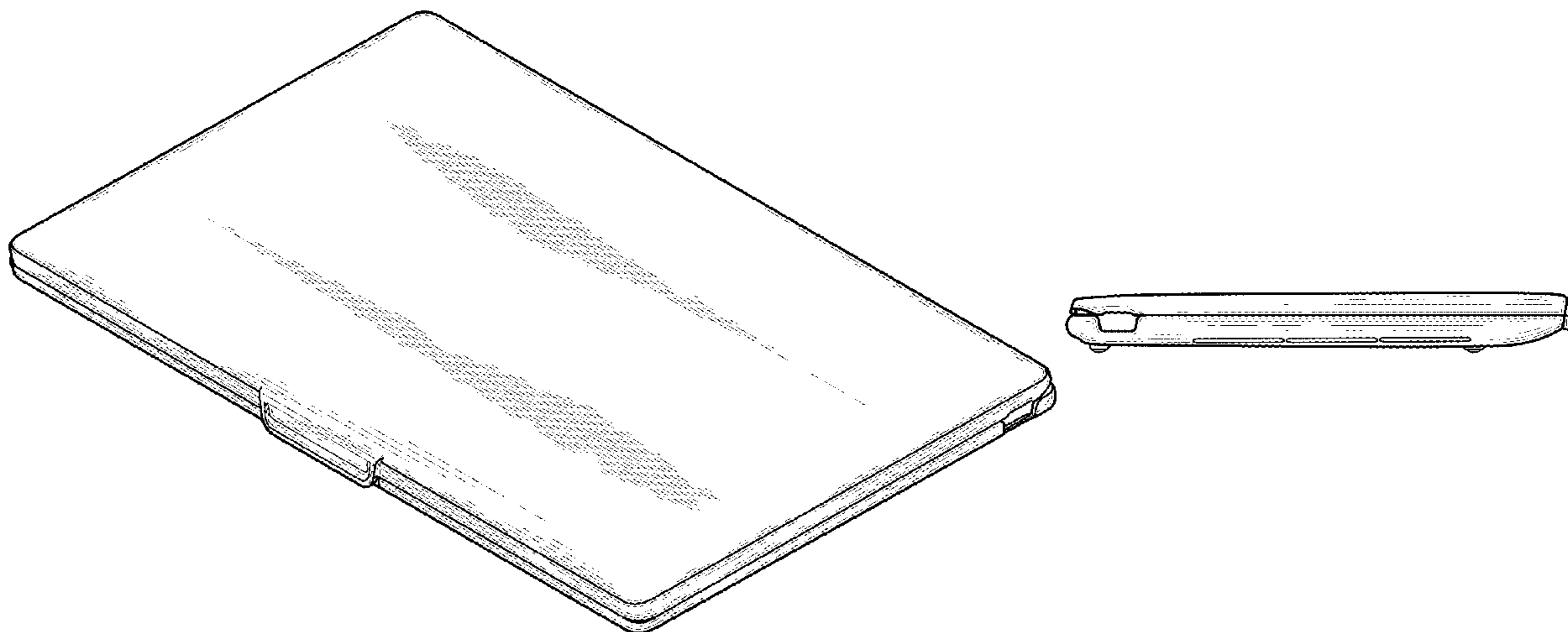
(57) **CLAIM**

The ornamental design for a case for portable electronic computing device, as shown and described.

DESCRIPTION

FIG. 1 is a front perspective view of a case for portable electronic computing device showing my new design.
FIG. 2 is a front elevational view thereof.
FIG. 3 is a rear elevational view portion thereof.
FIG. 4 is a right elevational view thereof.
FIG. 5 is a left elevational view thereof.
FIG. 6 is a top plan view thereof; and,
FIG. 7 is a bottom plan view thereof.
The features shown in broken lines in the drawing figures depict features that form no part of the claimed design.

1 Claim, 5 Drawing Sheets



(56)

References Cited

U.S. PATENT DOCUMENTS

D863,317 S	10/2019	Piper et al.	
D868,789 S	12/2019	Weng	
D868,790 S	12/2019	Weng	
D874,467 S	2/2020	Piper et al.	
D881,895 S	4/2020	Liu	
D883,989 S	5/2020	Cheng	
D888,063 S	6/2020	Chan et al.	
D888,718 S	6/2020	Xu	
D892,804 S	8/2020	Lin	
D892,805 S *	8/2020	Piper	D14/440
D892,806 S *	8/2020	Manzano	D14/440
D895,630 S *	9/2020	Piper	D14/440
D902,934 S	11/2020	Manzano et al.	
D905,698 S	12/2020	Wall	
D905,699 S	12/2020	Hyun	
D906,334 S	12/2020	Du	
D906,338 S	12/2020	Hyun	
D906,341 S	12/2020	Jiao	
D907,638 S	1/2021	Yang	
D908,129 S	1/2021	Nyholm et al.	
D908,132 S	1/2021	Poon	
D908,708 S *	1/2021	Miller	D14/440
D910,026 S	2/2021	Li	
D910,641 S	2/2021	Wu	
D911,349 S	2/2021	Giazon	
D913,295 S	3/2021	Piper et al.	
D920,337 S *	5/2021	Chan	D14/440
D920,983 S *	6/2021	Chan	D14/440
D922,392 S	6/2021	Chan et al.	
D926,194 S	7/2021	Piper et al.	
D928,167 S	8/2021	Cheng	
D930,002 S *	9/2021	Zhou	D14/440
D930,653 S	9/2021	Armstrong	
D933,074 S	10/2021	Hu	
D933,665 S	10/2021	Ke	
D934,262 S	10/2021	Manzano et al.	
D935,468 S	11/2021	Li	
D936,061 S	11/2021	Li	
D936,659 S	11/2021	Li	
D939,513 S	12/2021	Fleming	
D939,514 S	12/2021	Wall et al.	
11,197,524 B1 *	12/2021	Piper	A45C 11/00
D940,145 S *	1/2022	Zhang	D14/440
D940,723 S	1/2022	Cheng	
D941,823 S	1/2022	Hu	
D942,457 S	2/2022	Lu	
D943,593 S *	2/2022	Chan	D14/440
11,360,511 B1 *	6/2022	Piper	A45C 11/00

* cited by examiner

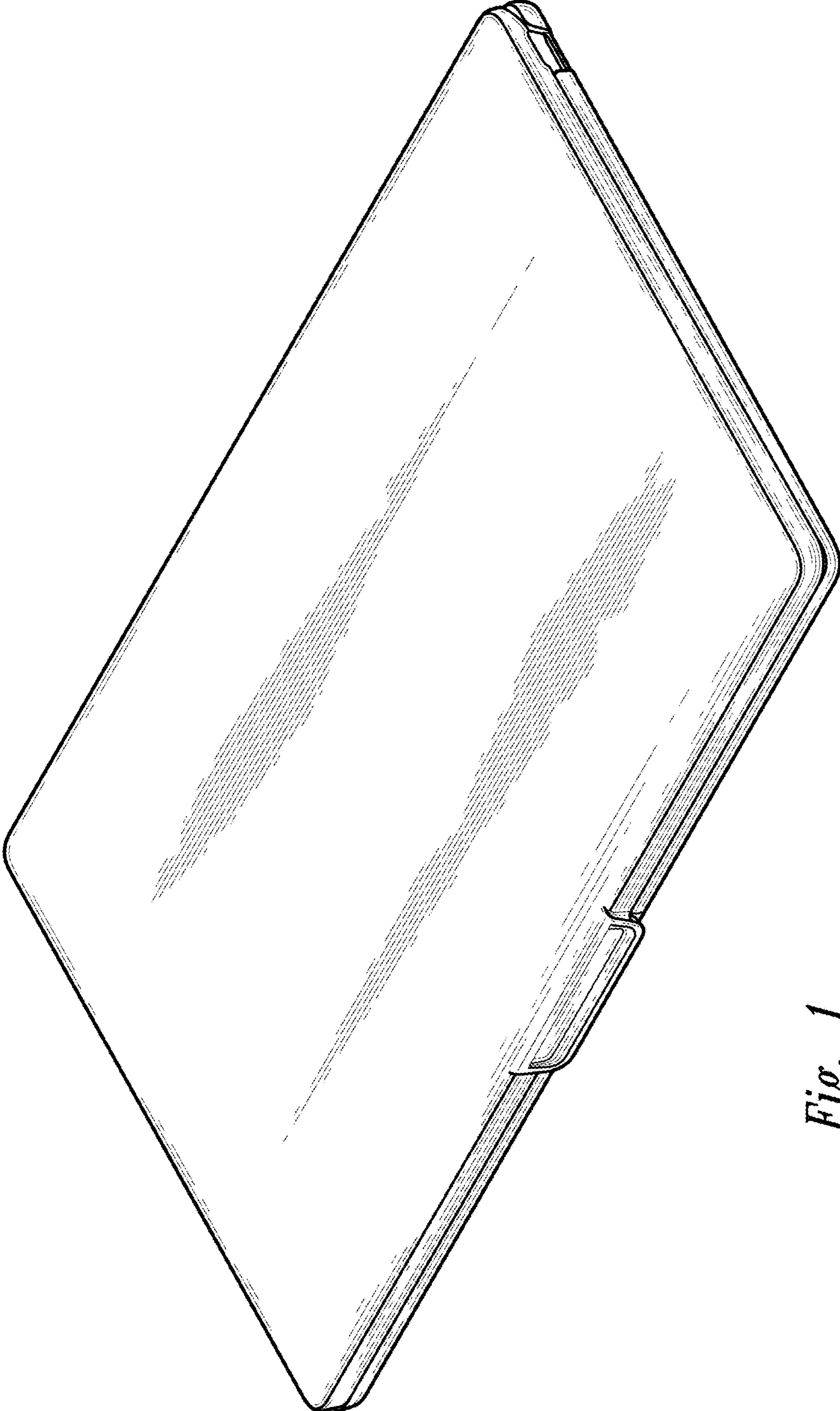


Fig. 1




Fig. 2

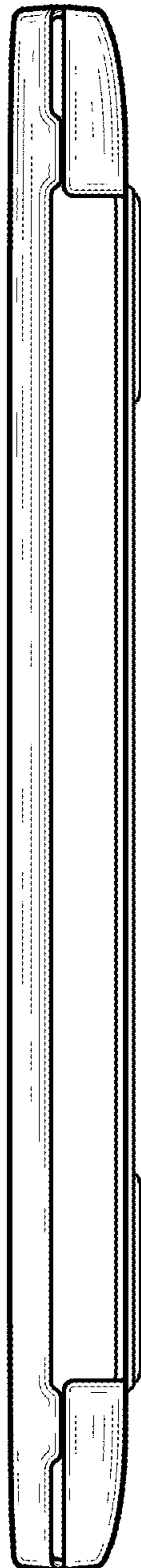


Fig. 3

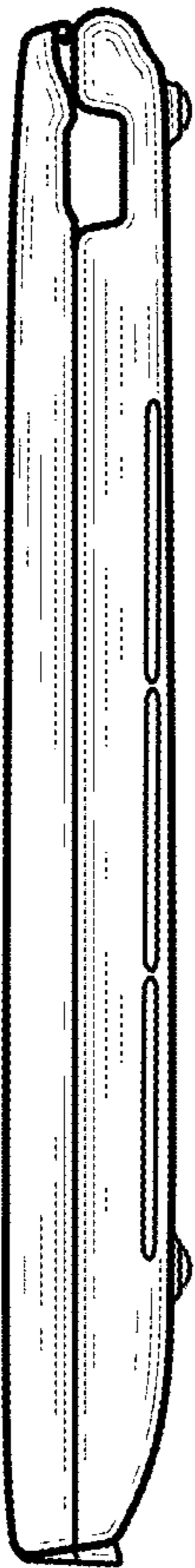


Fig. 4




Fig. 5




Fig. 6



Fig. 7