

US00D964996S

(12) **United States Design Patent** (10) **Patent No.:** **US D964,996 S**  
**Piper** (45) **Date of Patent:** **\*\* Sep. 27, 2022**

- (54) **CASE FOR PORTABLE ELECTRONIC COMPUTING DEVICE**
- (71) Applicant: **Pioneer Square Brands, Inc.**, Seattle, WA (US)
- (72) Inventor: **Brian Lewis Piper**, Seattle, WA (US)
- (73) Assignee: **Pioneer Square Brands, Inc.**, McLean, VA (US)
- (\*\*) Term: **15 Years**
- (21) Appl. No.: **29/821,596**
- (22) Filed: **Dec. 30, 2021**
- (51) **LOC (13) Cl.** ..... **14-02**
- (52) **U.S. Cl.**  
USPC ..... **D14/440**
- (58) **Field of Classification Search**  
USPC ..... D14/440, 447, 250; 361/679.55;  
206/45.23, 320, 45.2; 294/25; 455/575.8  
CPC ... G06F 1/1628; G06F 1/1626; A47B 23/044;  
A45C 11/00  
See application file for complete search history.

- D807,366 S 1/2018 Chen
- D829,720 S 10/2018 Zhang
- D834,027 S 11/2018 Chapuis et al.
- D834,581 S 11/2018 Li
- D835,624 S 12/2018 Li
- D835,625 S 12/2018 Li
- D837,796 S \* 1/2019 Kim ..... D14/440
- D843,377 S 3/2019 Tang
- D850,454 S \* 6/2019 Kim ..... D14/440
- D851,093 S \* 6/2019 Moore ..... D14/440
- D852,200 S 6/2019 Chan et al.
- D852,201 S 6/2019 Chan et al.
- D852,202 S 6/2019 Ferren et al.
- D854,022 S 7/2019 Chen
- D861,698 S \* 10/2019 Fenton ..... D14/440
- D862,480 S 10/2019 Chan et al.
- D863,317 S \* 10/2019 Piper ..... D14/440
- D879,104 S 3/2020 Li
- D879,105 S 3/2020 Li
- D879,789 S 3/2020 Li
- D881,197 S 4/2020 Chen

(Continued)

*Primary Examiner* — Cynthia R Underwood  
(74) *Attorney, Agent, or Firm* — Grandview Law

(57) **CLAIM**

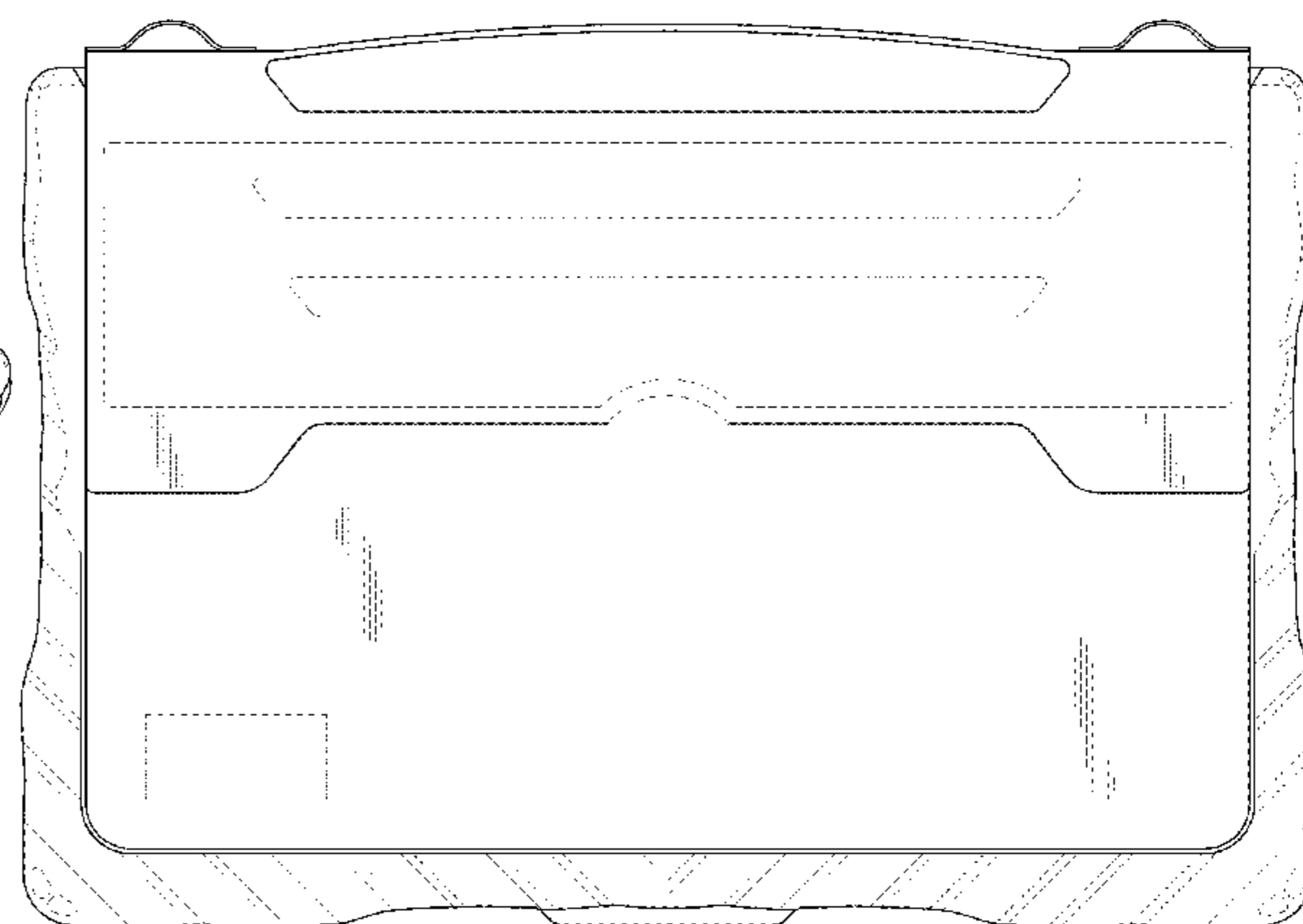
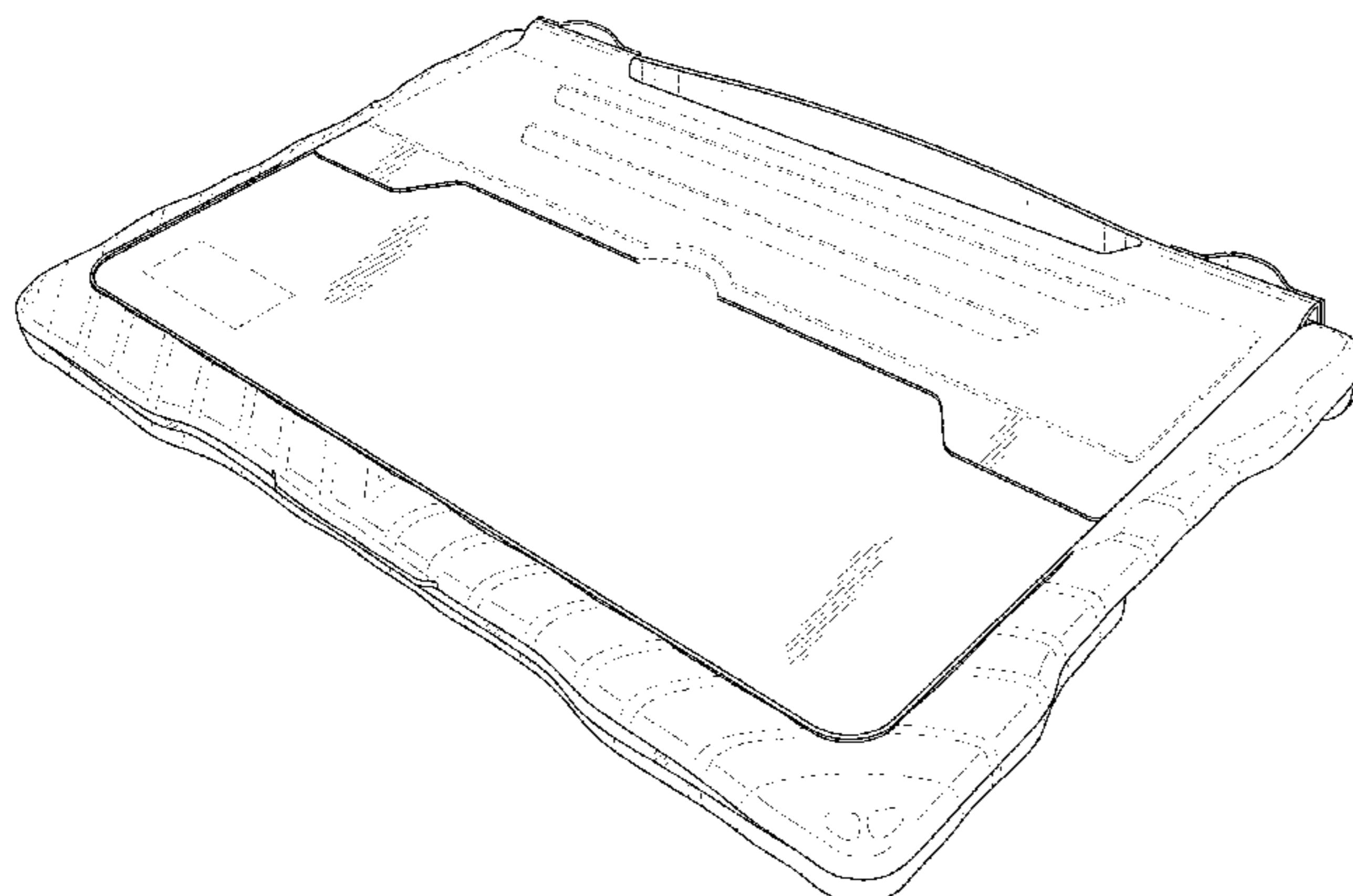
The ornamental design for a case for portable electronic computing device, as shown and described.

**DESCRIPTION**

FIG. 1 is a front perspective view of a case for portable electronic computing device showing my new design. FIG. 2 is a front elevational view thereof. FIG. 3 is a rear elevational view thereof. FIG. 4 is a right elevational view thereof. FIG. 5 is a left elevational view thereof. FIG. 6 is a top plan view thereof; and, FIG. 7 is a bottom plan view thereof. The features shown in broken lines in the drawing figures depict features that form no part of the claimed design.

**1 Claim, 7 Drawing Sheets**

- (56) **References Cited**  
U.S. PATENT DOCUMENTS  
7,042,712 B2 \* 5/2006 Ghosh ..... G06F 1/1605  
345/169  
D578,129 S 10/2008 Weber  
D665,168 S 8/2012 Dawson  
D675,627 S 2/2013 Rouser  
D689,056 S 9/2013 Li  
D690,704 S 10/2013 Padilla et al.  
D691,144 S 10/2013 Peters et al.  
D691,146 S 10/2013 Perez  
D703,672 S 4/2014 Kim et al.  
D710,857 S \* 8/2014 Mecchella ..... D14/440  
D741,335 S 10/2015 Bastian et al.



(56)

**References Cited**

U.S. PATENT DOCUMENTS

D881,894	S	4/2020	Zhang	
D884,709	S	5/2020	Cheng	
D892,805	S *	8/2020	Piper .....	D14/440
D892,806	S *	8/2020	Manzano .....	D14/440
D892,807	S	8/2020	Chan et al.	
D895,630	S *	9/2020	Piper .....	D14/440
D897,349	S	9/2020	Li	
D898,035	S	10/2020	Xu	
D898,747	S	10/2020	Deng	
D902,934	S *	11/2020	Manzano .....	D14/440
D906,336	S	12/2020	Li	
D906,337	S	12/2020	Cheng	
D910,023	S	2/2021	Ahn	
D913,295	S *	3/2021	Piper .....	D14/440
D920,337	S *	5/2021	Chan .....	D14/440
D926,194	S *	7/2021	Piper .....	D14/440
11,197,524	B1 *	12/2021	Piper .....	A45C 11/00
D943,593	S *	2/2022	Chan .....	D14/440
11,360,511	B1 *	6/2022	Piper .....	A45C 11/00
D956,766	S *	7/2022	Wei .....	D14/440

\* cited by examiner

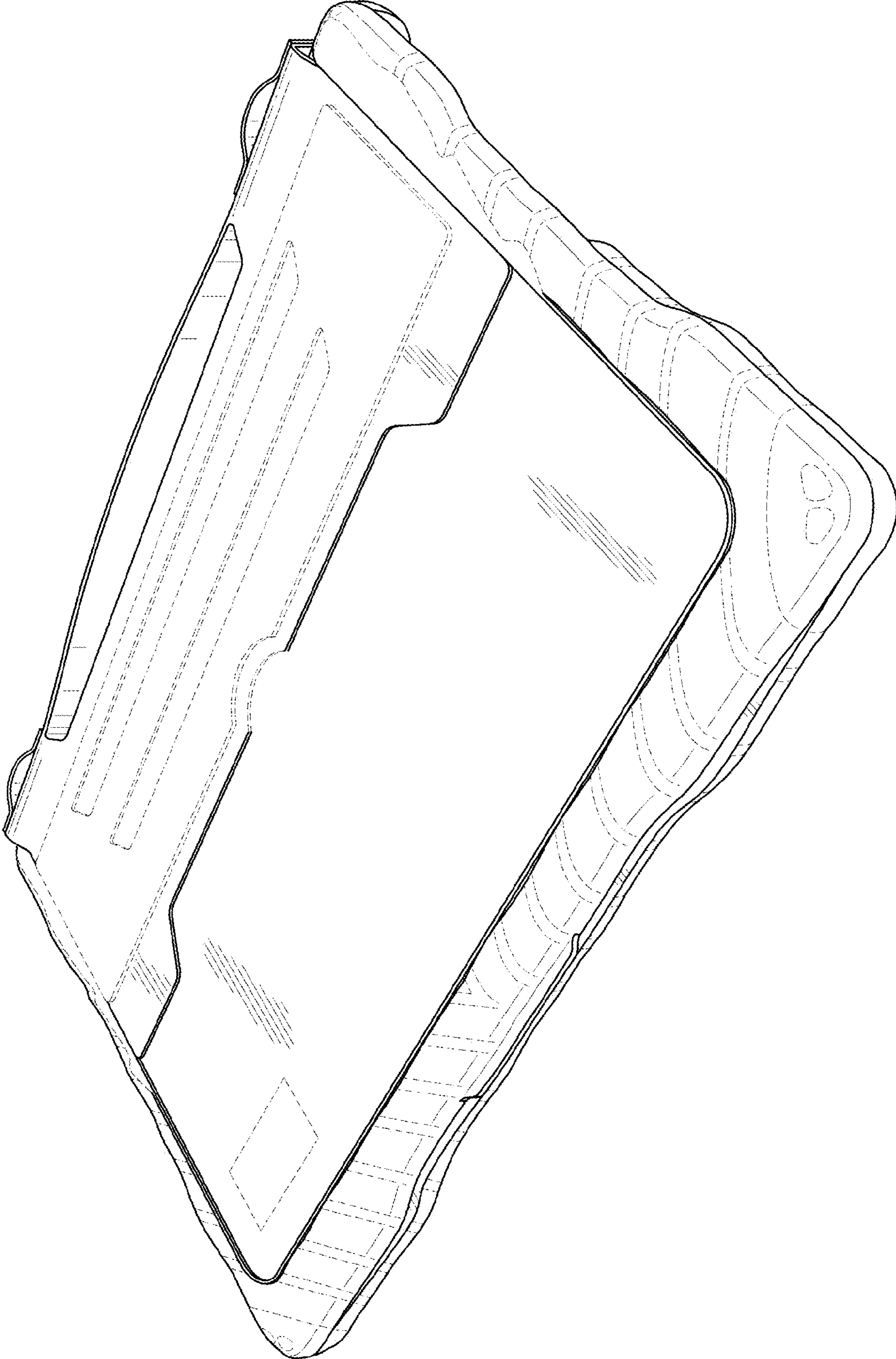


FIG. 1

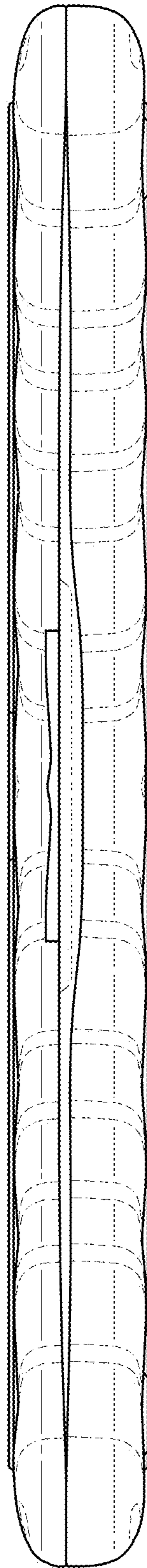


FIG. 2




FIG. 3

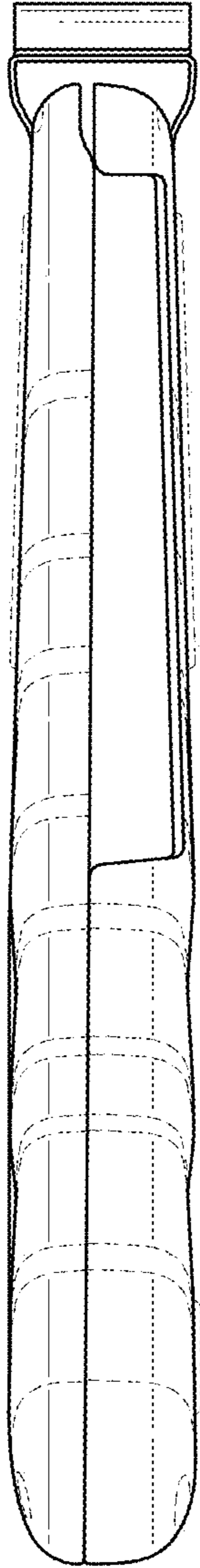


FIG. 4

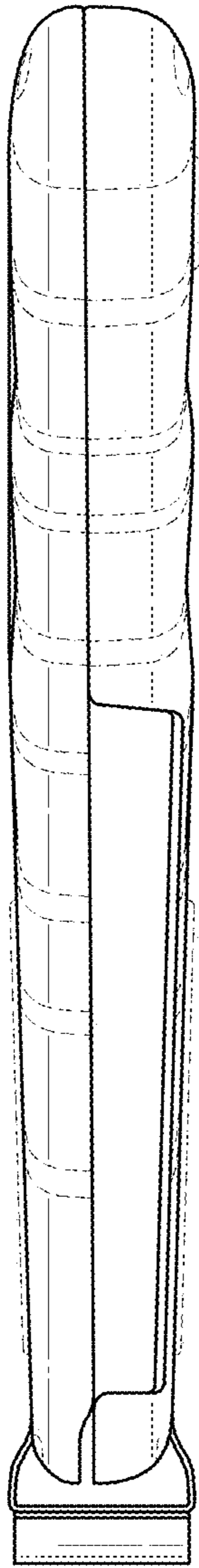


FIG. 5




FIG. 6



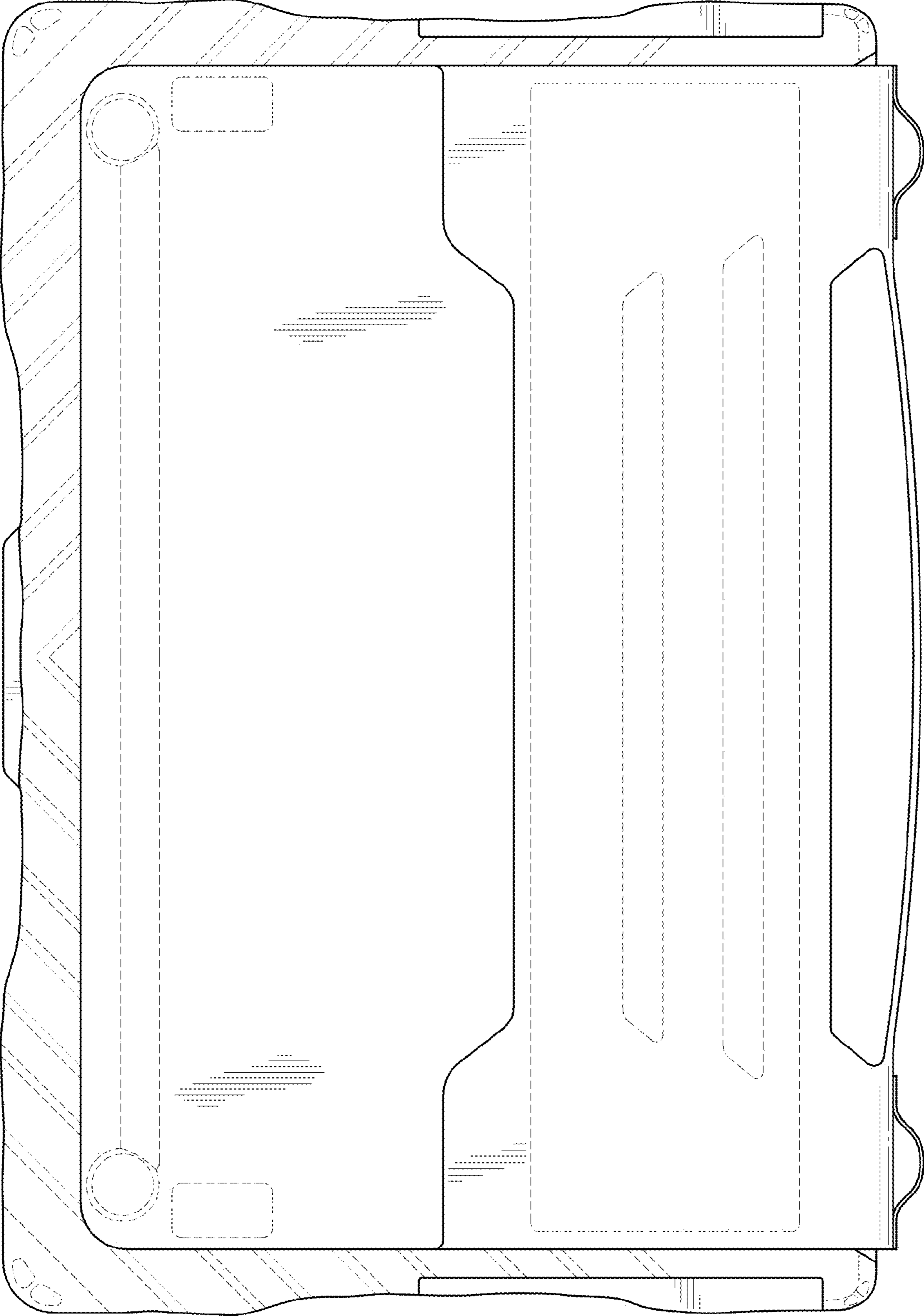


FIG. 7