



US00D964963S

(12) **United States Design Patent**
Sarvis, Jr. et al.

(10) **Patent No.: US D964,963 S**
(45) **Date of Patent: ** Sep. 27, 2022**

(54) **LOUDSPEAKER**

- (71) Applicant: **PreSonus Audio Electronics, Inc.**,
Baton Rouge, LA (US)
- (72) Inventors: **Hugh K. Sarvis, Jr.**, Greensboro, NC
(US); **Norvin Roessing**, Asheboro, NC
(US); **Brian F. Smith**, Baton Rouge,
LA (US)
- (73) Assignee: **PRESONUS AUDIO**
ELECTRONICS, INC., Baton Rouge,
LA (US)
- (**) Term: **15 Years**
- (21) Appl. No.: **29/733,051**
- (22) Filed: **Apr. 29, 2020**
- (51) **LOC (13) Cl. 14-01**
- (52) **U.S. Cl.**
USPC **D14/210**
- (58) **Field of Classification Search**
USPC D14/204, 209.1, 210, 212, 213
CPC H04R 1/30; H04R 1/025; H04R 1/24
See application file for complete search history.

(56) **References Cited**

U.S. PATENT DOCUMENTS

D507,790 S *	7/2005	Dayan	D14/215
D542,268 S *	5/2007	Heath	D14/211
D755,157 S *	5/2016	Redmon	D14/204
D853,349 S *	7/2019	Milstead	D14/168
D853,983 S *	7/2019	Sarvis	D14/204

OTHER PUBLICATIONS

- LD Systems. CURV 500® Series, <https://www.ld-systems.com/en/series/curv-500-series/>.
- LD Systems. CURV 500® Series, <https://www.ld-systems.com/en/series/curv-500-seres/17992/curv-500-d-sat-w?c=3069>.
- LD Systems. CURV 500® Series, <https://www.ld-systems.com/en/series/curv-500-seres/3871/curv-500-s2-w?c=3069>.
- LD Systems, Curv 500® Series, <https://www.ld-systems.com/en/series/curv-500-seres/3875/curv-500-sia-w?c=3069>.

* cited by examiner

Primary Examiner — Khawaja Anwar
Assistant Examiner — Megan Tiana Rakos

(74) *Attorney, Agent, or Firm* — Leason Ellis LLP

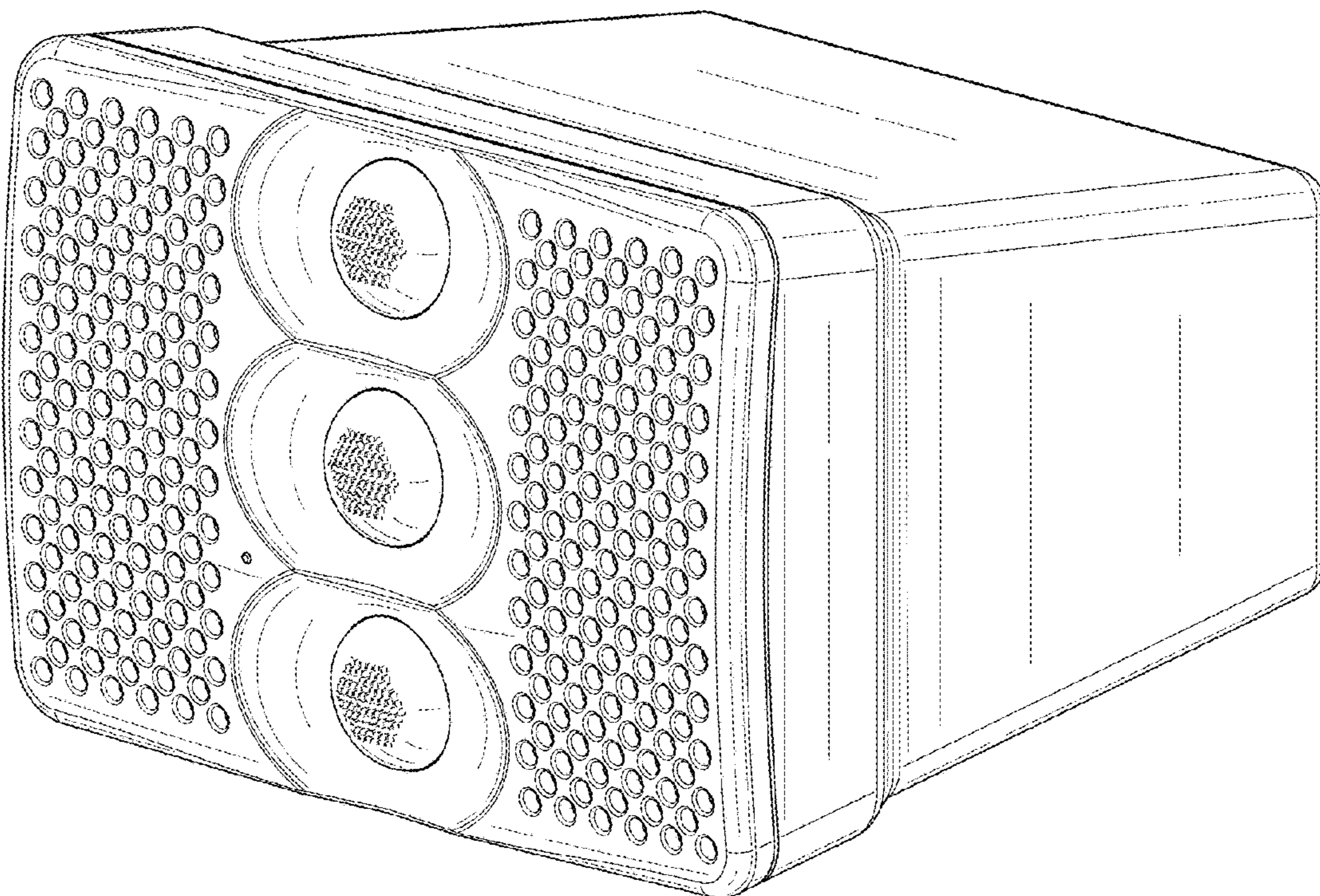
(57) **CLAIM**

The ornamental design for a loudspeaker, as shown and described.

DESCRIPTION

FIG. 1 is a front perspective view of a loudspeaker according to our new design;
 FIG. 2 is a rear perspective view thereof;
 FIG. 3 is a front plan view thereof;
 FIG. 4 is a back plan view thereof;
 FIG. 5 is a right side view thereof;
 FIG. 6 is a left side view thereof;
 FIG. 7 is a top plan view thereof; and,
 FIG. 8 is a bottom plan view thereof.
 The broken lines illustrate environmental structure and form no part of the claimed design.

1 Claim, 8 Drawing Sheets



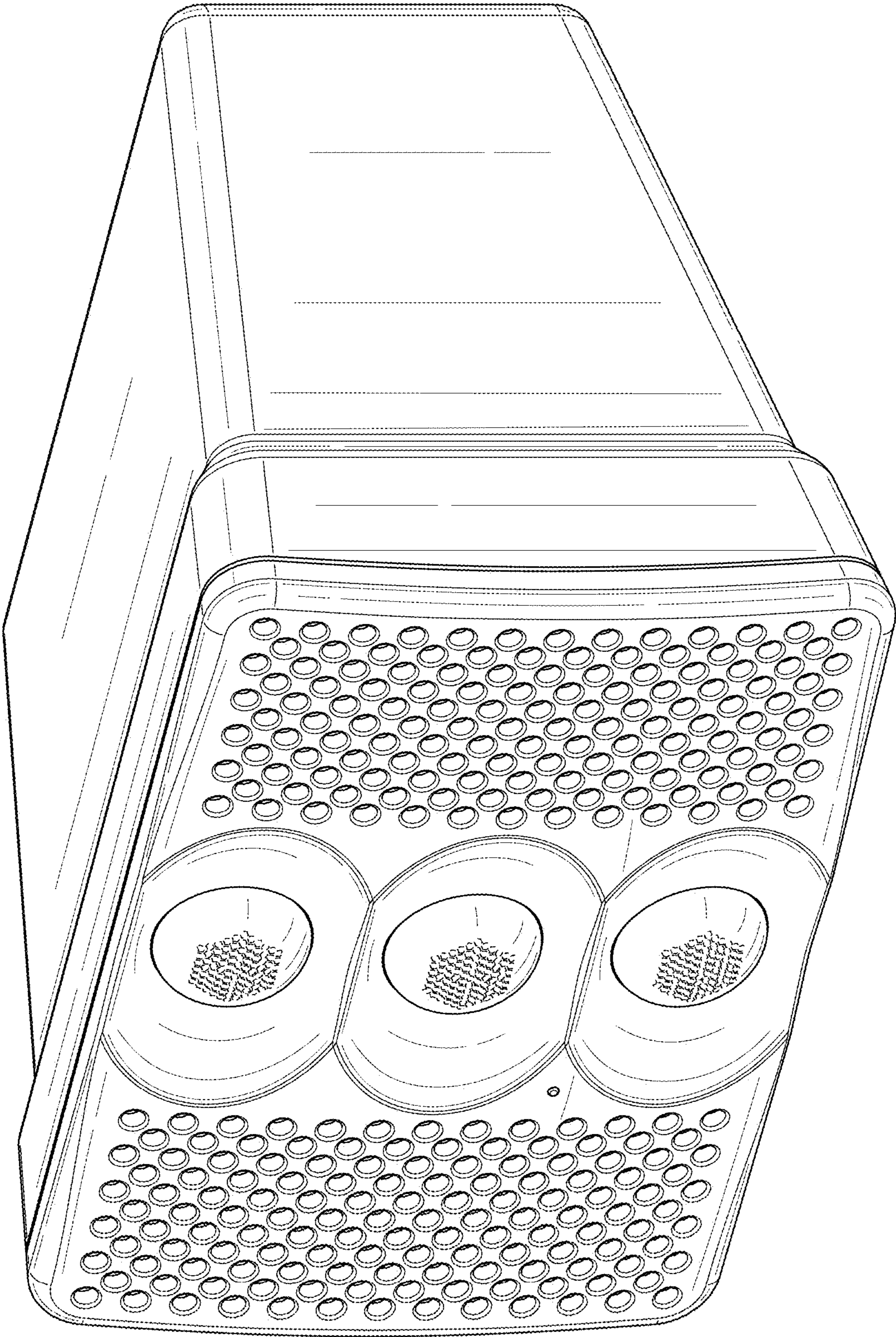


FIG. 1

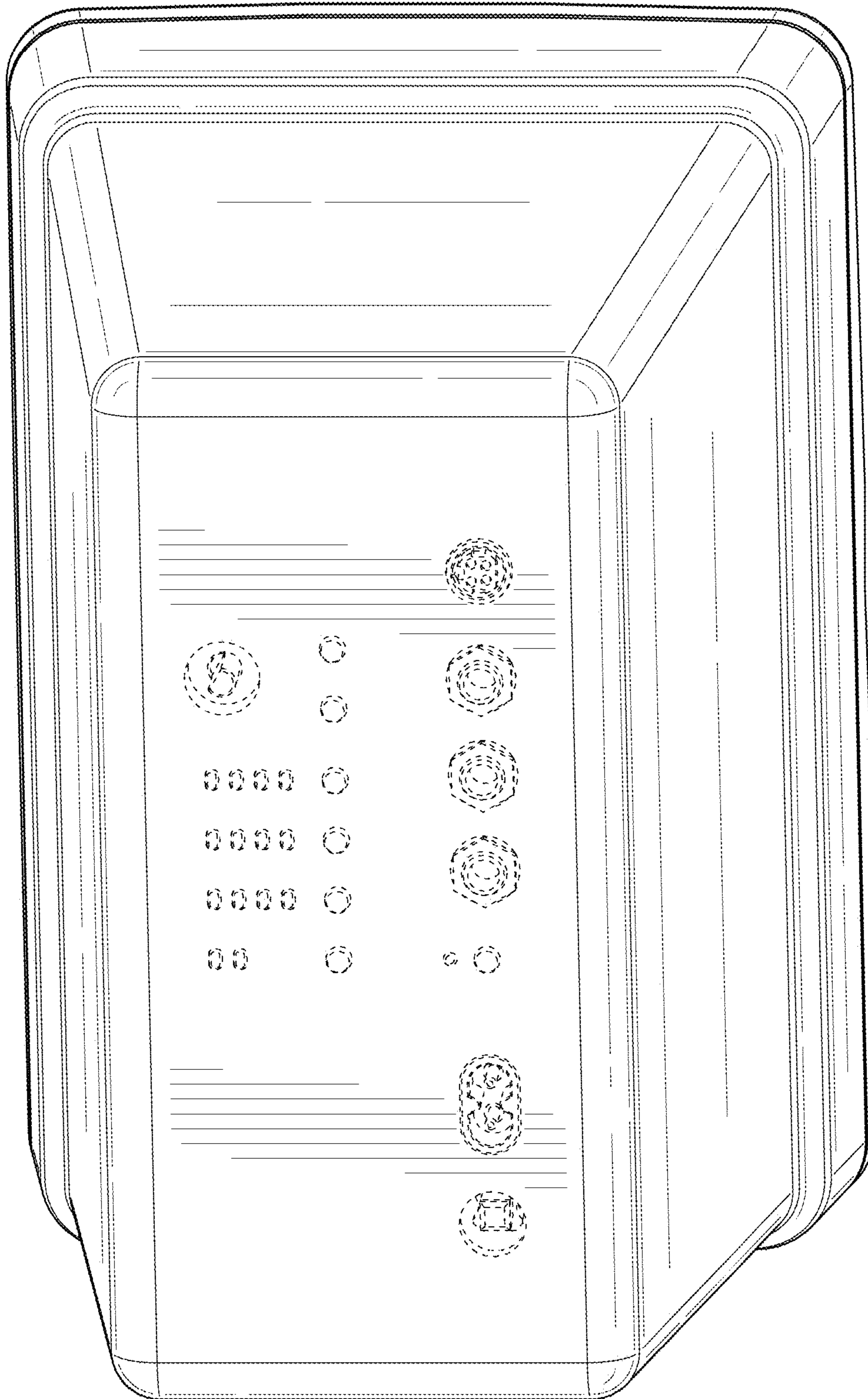


FIG. 2




FIG. 3




FIG. 4




FIG. 5




FIG. 6




FIG. 7




FIG. 8