



US00D964944S

(12) **United States Design Patent** (10) **Patent No.:** **US D964,944 S**
Beristany et al. (45) **Date of Patent:** **** Sep. 27, 2022**

(54) **ADJUSTABLE FIXTURE MOUNTING ASSEMBLY**

(71) Applicant: **Hubbell Incorporated**, Shelton, CT (US)
(72) Inventors: **Victor Beristany**, South Bend, IN (US); **Krzysztof Wojciech Korcz**, Granger, IN (US)
(73) Assignee: **Hubbell Incorporated**, Shelton, CT (US)

(**) Term: **15 Years**

(21) Appl. No.: **29/802,675**

(22) Filed: **Aug. 6, 2021**

Related U.S. Application Data

(62) Division of application No. 29/713,979, filed on Nov. 20, 2019, now Pat. No. Des. 927,963.

(51) **LOC (13) Cl.** **13-03**

(52) **U.S. Cl.**
USPC **D13/154**

(58) **Field of Classification Search**
USPC D8/349, 354, 355, 363, 373-377;
D13/154, 133, 129, 156, 199
CPC .. F16C 29/0623; F16C 29/06; F16C 29/0609;
F16C 29/005; F16C 29/008; F16C 29/04;
F16C 29/0657; F16C 29/004; F16C
29/12; A47B 2088/4235; A47B 88/493;
A47B 88/423; A47B 1/10; Y10S 248/906;
H02G 3/125; H02G 3/126; H02G 3/20;
F21S 8/04

See application file for complete search history.

(56) **References Cited**

U.S. PATENT DOCUMENTS

1,622,087 A 3/1927 Calderwood
1,754,849 A 4/1930 Clayton
1,786,353 A * 12/1930 Logan H02G 3/126
174/63
2,321,640 A 6/1943 Adkins
(Continued)

OTHER PUBLICATIONS

Hubbell Incorporated, Raco—Ceiling Fan Boxes Brochure, 2012, 4 pages.

(Continued)

Primary Examiner — Richard Kearney

Assistant Examiner — Benjamin M Weeks

(74) *Attorney, Agent, or Firm* — Wissing Miller LLP

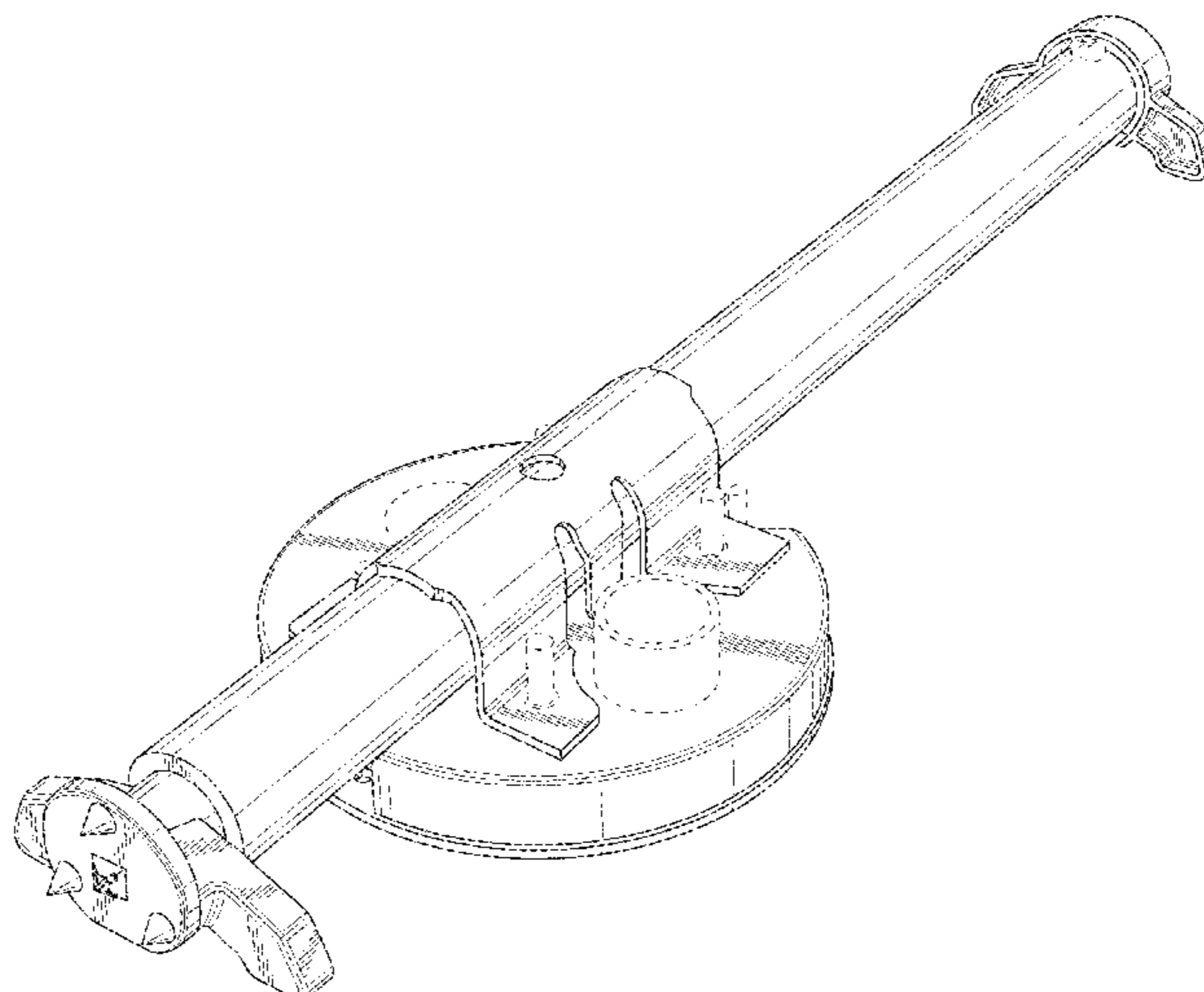
(57) **CLAIM**

The ornamental design for an adjustable fixture mounting assembly, as shown and described.

DESCRIPTION

FIG. 1 is a top perspective view from a first end of the new design for an adjustable fixture mounting assembly in accordance with the present invention;
FIG. 2 is a top perspective view from a second end of the adjustable fixture mounting assembly shown in FIG. 1;
FIG. 3 is an elevation view of a first side of the adjustable fixture mounting assembly shown in FIG. 1;
FIG. 4 is an elevation view of a second side of the adjustable fixture mounting assembly shown in FIG. 1;
FIG. 5 is an end elevation view of the first end of the adjustable fixture mounting assembly shown in FIG. 1;
FIG. 6 is an end elevation view of the second end of the adjustable fixture mounting assembly shown in FIG. 1;
FIG. 7 is a top plan view of the adjustable fixture mounting assembly shown in FIG. 1; and,
FIG. 8 is a bottom plan view of the adjustable fixture mounting assembly shown in FIG. 1.
The broken lines shown in the drawings illustrate environmental structure and form no part of the claimed design.

1 Claim, 6 Drawing Sheets



(56)

References Cited

U.S. PATENT DOCUMENTS

2,732,162 A 1/1956 McKinley
 D223,686 S 5/1972 Sadler et al.
 4,463,923 A 8/1984 Reiker
 4,513,994 A 4/1985 Dover et al.
 4,892,211 A 1/1990 Jorgensen
 4,909,405 A 3/1990 Kerr, Jr.
 5,044,582 A 9/1991 Walters
 5,150,868 A 9/1992 Kaden
 5,234,119 A 8/1993 Jorgensen et al.
 5,272,605 A 12/1993 Johnstone
 5,303,894 A 4/1994 Deschamps et al.
 5,393,026 A 2/1995 Deschamps et al.
 5,484,076 A 1/1996 Petrushka
 5,606,147 A * 2/1997 Deschamps H02G 3/125
 174/491
 5,624,202 A 4/1997 Grierson
 D384,674 S 10/1997 Grolle et al.
 5,720,461 A 2/1998 Kerr, Jr.
 5,954,304 A 9/1999 Jorgensen
 6,595,479 B2 7/2003 Pfaller
 6,595,497 B1 7/2003 Linford et al.
 6,761,341 B2 7/2004 Pfaller
 6,768,071 B1 * 7/2004 Gretz H02G 3/20
 248/200.1
 6,889,943 B2 5/2005 Dinh et al.
 7,148,420 B1 12/2006 Johnson et al.
 7,429,025 B1 * 9/2008 Gretz H02G 3/20
 248/200.1
 7,735,794 B1 * 6/2010 Gretz E04B 9/006
 248/200.1
 7,837,172 B2 11/2010 Johnson et al.
 8,889,984 B2 11/2014 Korcz et al.
 9,285,074 B2 3/2016 Korcz et al.
 9,470,360 B2 10/2016 Korcz et al.
 9,627,867 B2 4/2017 Korcz et al.
 D804,553 S 12/2017 Takagi et al.
 9,899,817 B2 2/2018 Korcz et al.
 10,008,842 B1 6/2018 Baldwin et al.
 D831,467 S * 10/2018 Crichton D8/356

10,218,109 B2 2/2019 Mortun
 10,333,288 B2 6/2019 Korcz et al.
 D854,895 S 7/2019 Cigarini
 D871,466 S 12/2019 Okada et al.
 D871,894 S * 1/2020 Brett D8/356
 D884,757 S 5/2020 Fujii
 D885,867 S 6/2020 Chapman
 D898,654 S 10/2020 Huang
 D927,963 S * 8/2021 Beristany D8/349
 D937,779 S * 12/2021 Tang H02G 3/12
 D13/133
 D937,780 S * 12/2021 Kondo H02G 3/20
 D13/133
 2002/0171019 A1 11/2002 Johnson
 2002/0179599 A1 12/2002 Dinh
 2005/0045793 A1 3/2005 Johnson et al.
 2005/0109907 A1 5/2005 Herth
 2005/0121561 A1 6/2005 Sweigard
 2007/0062317 A1 3/2007 Nagai et al.
 2007/0137121 A1 6/2007 Roesch et al.
 2008/0179481 A1 * 7/2008 Rubin de la Borbolla
 H02G 3/125
 248/200.1
 2008/0230668 A1 * 9/2008 Johnson H02G 3/20
 248/343
 2010/0065296 A1 * 3/2010 Lalancette H02G 3/123
 174/61
 2010/0084186 A1 * 4/2010 Libby, II H02G 3/125
 174/549
 2014/0298933 A1 8/2014 Kohlmeyer et al.
 2017/0331269 A1 11/2017 Hansen
 2022/0006274 A1 * 1/2022 Beristany H02G 3/12

OTHER PUBLICATIONS

Hubbell Incorporated, Raco—Ceiling Fan Sales Drawings, Oct. 26, 2015, 1 page.
 Hubbel Canada LLP, 4" Round Ceiling Fan-rated Support for Kwik-Brace Brochure for New Work, Pickering Ontario, Jul. 2012, 1 page.

* cited by examiner

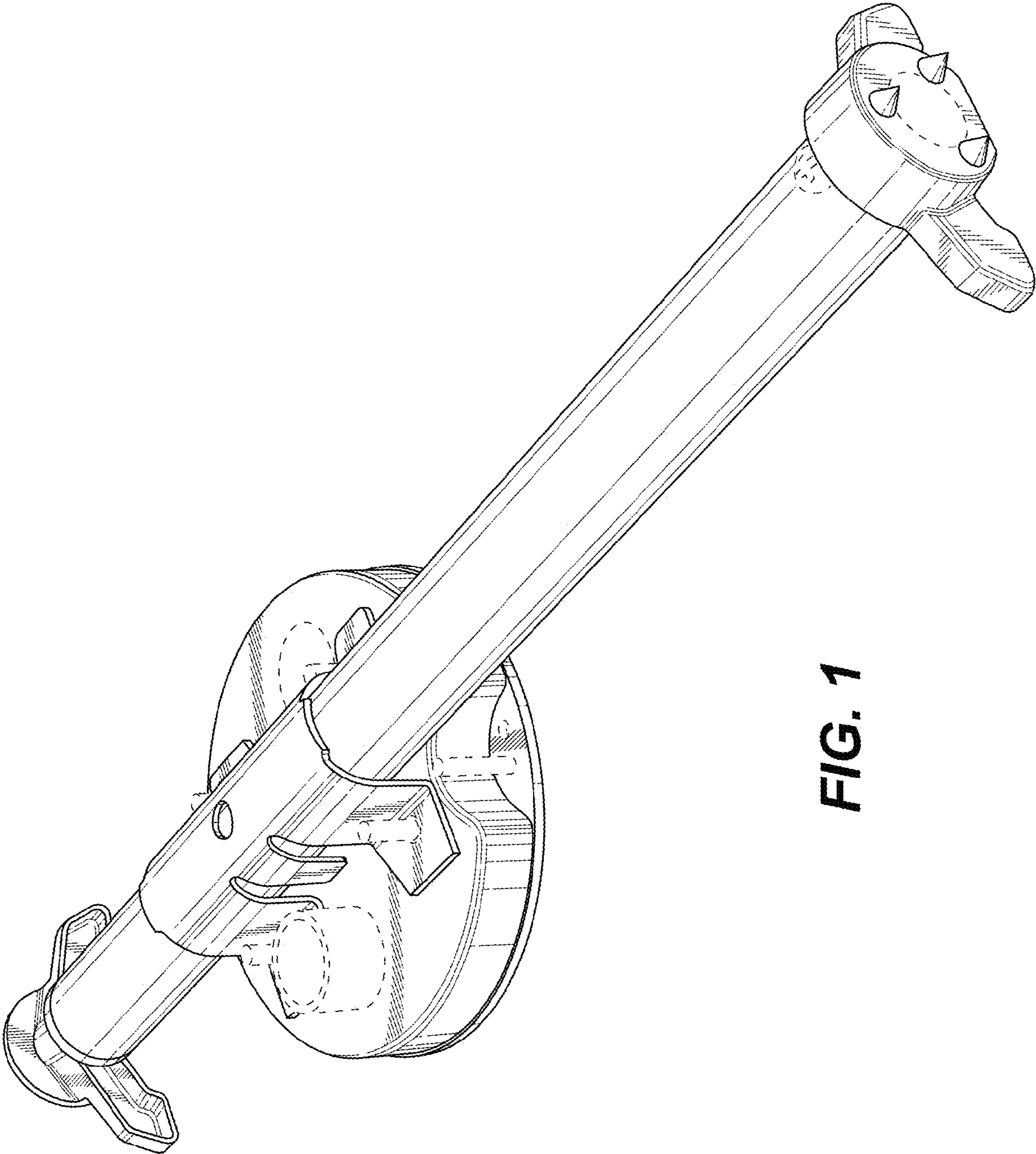


FIG. 1

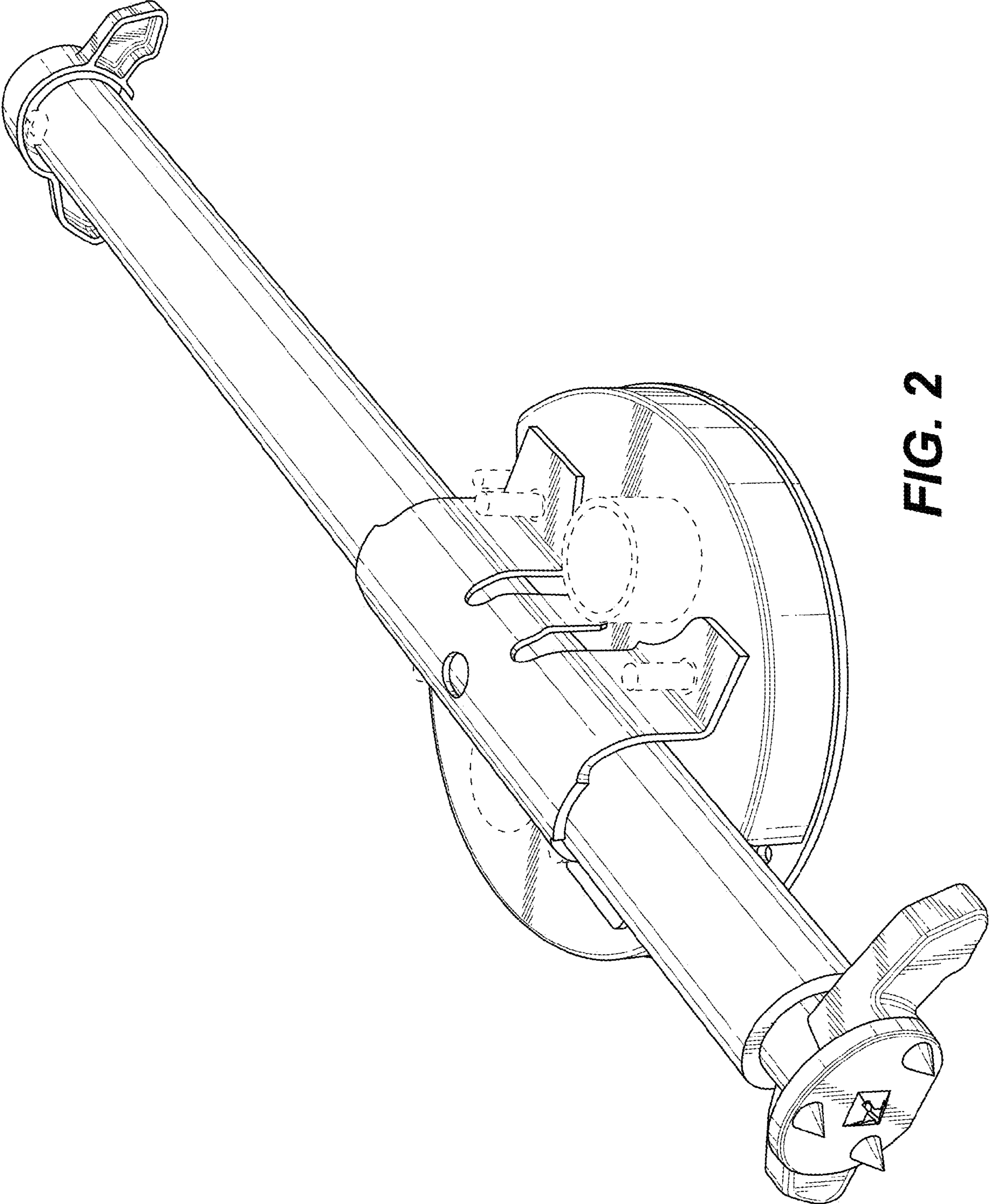


FIG. 2

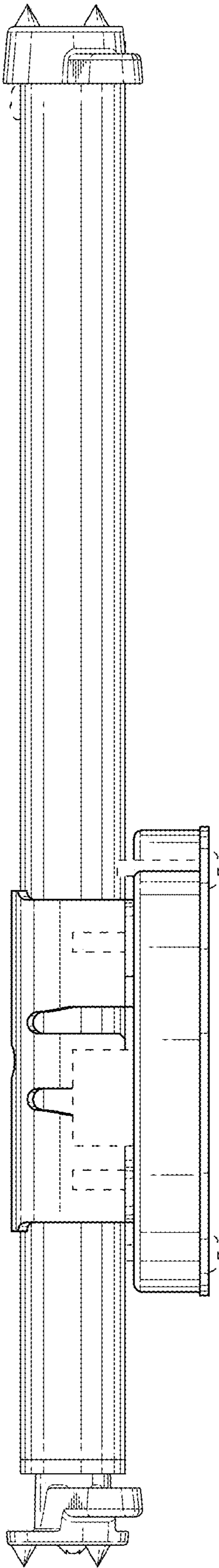


FIG. 3

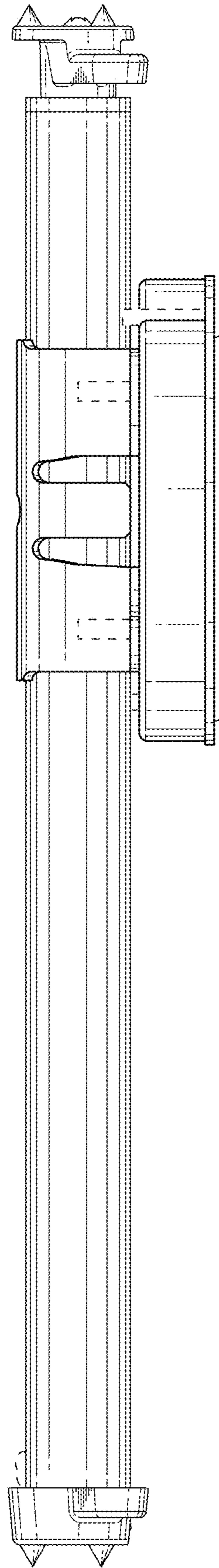


FIG. 4

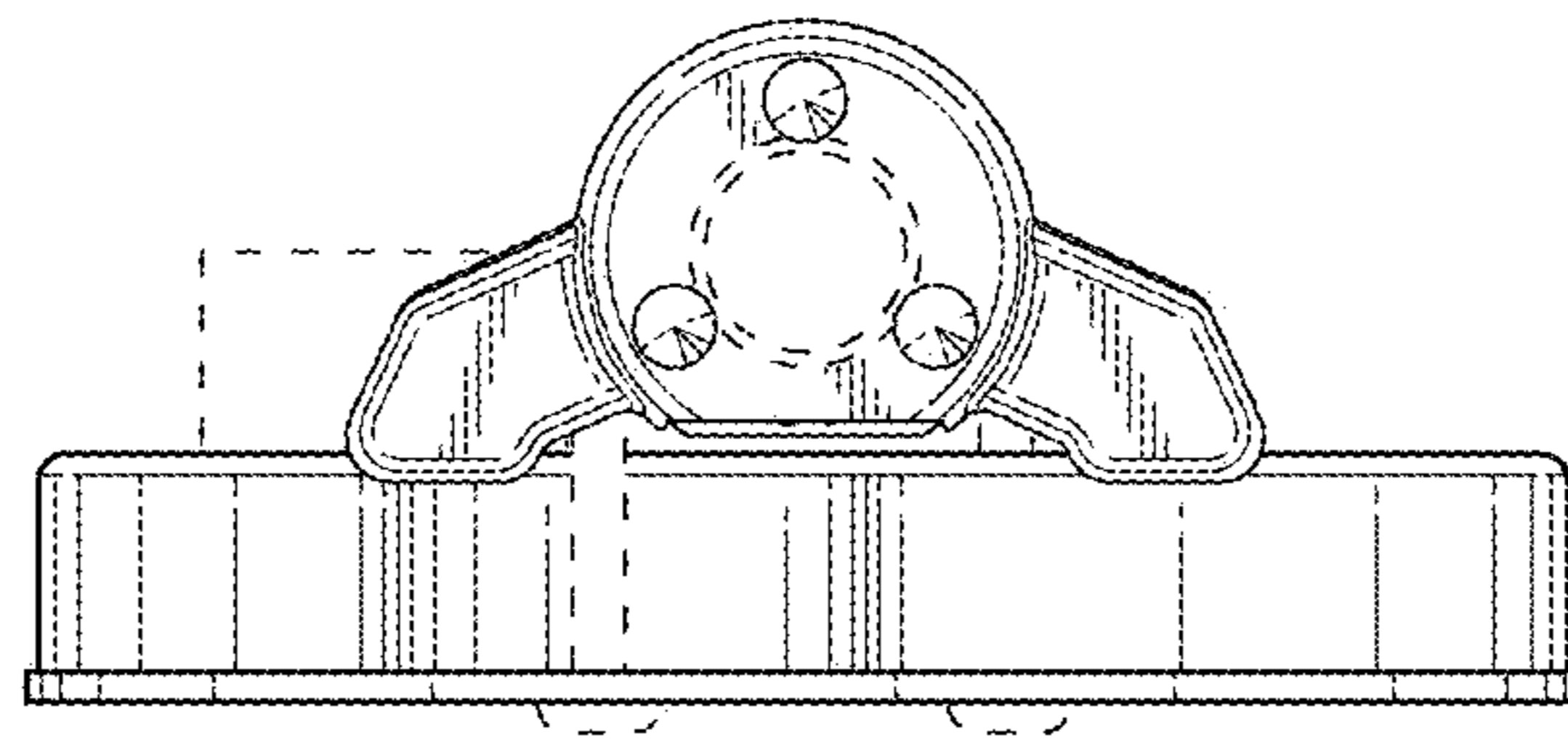


FIG. 5

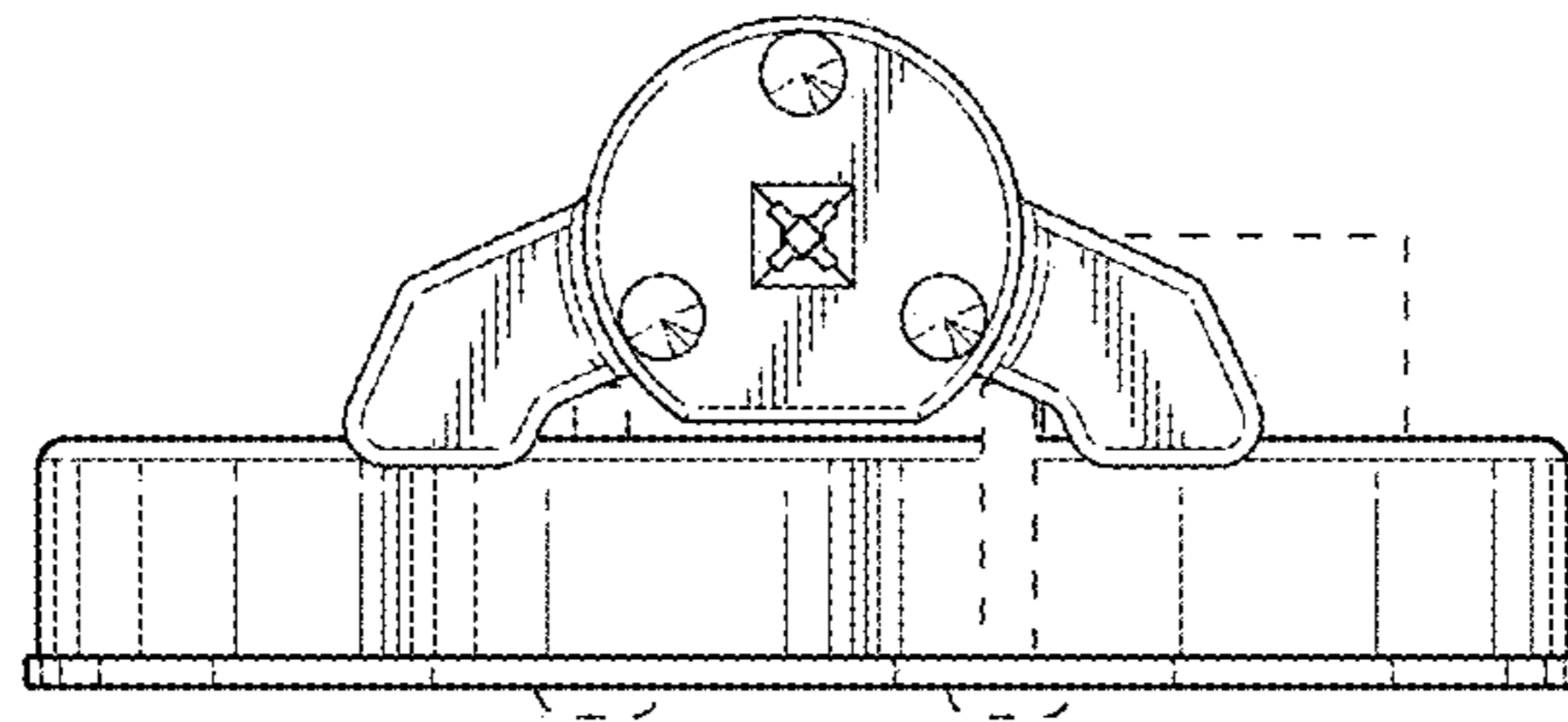


FIG. 6

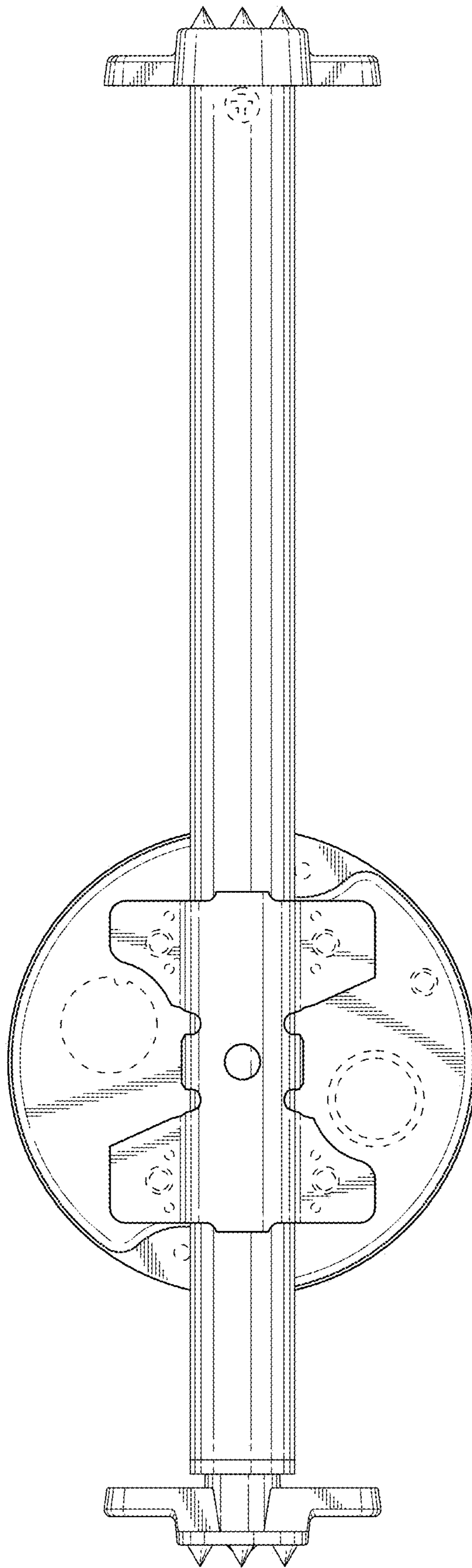


FIG. 7

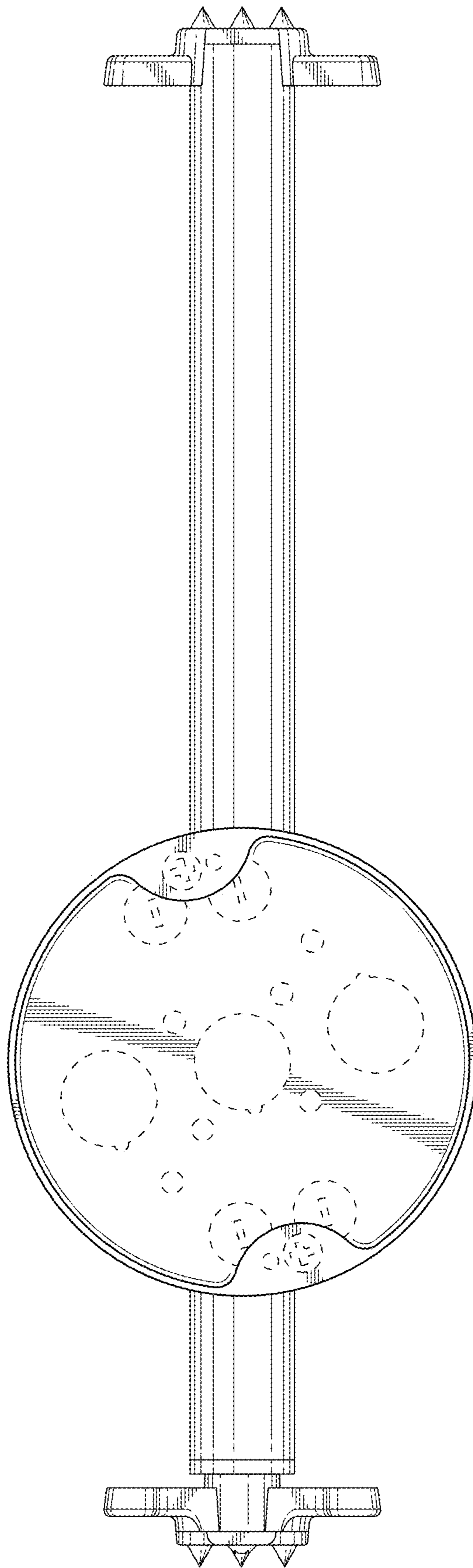


FIG. 8