



US00D964930S

(12) **United States Design Patent** (10) **Patent No.:** **US D964,930 S**
Woo et al. (45) **Date of Patent:** **** Sep. 27, 2022**

(54) **PORTABLE BATTERY**

(56) **References Cited**

(71) Applicant: **SAMSUNG ELECTRONICS CO., LTD.**, Gyeonggi-do (KR)

U.S. PATENT DOCUMENTS

(72) Inventors: **Sangsung Woo**, Gyeonggi-do (KR);
Siyeon Lee, Gyeonggi-do (KR)

D575,729	S	*	8/2008	Nomi	D13/107
D677,623	S	*	3/2013	Fitch	D13/108
D708,129	S	*	7/2014	Houghton	D13/103
D711,820	S	*	8/2014	Zeng	D13/103
D733,051	S	*	6/2015	Wang	D13/103
D763,185	S	*	8/2016	Wen	D13/103
D812,000	S	*	3/2018	Li	D13/103
D814,405	S	*	4/2018	Hahn	D13/107
D885,327	S	*	5/2020	Leeds-Frank	D13/103
D894,828	S	*	9/2020	Chen	D14/434
D911,960	S	*	3/2021	Le	D13/110
D923,626	S	*	6/2021	Zhang	D14/433
D940,654	S	*	1/2022	Lin	D13/108

(73) Assignee: **SAMSUNG ELECTRONICS CO., LTD.**, Gyeonggi-Do (KR)

(**) Term: **15 Years**

(21) Appl. No.: **29/756,074**

* cited by examiner

(22) Filed: **Oct. 26, 2020**

(30) **Foreign Application Priority Data**

Sep. 18, 2020 (KR) 30-2020-0044984

Primary Examiner — Nathaniel D. Buckner

(51) **LOC (13) Cl.** **13-02**

(74) *Attorney, Agent, or Firm* — Cantor Colburn LLP

(52) **U.S. Cl.**
USPC **D13/108; D13/103**

(57) **CLAIM**

The ornamental design for a portable battery, as shown and described.

(58) **Field of Classification Search**
USPC D13/102–110, 118–119, 184, 199;
D14/356, 432

DESCRIPTION

CPC Y02E 60/10; H01M 10/44; H01M 10/46;
H01M 10/465; H01M 10/482; H01M
10/4257; H01M 10/12; H01M 10/623;
H01M 10/6235; H01M 2200/30; H01M
2250/30; H01M 2250/40; H01M 2250/20;
H01M 2220/30; H01M 50/10; H01M
50/136; H01M 50/56; H01M 50/1385;
H01M 4/0433; H01M 6/505; H02J 7/00;
H02J 7/0003; H02J 7/0013; H04B
1/3888; A45C 2011/002; H04M 1/0283

FIG. 1 is a front perspective view of a portable battery, showing our new design;
 FIG. 2 is a front view thereof;
 FIG. 3 is a rear view thereof;
 FIG. 4 is a left-side view thereof;
 FIG. 5 is a right-side view thereof;
 FIG. 6 is a top view thereof;
 FIG. 7 is a bottom view thereof; and,
 FIG. 8 is a rear perspective view thereof.

The broken lines illustrating portions of the portable battery form no part of the claimed design.

See application file for complete search history.

1 Claim, 6 Drawing Sheets

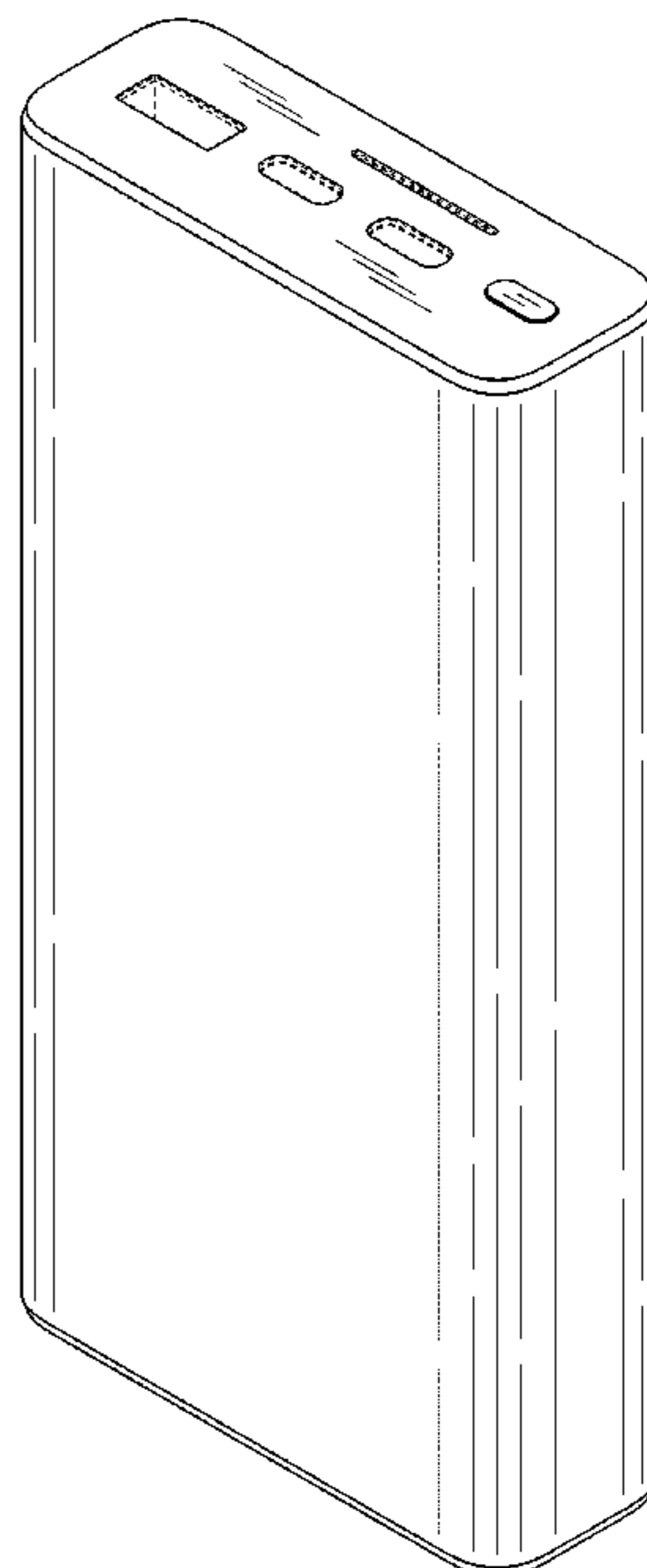


FIG.1

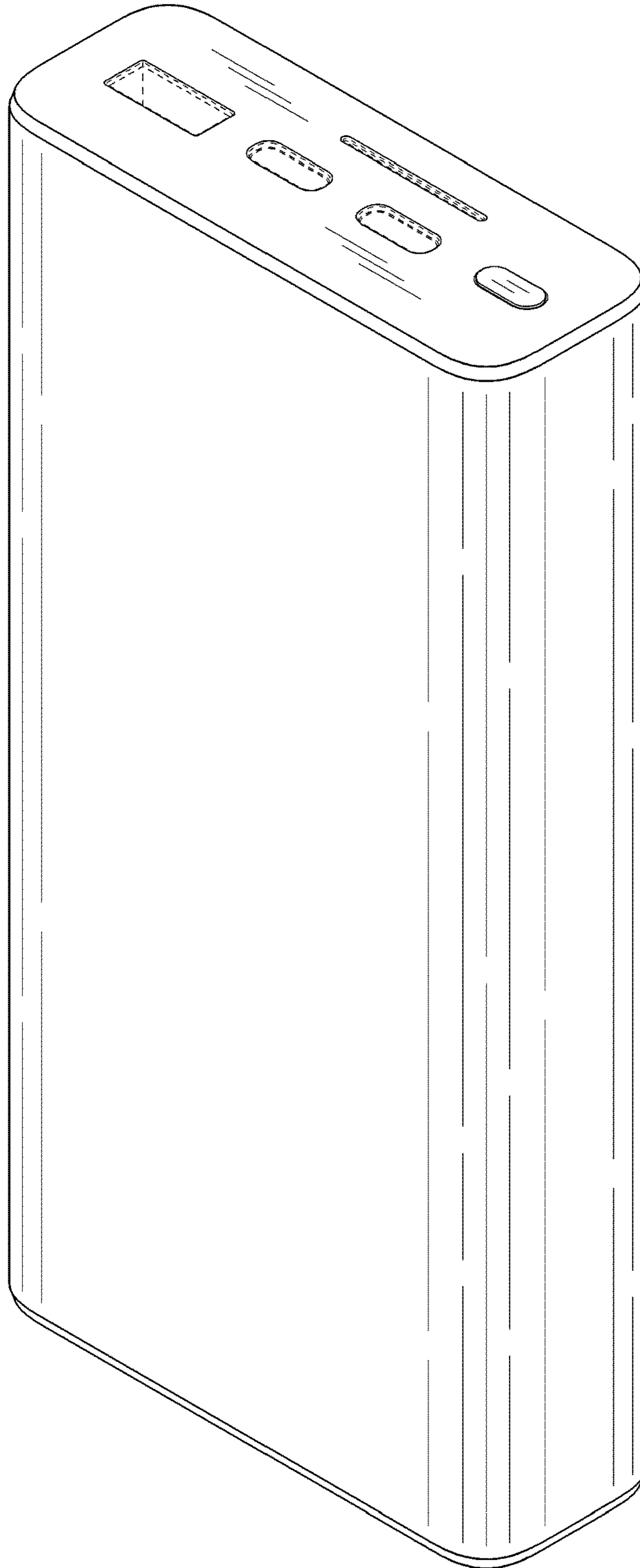


FIG.2




FIG.3




FIG.4




FIG.5

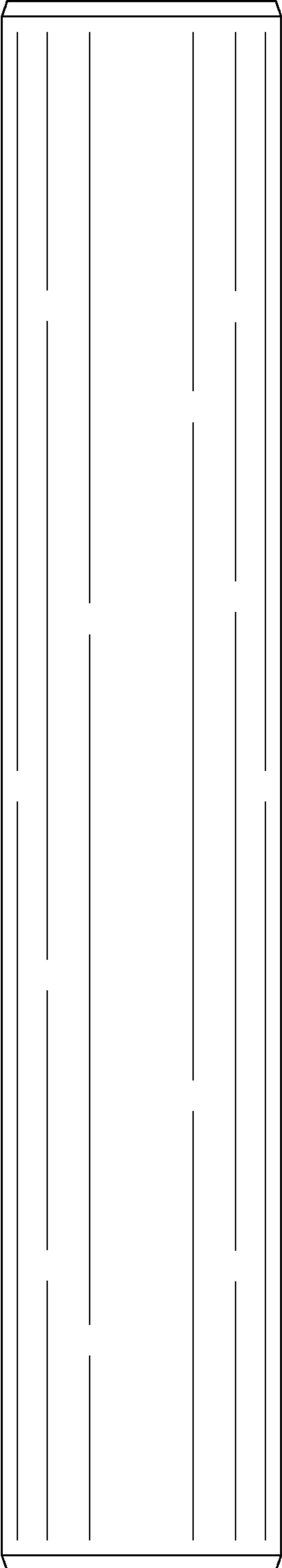


FIG.6

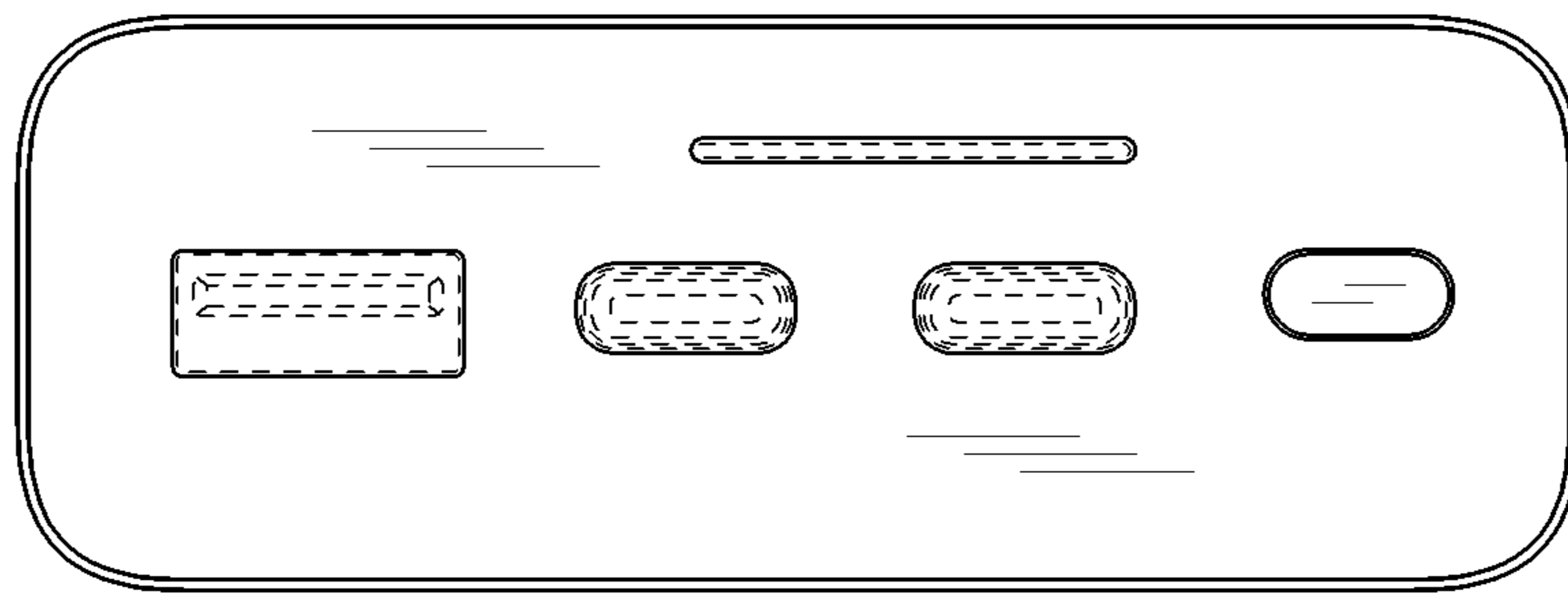


FIG.7

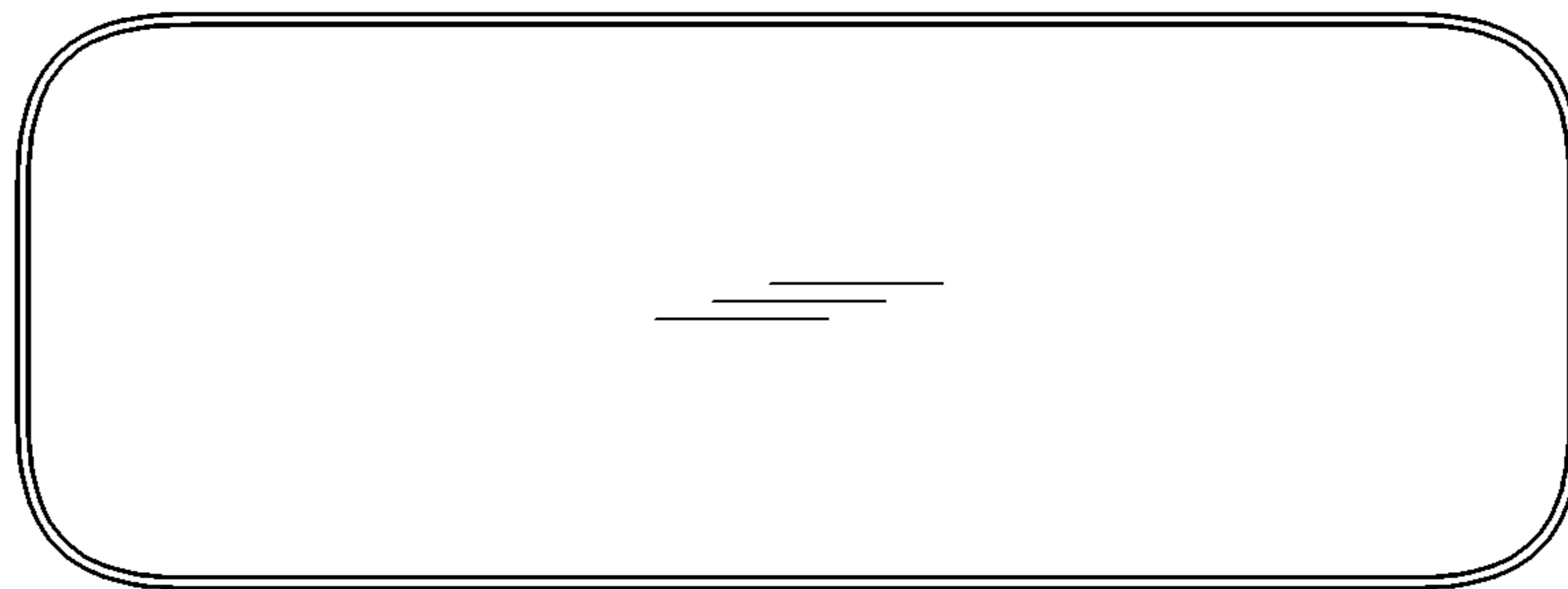


FIG.8

