



US00D964919S

(12) **United States Design Patent**
Nakamichi et al.

(10) **Patent No.:** **US D964,919 S**
(45) **Date of Patent:** **** Sep. 27, 2022**

(54) **TIRE FOR AUTOMOBILE**
(71) Applicant: **SUMITOMO RUBBER INDUSTRIES, LTD.**, Hyogo (JP)
(72) Inventors: **Teppei Nakamichi**, Kobe (JP); **Yuto Ohte**, Kobe (JP); **Minoru Terada**, Kobe (JP); **Kenji Ueda**, Kobe (JP); **Hiroki Uno**, Kobe (JP); **Hideki Osawa**, Kobe (JP); **Tomo Niura**, Kobe (JP); **Etsuro Takada**, Kobe (JP); **Daisuke Morito**, Kobe (JP)

(**) Term: **15 Years**

(21) Appl. No.: **35/511,946**

(22) Filed: **Nov. 26, 2020**

(80) **Hague Agreement Data**
Int. Filing Date: **Nov. 26, 2020**
Int. Reg. No.: **DM/211547**
Int. Reg. Date: **Nov. 26, 2020**
Int. Reg. Pub. Date: **May 28, 2021**

(51) **LOC (13) Cl.** **12-15**
(52) **U.S. Cl.**
USPC **D12/588**

(58) **Field of Classification Search**
USPC D12/586, 587, 588, 589, 590, 594, 595, D12/600, 601, 602, 603, 900
CPC . B60C 11/00; B60C 11/0016; B60C 11/0304; B60C 11/0302; B60C 11/0306; B60C 11/0309; B60C 11/0318; B60C 11/0311; B60C 11/042; B60C 11/11; B60C 11/12; B60C 11/13
See application file for complete search history.

(56) **References Cited**
U.S. PATENT DOCUMENTS
D368,687 S * 4/1996 Hayashi D12/590
D586,733 S * 2/2009 Shinohara D12/901

D647,841 S * 11/2011 Ebel D12/521
D668,208 S * 10/2012 Brown D12/588
D712,343 S * 9/2014 Wakishima D12/588
D728,464 S * 5/2015 Kudo D12/589
D736,697 S * 8/2015 Leocadio D12/588
D756,295 S * 5/2016 Pingnat D12/588
D765,585 S * 9/2016 Fujii D12/588
D770,367 S * 11/2016 Schimmoeller, Jr. D12/588
D777,093 S * 1/2017 Tsukamoto D12/585
D779,416 S * 2/2017 Zhang D12/585
D787,432 S * 5/2017 Hoshiba D12/588
D805,461 S * 12/2017 Majerus D12/523
D806,007 S * 12/2017 Robbins D12/588
D812,550 S * 3/2018 Digman D12/588
D813,147 S * 3/2018 Schoeppner D12/588
D819,555 S * 6/2018 Schimmoeller, Jr. D12/600
D822,588 S * 7/2018 Skurich D12/600
10,155,420 B2 * 12/2018 Lepisto B60C 11/1307
D849,673 S * 5/2019 Wang D12/588

(Continued)

Primary Examiner — Darlington Ly


(57) **CLAIM**

The ornamental design for a tire for automobile, as shown and described.

DESCRIPTION

1. Tire for automobile
1.1 is a front elevation view of a tire for automobile embodying our new design;
1.2 is a rear elevation view thereof;
1.3 is a top plan view thereof;
1.4 is a bottom plan view thereof;
1.5 is a right side elevation view thereof;
1.6 is a left side elevation view thereof;
1.7 is a perspective view thereof; and
1.8 is an enlarged and partial front elevation view thereof, wherein the area of enlargement is indicated by the broken line bracket marked **1.8** in **1.1**.
The ghosted or low contrasted showing of portions of the tire for automobile do not form part of the claimed design.

1 Claim, 8 Drawing Sheets



(56)

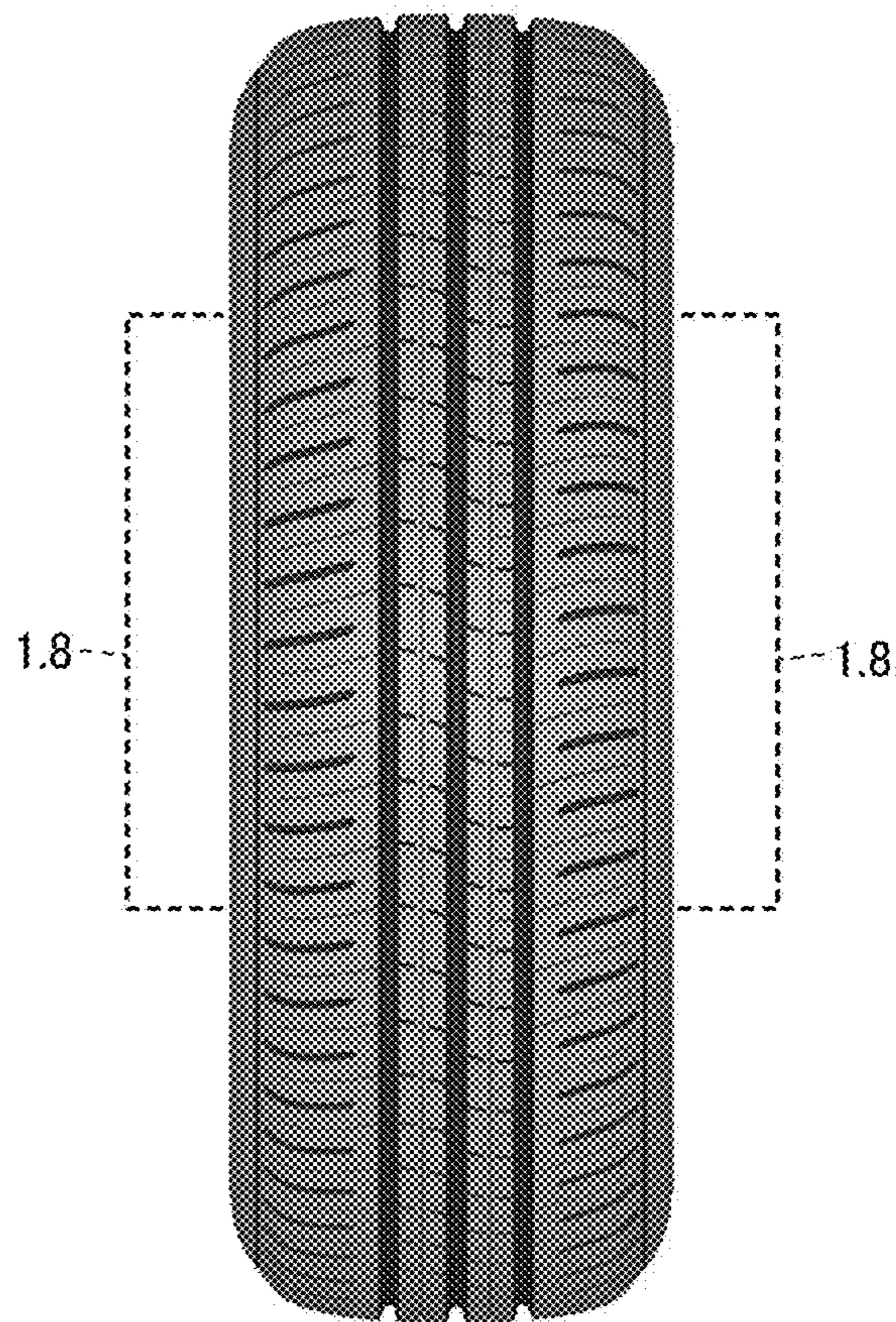
References Cited

U.S. PATENT DOCUMENTS


D849,674	S	*	5/2019	Wang	D12/588
D854,490	S	*	7/2019	Wakasugi	D12/519
D856,910	S	*	8/2019	Mishima	D12/588
D861,583	S	*	10/2019	Zimmerman	D12/588
D864,847	S	*	10/2019	Zhang	D12/588
D864,848	S	*	10/2019	Zhang	D12/588
D876,328	S	*	2/2020	Furusawa	D12/588
D880,409	S	*	4/2020	Horiguchi	D12/588
D880,410	S	*	4/2020	Yamaoka	D12/588
D883,907	S	*	5/2020	Nyun	D12/588
D886,717	S	*	6/2020	Pribula	D12/588
2018/0250989	A1	*	9/2018	Bode	B60C 11/1307

* cited by examiner


1.1




1.2



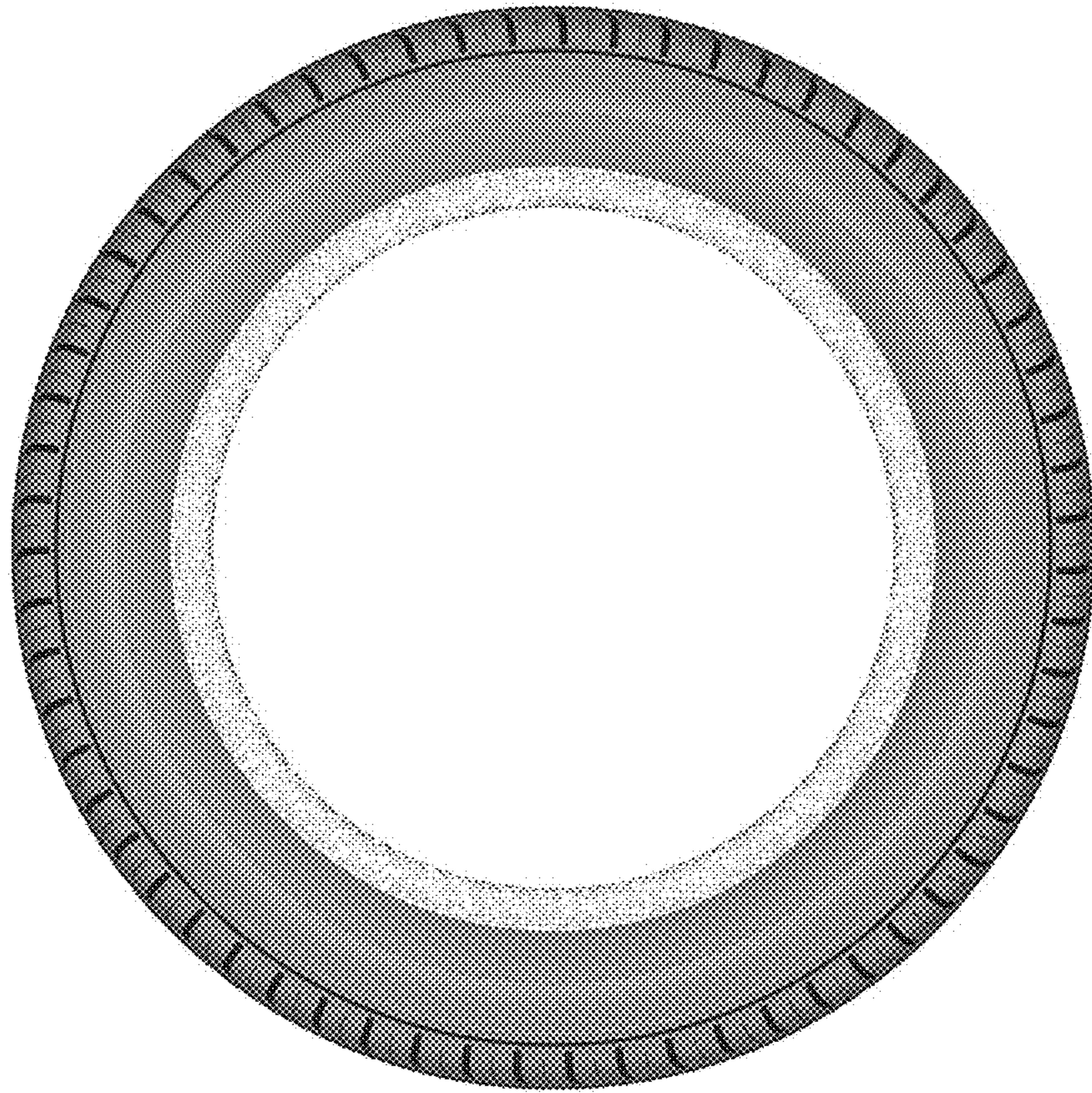
1.3




1.4



1.5



1.6



1.7



1.8

