



US00D964915S

(12) **United States Design Patent** (10) **Patent No.:** **US D964,915 S**  
**Proietti et al.** (45) **Date of Patent:** **\*\* Sep. 27, 2022**

(54) **TIRE**  
(71) Applicant: **The Goodyear Tire & Rubber Company, Akron, OH (US)**  
(72) Inventors: **Julien Vito Proietti, Luxembourg (LU); Alexander Ossipov, Leuven (BE); Frank Helmut Bucher, Konz (DE); Christian Jean-Michel Jetten, Mabompre (BE)**

D665,335 S 8/2012 Baumard et al. .... D12/517  
D666,137 S 8/2012 Sieber et al. .... D12/517  
D667,358 S 9/2012 Fontaine et al. .... D12/518  
D679,241 S 4/2013 Fehl et al. .... D12/524  
D692,371 S 10/2013 Fontaine et al. .... D12/517  
D715,214 S 10/2014 Fontaine et al. .... D12/523  
D730,269 S 5/2015 Maxwell et al. .... D12/523  
D737,751 S 9/2015 Bourel et al. .... D12/521  
D768,054 S 10/2016 Wang et al. .... D12/523  
D771,554 S 11/2016 Garcia et al. .... D12/574

(Continued)

(73) Assignee: **The Goodyear Tire & Rubber Company, Akron, OH (US)**

(\*\*) Term: **15 Years**

(21) Appl. No.: **29/756,391**

(22) Filed: **Oct. 28, 2020**

(51) **LOC (13) Cl.** ..... **12-15**

(52) **U.S. Cl.**  
USPC ..... **D12/521**

(58) **Field of Classification Search**  
USPC ..... D12/500-532, 604  
CPC ..... Y10T 152/10027; B60C 1/0016; B60C 11/0306; B60C 11/0302; B60C 3/06; B60C 9/17

See application file for complete search history.

(56) **References Cited**

**U.S. PATENT DOCUMENTS**

D599,276 S 9/2009 Fontaine et al. .... D12/519  
D601,939 S 10/2009 Fontaine et al. .... D12/519  
D609,161 S 2/2010 Fontaine et al. .... D12/517  
D609,627 S 2/2010 Frappart et al. .... D12/523  
D623,586 S 9/2010 Fontaine et al. .... D12/519  
D626,910 S 11/2010 Bott et al. .... D12/519  
D634,699 S 3/2011 Fontaine et al. .... D12/517  
D639,722 S 6/2011 Sieber et al. .... D12/532  
D644,593 S 9/2011 Fontaine et al. .... D12/523  
D659,633 S 5/2012 Bindner et al. .... D12/521

**OTHER PUBLICATIONS**

U.S. Appl. No. 29/717,575, filed Dec. 18, 2019, Pautard, et al.

*Primary Examiner* — John A Voytek

(74) *Attorney, Agent, or Firm* — Robert N. Lipschik; June E. Rickey

(57) **CLAIM**

The ornamental design for a tire, as shown and described.

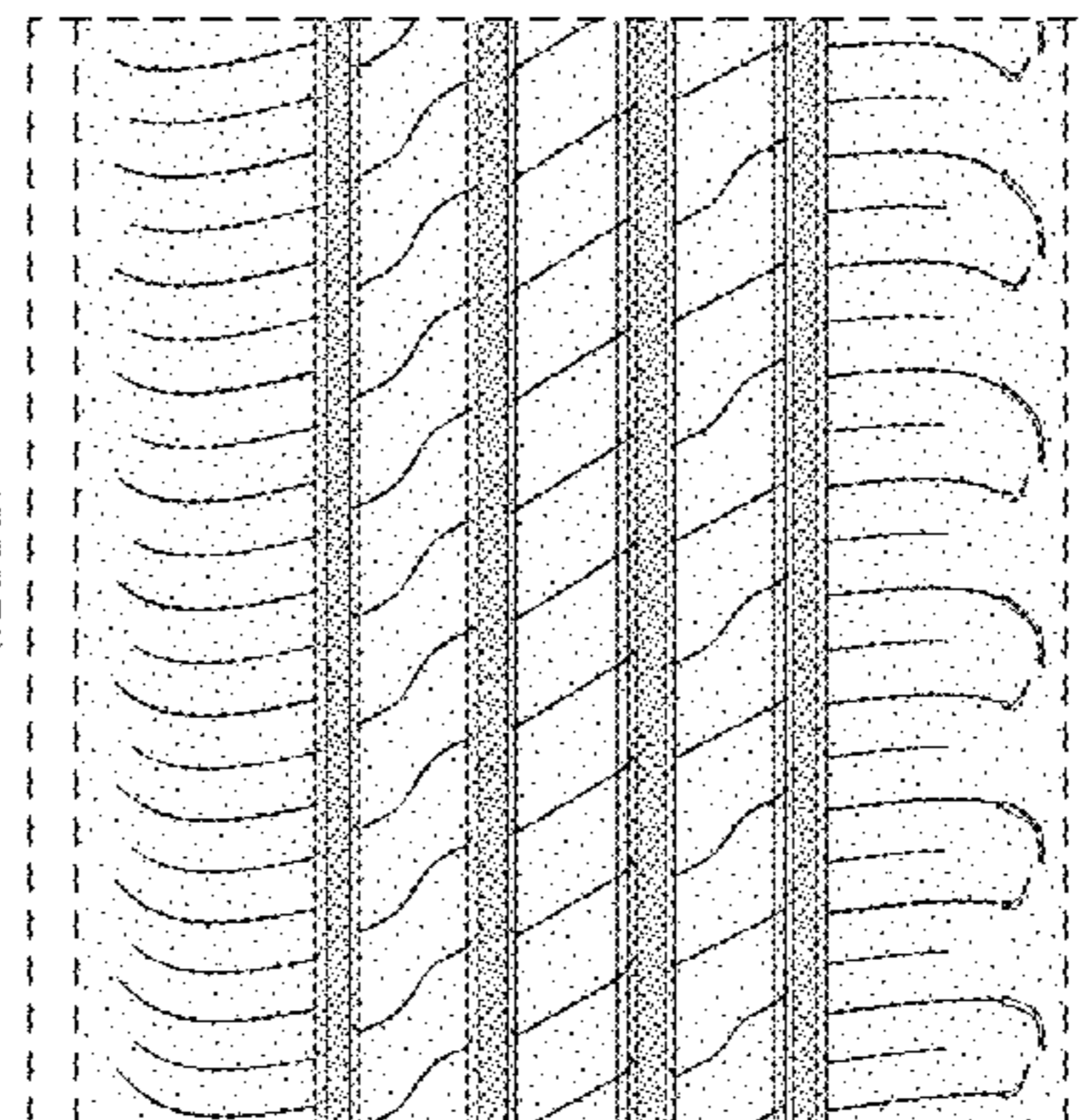
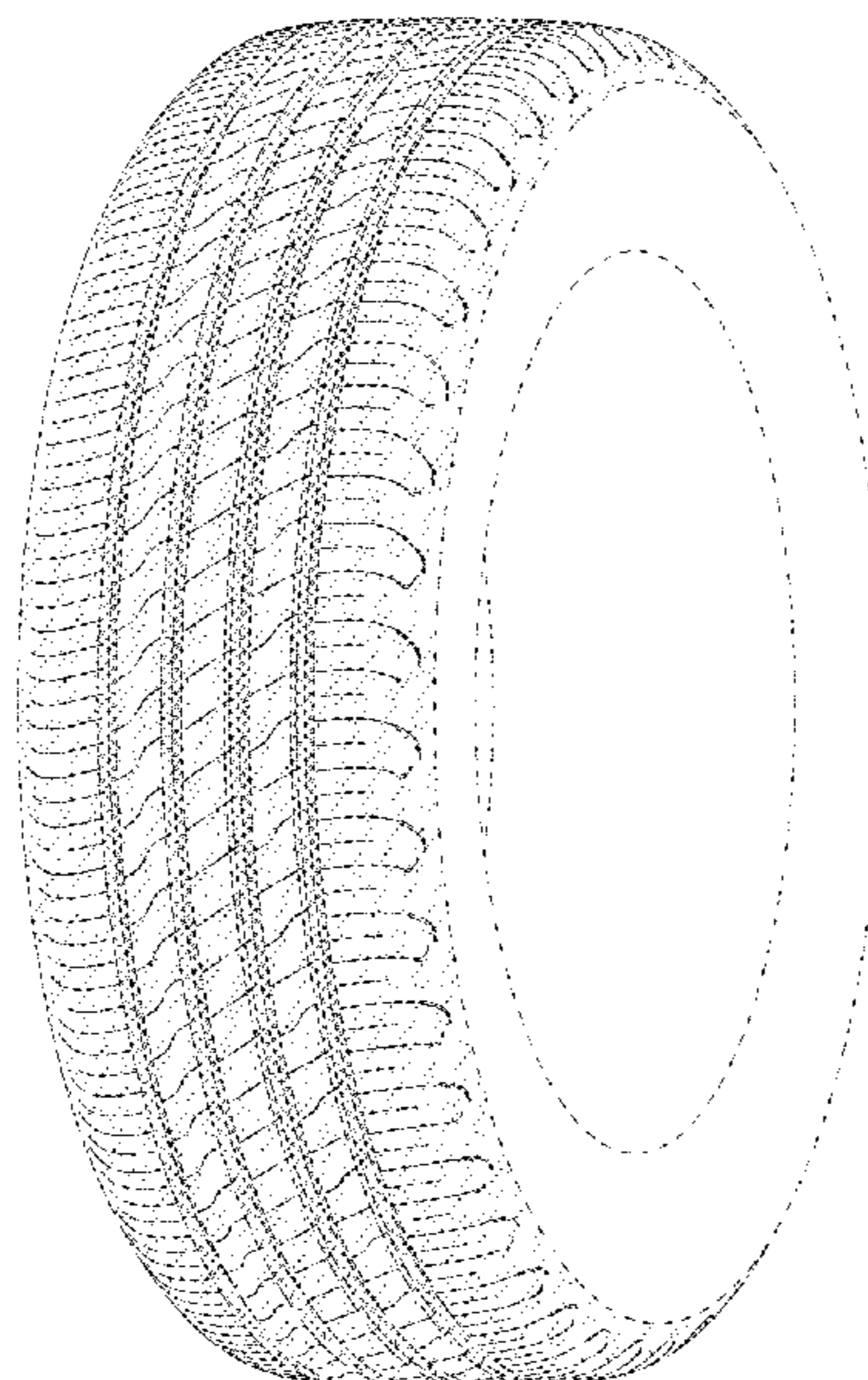
**DESCRIPTION**

FIG. 1 is a right side perspective view of a tire showing our new design, it being understood that the pattern repeats uniformly throughout the circumference of the tread; FIG. 2 is a left side perspective view thereof; FIG. 3 is a front elevational view thereof; FIG. 4 is a right side elevational view thereof; FIG. 5 is a left side elevational view thereof; and, FIG. 6 is an enlarged fragmentary front elevational view thereof taken along Line 6-6 of FIG. 3.

In the drawings, the broken lines immediately adjacent to the outer edges of the tire shoulder represent boundaries of the claim, and the broken lines depict environmental subject matter only and form no part of the claimed design.

The dashed broken lines indicating an enlargement portion of the design form no part of the claimed design.

**1 Claim, 6 Drawing Sheets**



(56)

**References Cited**

U.S. PATENT DOCUMENTS

D771,555 S	11/2016	Neary et al. ....	D12/584
D795,164 S	8/2017	Philipot et al. ....	D12/521
D795,790 S	8/2017	Simon et al. ....	D12/517
D799,407 S	10/2017	Philipot et al. ....	D12/521
D805,461 S	12/2017	Majerus et al. ....	D12/523
D806,003 S	12/2017	Pribula .....	D12/521
D823,233 S	7/2018	Fontaine et al. ....	D12/519
D852,117 S	6/2019	Meetarbhan et al. ....	D12/517
D867,265 S	11/2019	Proietti et al. ....	D12/523
D869,382 S *	12/2019	Speziari .....	D12/521
D887,342 S *	6/2020	Moia .....	D12/521
D892,030 S *	8/2020	Sabetti .....	D12/521
D892,031 S *	8/2020	Sabetti .....	D12/521
D892,713 S *	8/2020	Sabetti .....	D12/521
D894,097 S *	8/2020	Kotlas .....	D12/519
D940,642 S *	1/2022	Pribula .....	D12/588

\* cited by examiner

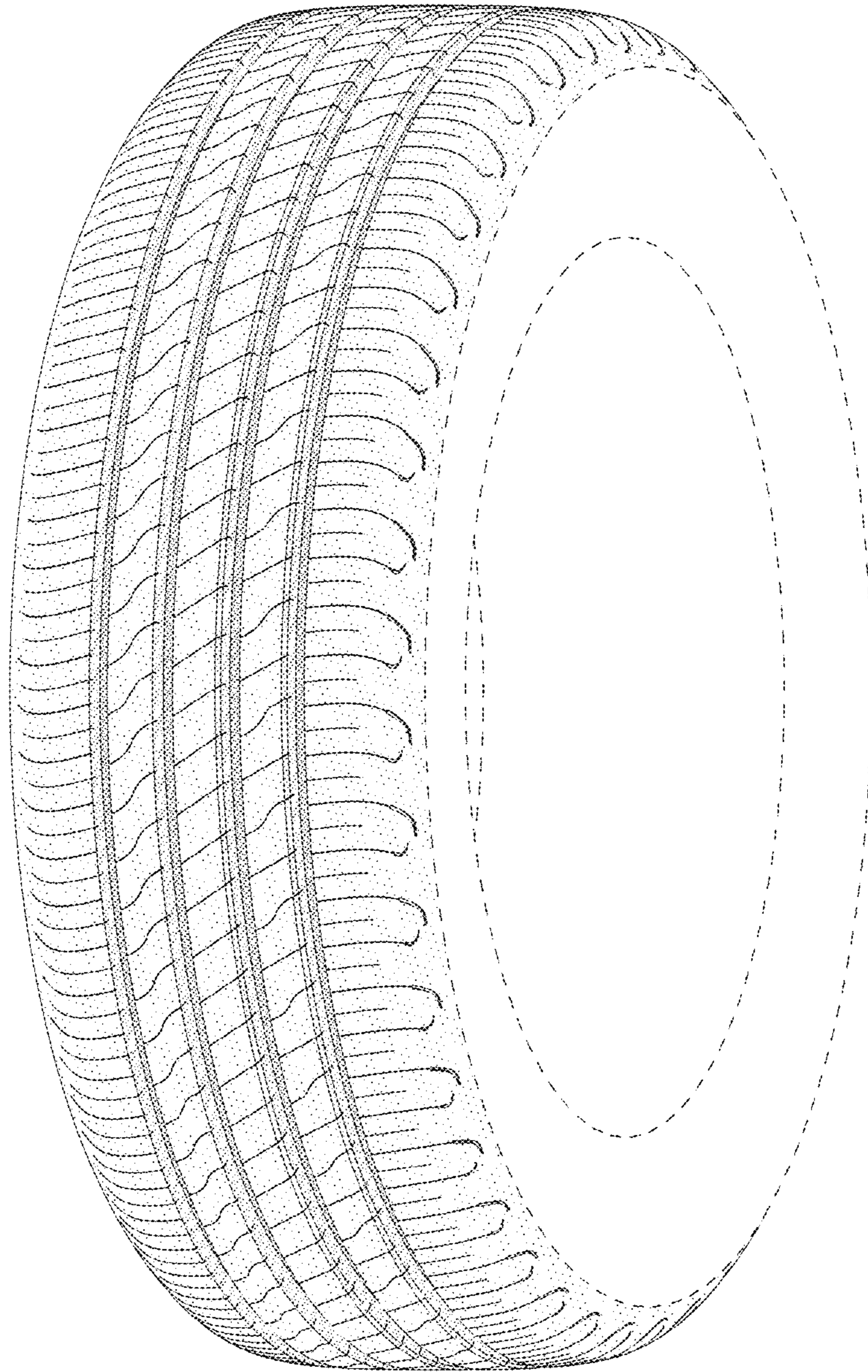


FIG - 1

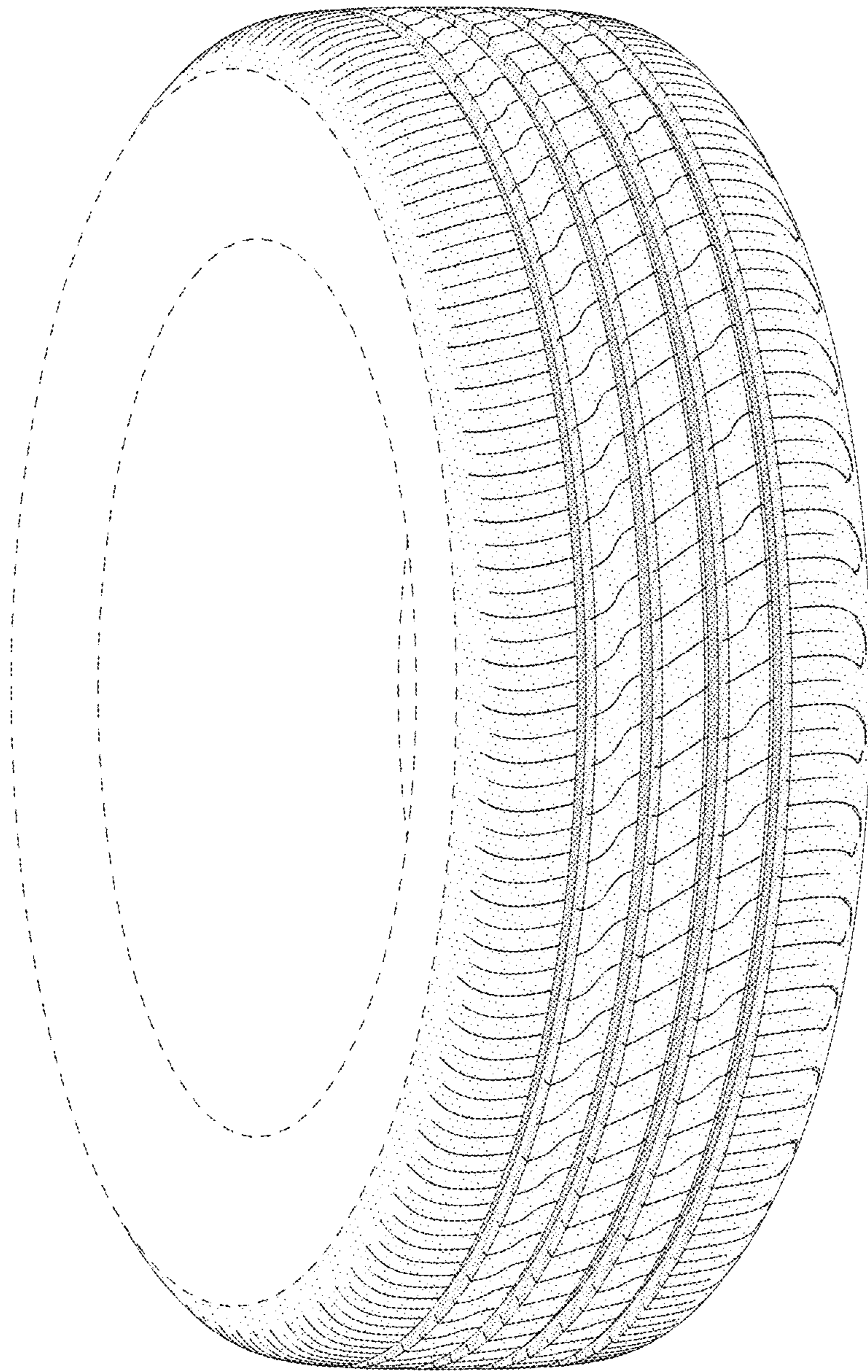


FIG - 2

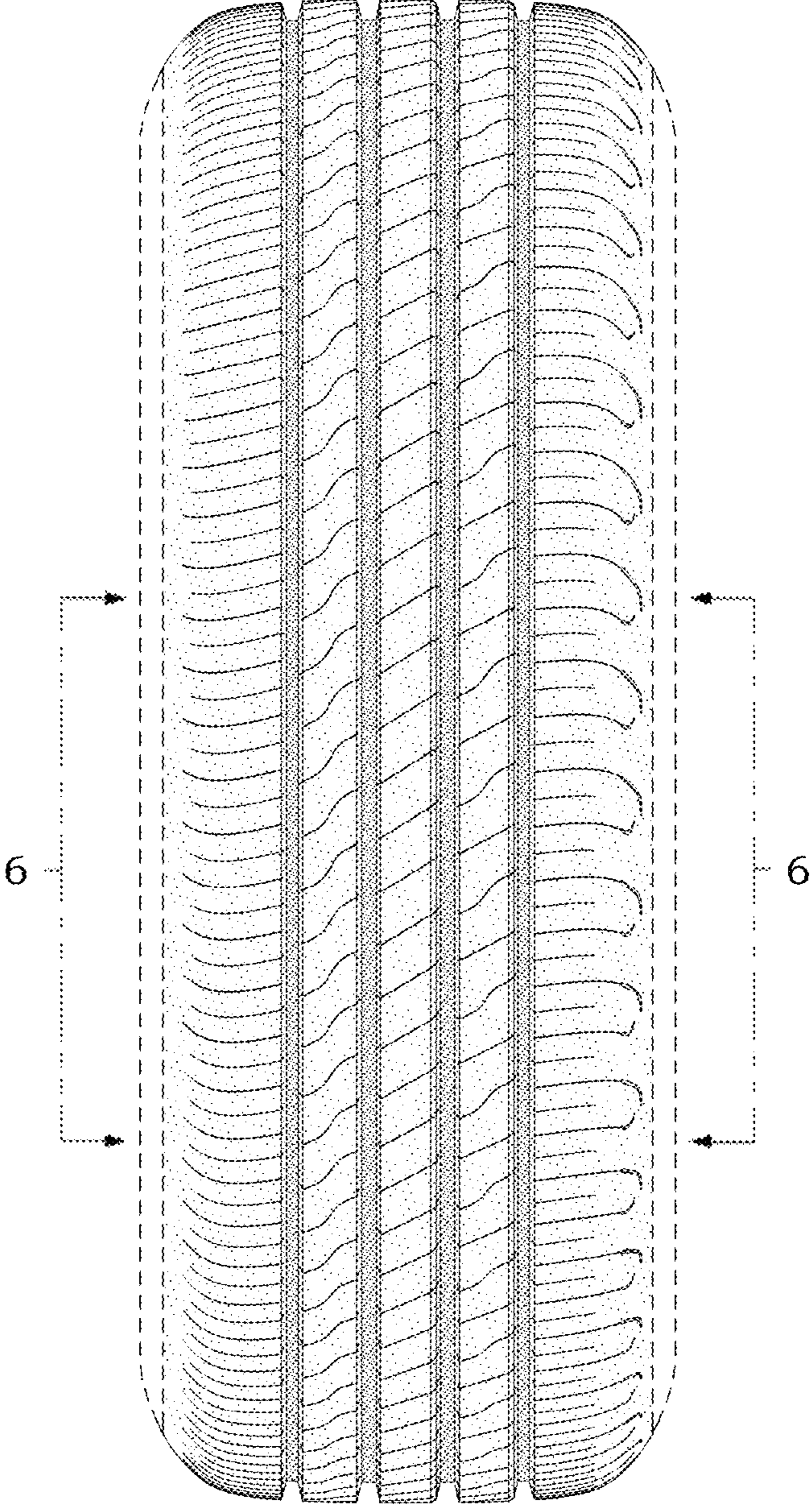


FIG - 3




FIG - 4

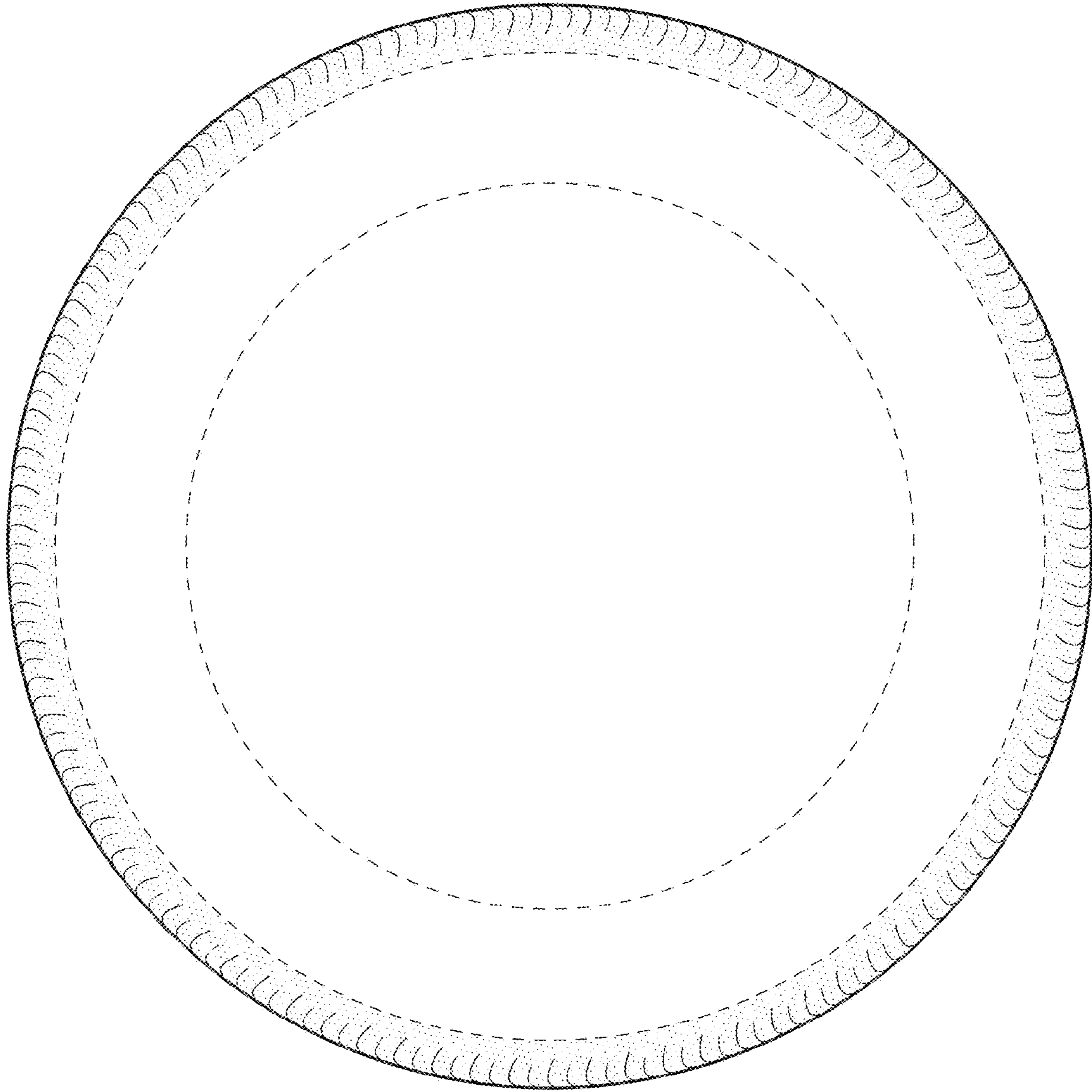


FIG - 5

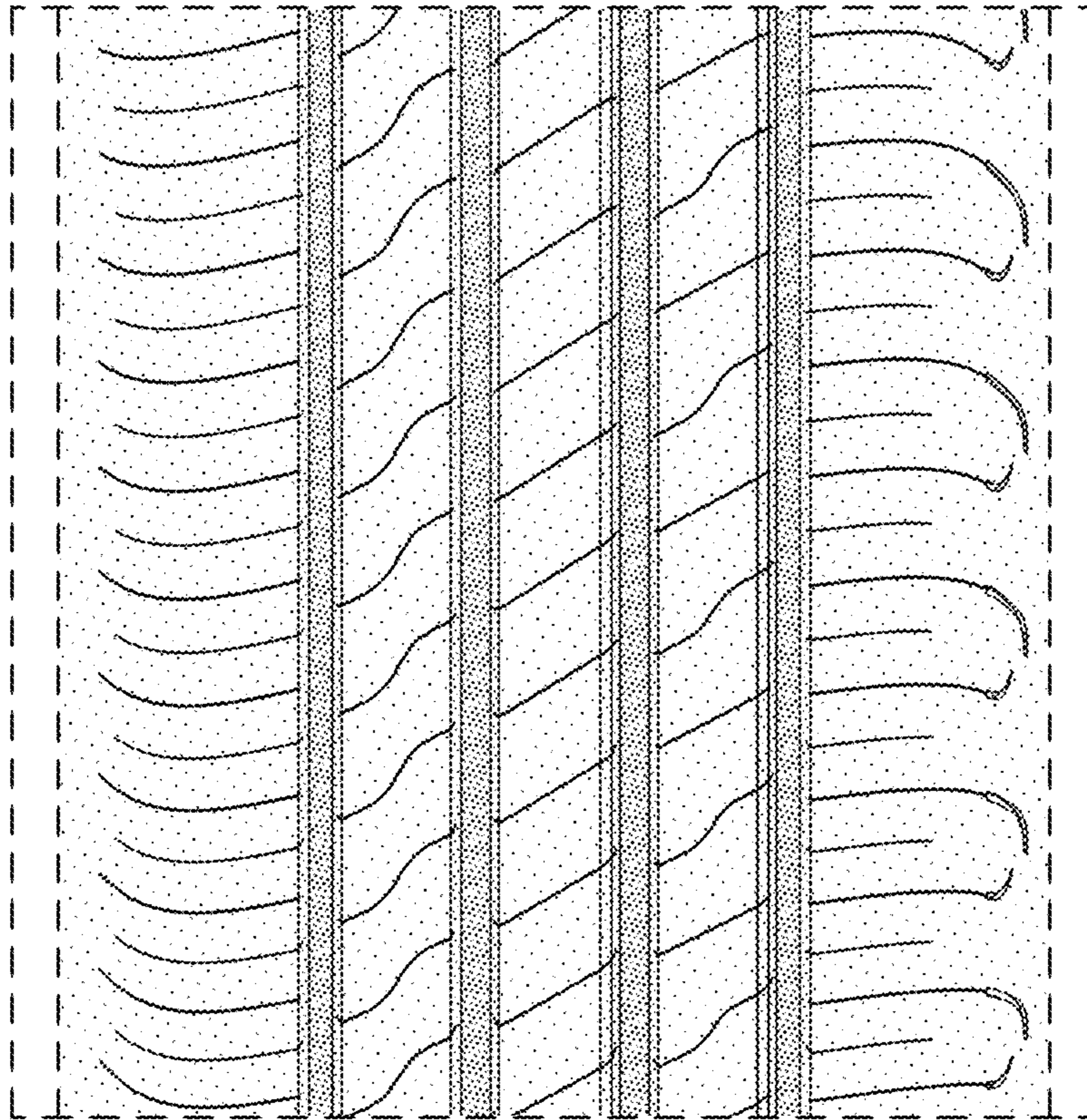


FIG - 6