

US00D964902S

(12) **United States Design Patent**
Koo et al.

(10) **Patent No.:** **US D964,902 S**

(45) **Date of Patent:** **** Sep. 27, 2022**

(54) **FRONT BUMPER FOR AUTOMOBILE**

(71) Applicant: **HONDA MOTOR CO., LTD.**, Tokyo (JP)

(72) Inventors: **Jaryong Koo**, Torrance, CA (US); **Jae C Chung**, Torrance, CA (US)

(73) Assignee: **HONDA MOTOR CO., LTD.**, Tokyo (JP)

(**) Term: **15 Years**

(21) Appl. No.: **29/776,600**

(22) Filed: **Mar. 31, 2021**

(51) **LOC (13) Cl.** **12-16**

(52) **U.S. Cl.**
USPC **D12/169**

(58) **Field of Classification Search**
USPC D12/169, 164, 196, 171, 86, 90-92;
296/180.1, 180.2
CPC B60R 19/02; B60R 19/04; B62D 25/08
See application file for complete search history.

(56) **References Cited**

U.S. PATENT DOCUMENTS

D677,200 S *	3/2013	Hamilton	D12/169
D708,998 S *	7/2014	Mays	D12/169
D749,999 S *	2/2016	Curie	D12/169
D787,991 S *	5/2017	Lee	D12/169
D789,850 S *	6/2017	Svensson	D12/169
D789,851 S *	6/2017	Svensson	D12/169
D800,617 S *	10/2017	Jang	D12/169
D801,240 S *	10/2017	Yang	D12/169
D801,241 S *	10/2017	Park	D12/169
D809,440 S *	2/2018	Kang	D12/169
D817,826 S *	5/2018	Seo	D12/169
D819,526 S *	6/2018	Behmer	D12/169
D823,748 S *	7/2018	Sunhwan	D12/169
D825,411 S *	8/2018	Gueler	D12/169
D829,620 S *	10/2018	Lim	D12/169

D850,996 S *	6/2019	Betancourt	D12/169
D850,997 S *	6/2019	Messale	D12/169
D862,316 S *	10/2019	Melikian	D12/169
D870,610 S *	12/2019	Tonello	D12/169
D870,613 S *	12/2019	Lee	D12/169
D871,982 S *	1/2020	Tonello	D12/169
D881,083 S *	4/2020	Blanski	D12/169
D881,088 S *	4/2020	Davidson	D12/169

(Continued)

Primary Examiner — Melody N Brown

(74) *Attorney, Agent, or Firm* — WHDA, LLP

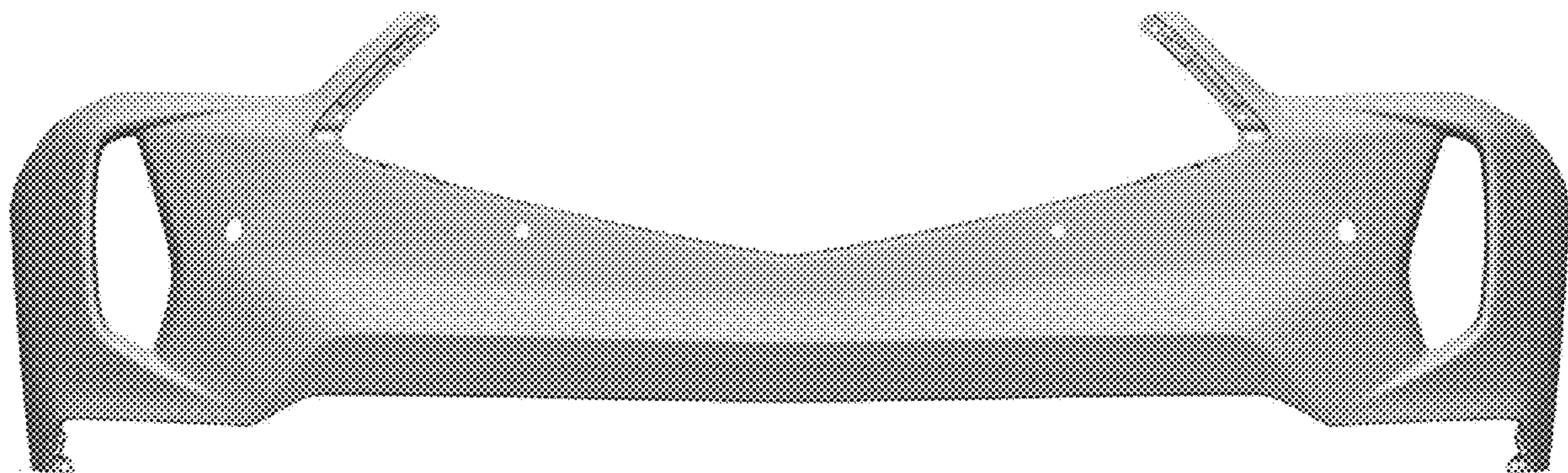
(57) **CLAIM**

The ornamental design for a front bumper for automobile, as shown and described.

DESCRIPTION

FIG. 1 is a top, front and left side perspective view of a front bumper for automobile showing our new design;
 FIG. 2 is a bottom, rear and right side perspective view thereof;
 FIG. 3 is a front elevation view thereof.
 FIG. 4 is a rear elevation view thereof.
 FIG. 5 is a right side elevation view thereof.
 FIG. 6 is a left side elevation view thereof.
 FIG. 7 is a top plan view thereof.
 FIG. 8 is a bottom plan view thereof.
 FIG. 9 is a top, front and left side perspective view of a front bumper for automobile showing a second embodiment our new design;
 FIG. 10 is a front elevation view of FIG. 9;
 FIG. 11 is a right side elevation view of FIG. 9;
 FIG. 12 is a left side elevation view of FIG. 9;
 FIG. 13 is a top plan view of FIG. 9; and,
 FIG. 14 is a bottom plan view of FIG. 9.
 In the second embodiment, the claimed design is indicated by the relatively dark portion, while the relatively light portions are environmental and form no part of the claimed design.

1 Claim, 14 Drawing Sheets



(56)

References Cited

U.S. PATENT DOCUMENTS

D892,687 S	*	8/2020	Kim	D12/169
D909,931 S	*	2/2021	Toriyama	D12/169
D918,792 S	*	5/2021	Koo	D12/169

* cited by examiner

FIG. 1

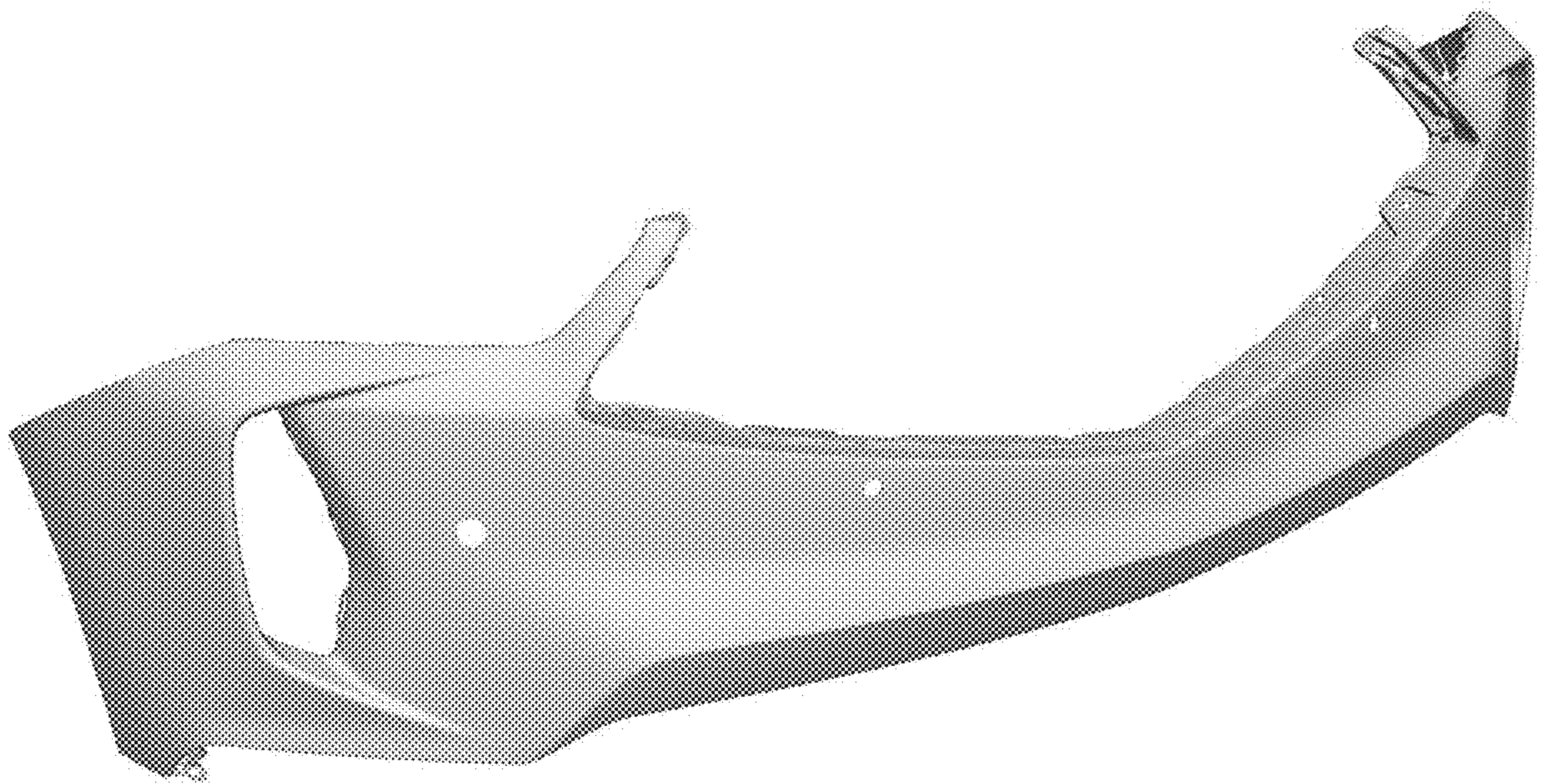


FIG. 2




FIG. 3

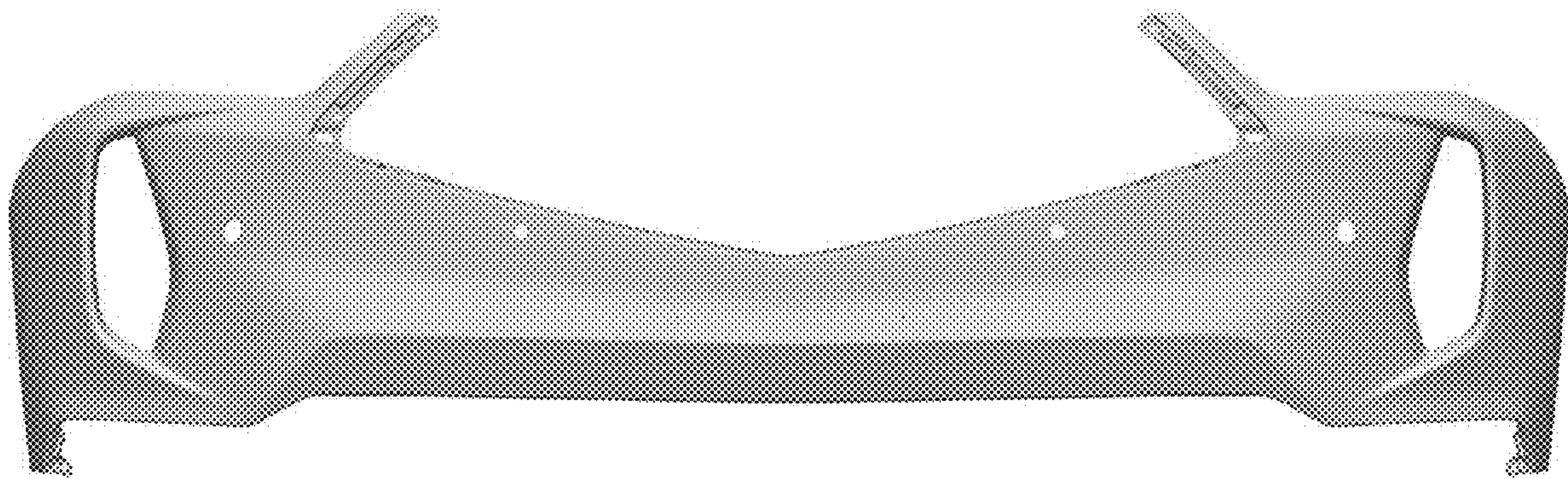


FIG. 4




FIG. 5




FIG. 6




FIG. 7



FIG. 8



FIG. 9




FIG. 10

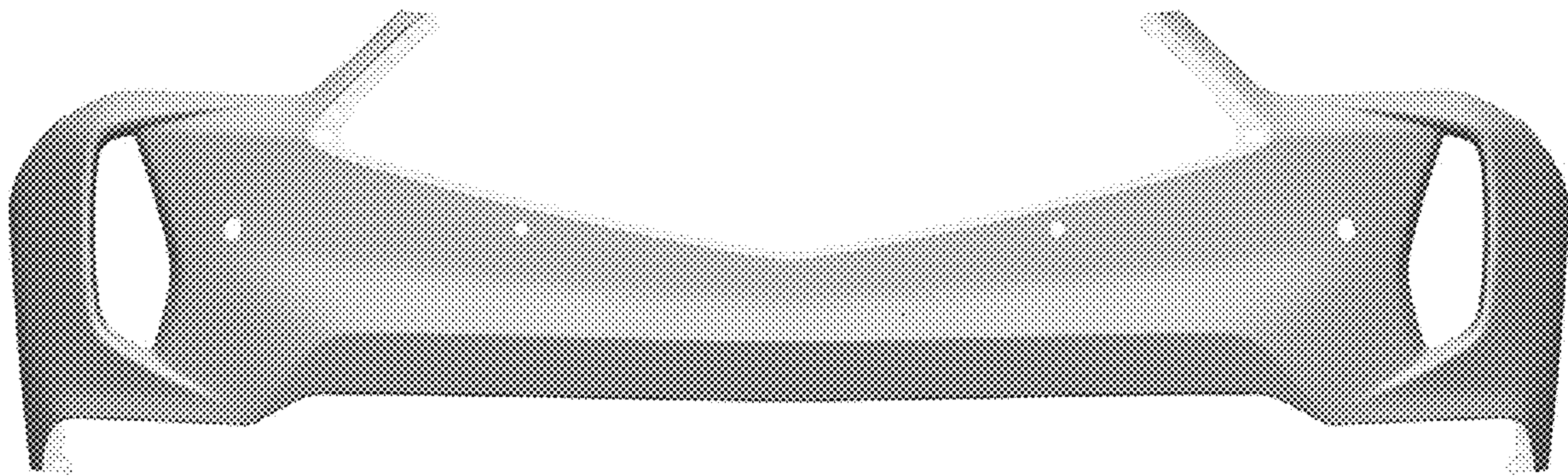


FIG. 11




FIG. 12




FIG. 13




FIG. 14

