

US00D964901S

(12) **United States Design Patent**  
**Kobayashi et al.**

(10) **Patent No.: US D964,901 S**

(45) **Date of Patent: \*\* Sep. 27, 2022**

(54) **FRONT BUMPER FOR AN AUTOMOBILE**

(71) Applicant: **Subaru Corporation**, Tokyo (JP)

(72) Inventors: **Kohei Kobayashi**, Tokyo (JP); **Shinya Murase**, Tokyo (JP); **Shigeru Tanaka**, Tokyo (JP)

(73) Assignee: **Subaru Corporation**, Tokyo (JP)

(\*\*) Term: **15 Years**

(21) Appl. No.: **29/774,122**

(22) Filed: **Mar. 15, 2021**

(30) **Foreign Application Priority Data**

Sep. 30, 2020 (JP) ..... 2020-020938 D

(51) **LOC (13) Cl.** ..... **12-16**

(52) **U.S. Cl.**  
USPC ..... **D12/169**

(58) **Field of Classification Search**  
USPC ..... D12/169, 164, 196, 171, 86, 90-92;  
296/180.1, 180.2  
CPC ..... B60R 19/02; B60R 19/04; B62D 25/08  
See application file for complete search history.

(56) **References Cited**

**U.S. PATENT DOCUMENTS**

D866,419 S \* 11/2019 Takamatsu ..... D12/169  
D866,420 S \* 11/2019 Takamatsu ..... D12/169  
D939,403 S \* 12/2021 Matsumoto ..... D12/169

D939,404 S \* 12/2021 Takeda ..... D12/169  
D939,405 S \* 12/2021 Kobayashi ..... D12/169  
D939,408 S \* 12/2021 Kim ..... B60R 19/50  
D12/169  
D941,715 S \* 1/2022 Ozawa ..... D12/169  
D945,937 S \* 3/2022 Cho ..... D12/169  
D951,157 S \* 5/2022 Kim ..... D12/169

\* cited by examiner

*Primary Examiner* — Melody N Brown

(74) *Attorney, Agent, or Firm* — Banner & Witcoff Ltd.

(57) **CLAIM**

We claim the ornamental design for a front bumper for an automobile, as shown and described.

**DESCRIPTION**

The patent or application file contains at least one drawing executed in color. Copies of this patent or patent application publication with color drawing(s) will be provided by the Office upon request and payment of the necessary fee.

FIG. 1 is a front perspective view for a “front bumper for an automobile” showing our new design,  
FIG. 2 is a rear perspective view thereof,  
FIG. 3 is a front view thereof,  
FIG. 4 is a rear view thereof,  
FIG. 5 is a top view thereof,  
FIG. 6 is a bottom view thereof,  
FIG. 7 is a left-side view thereof; and,  
FIG. 8 is a right-side view thereof.

**1 Claim, 4 Drawing Sheets**  
**(4 of 4 Drawing Sheet(s) Filed in Color)**

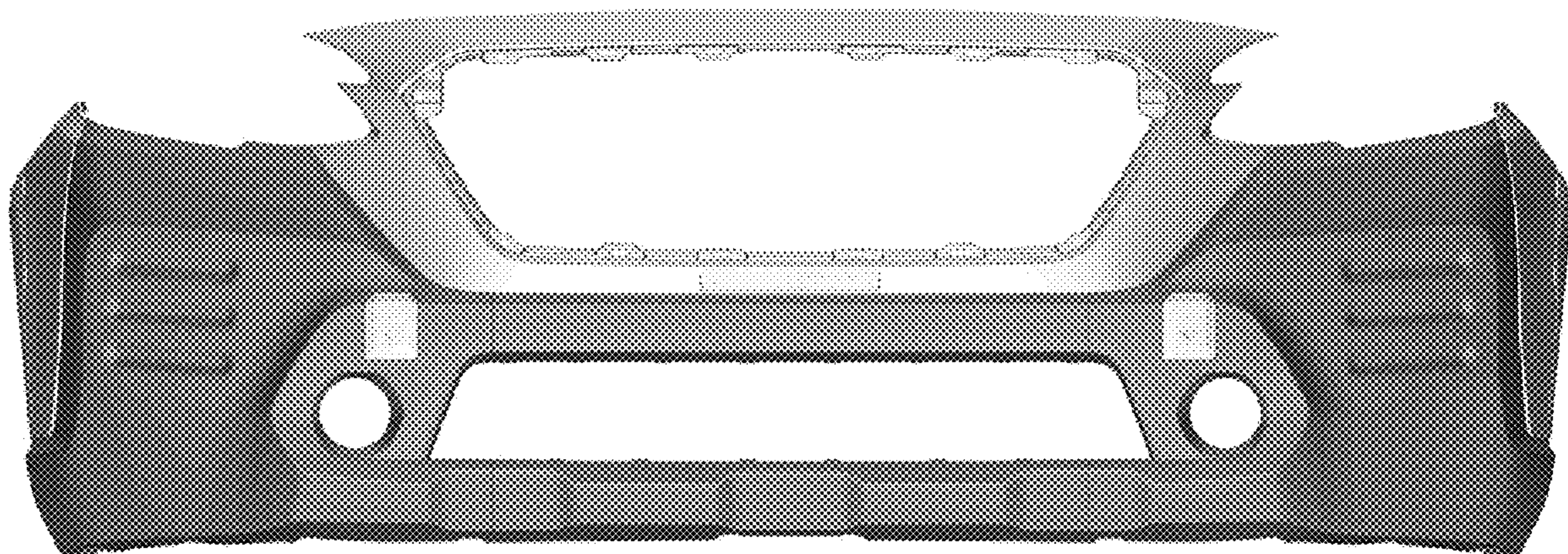


FIG. 1




FIG. 2

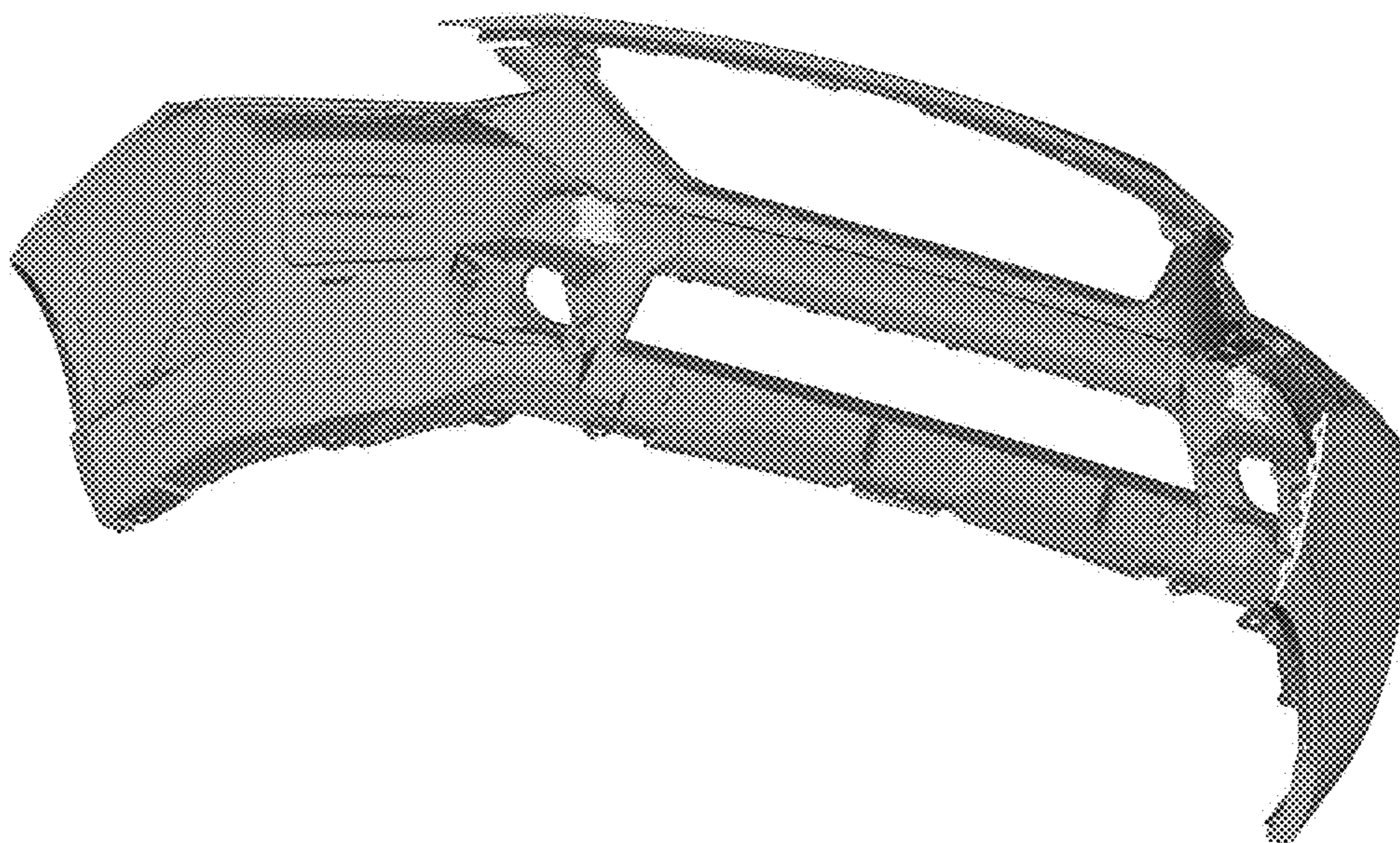


FIG. 3

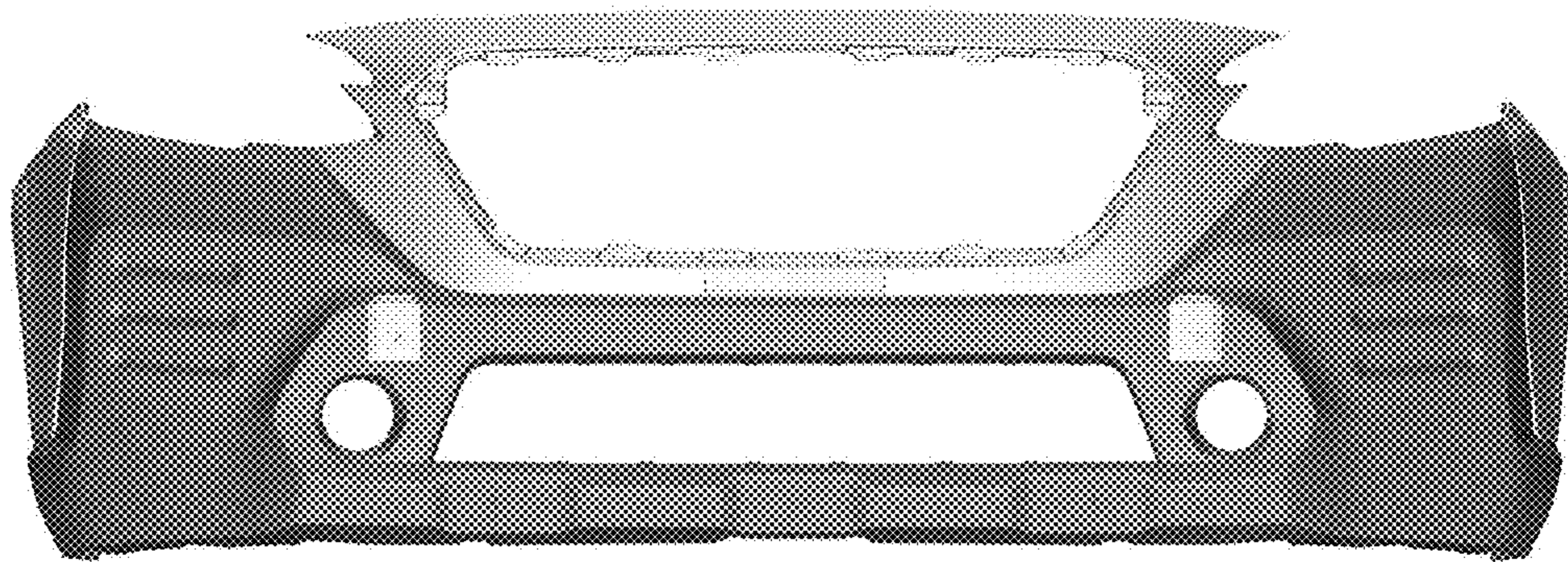


FIG. 4

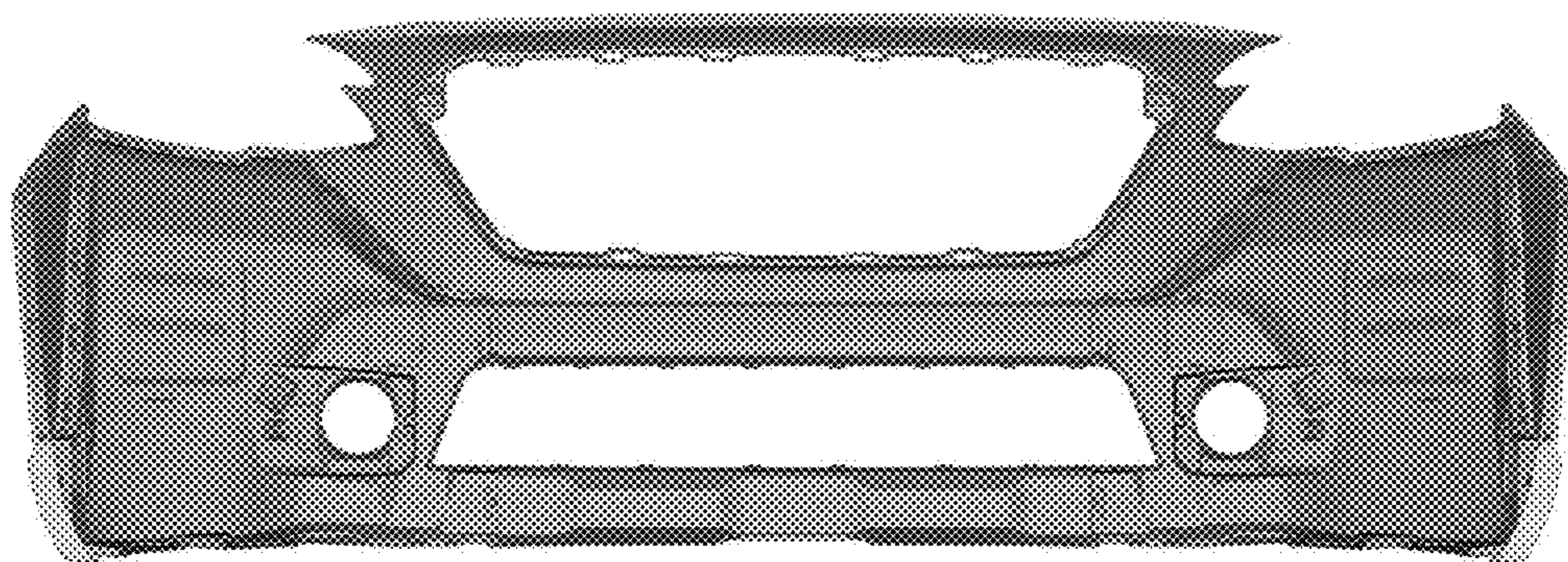


FIG. 5

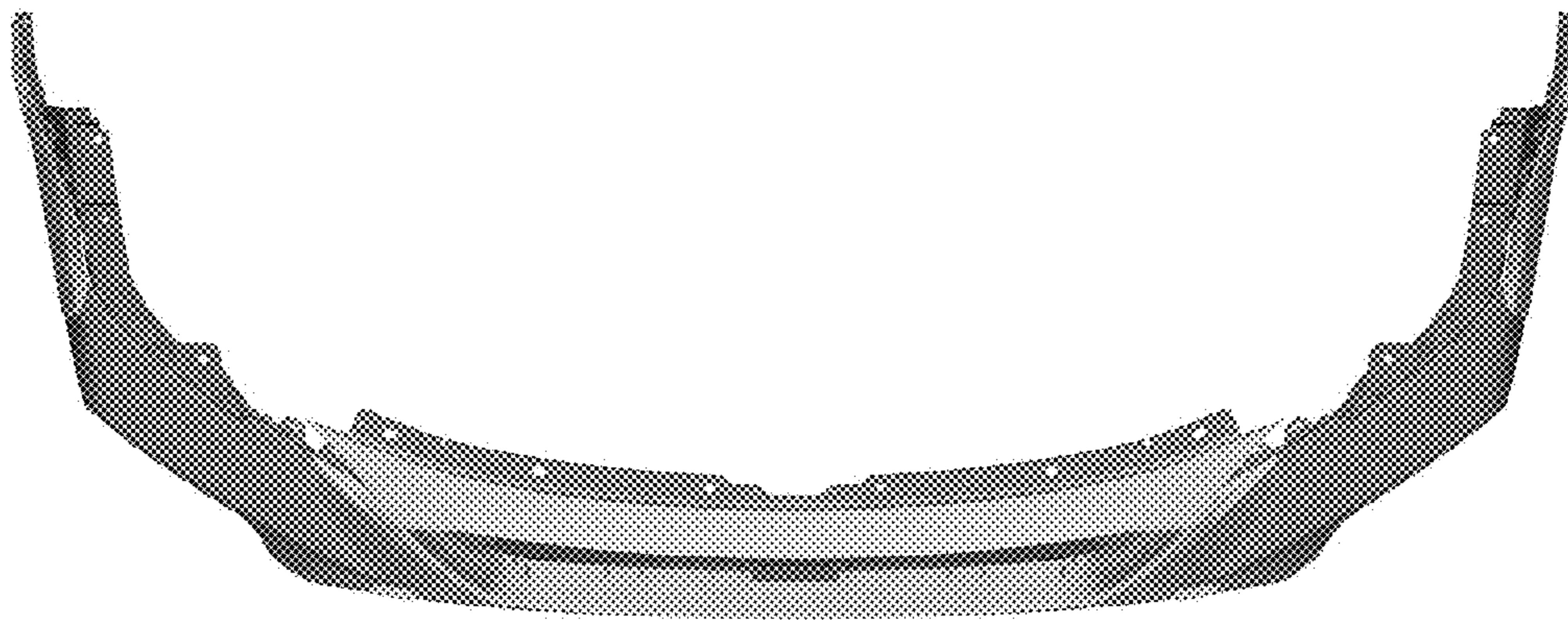


FIG. 6

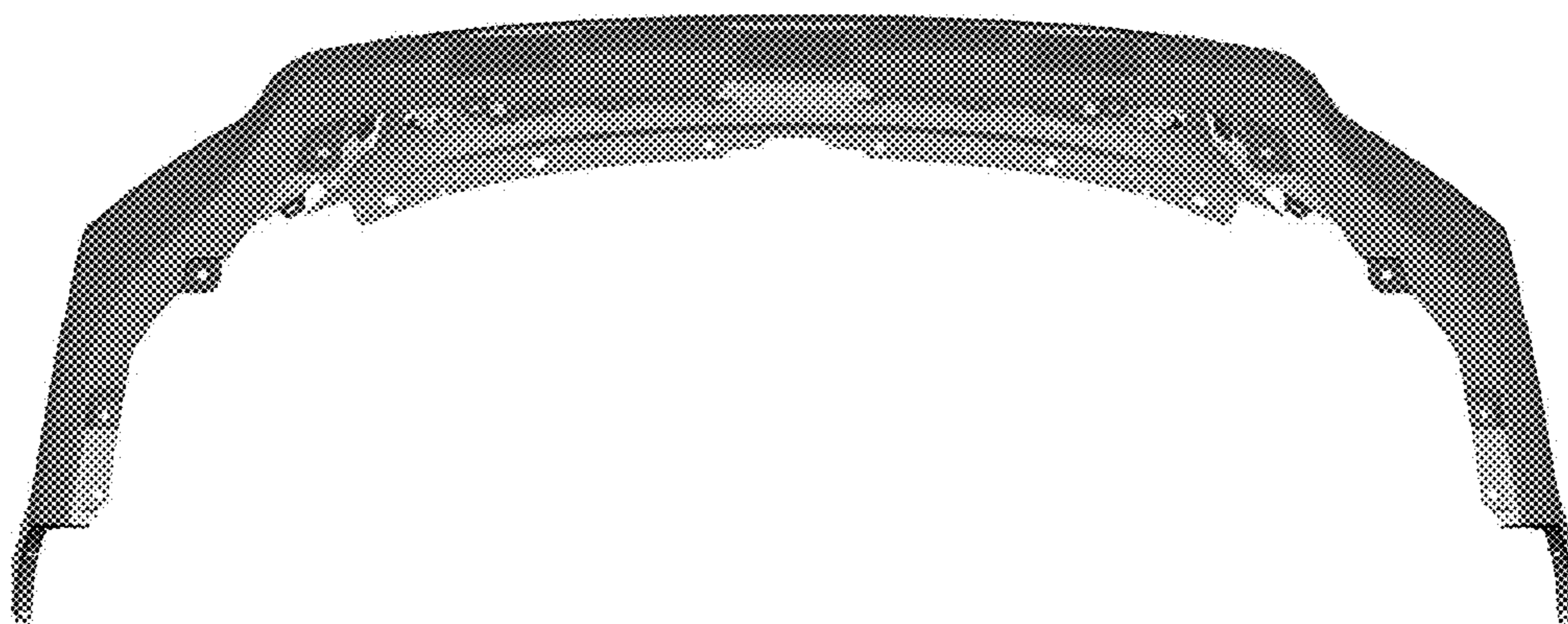


FIG. 7

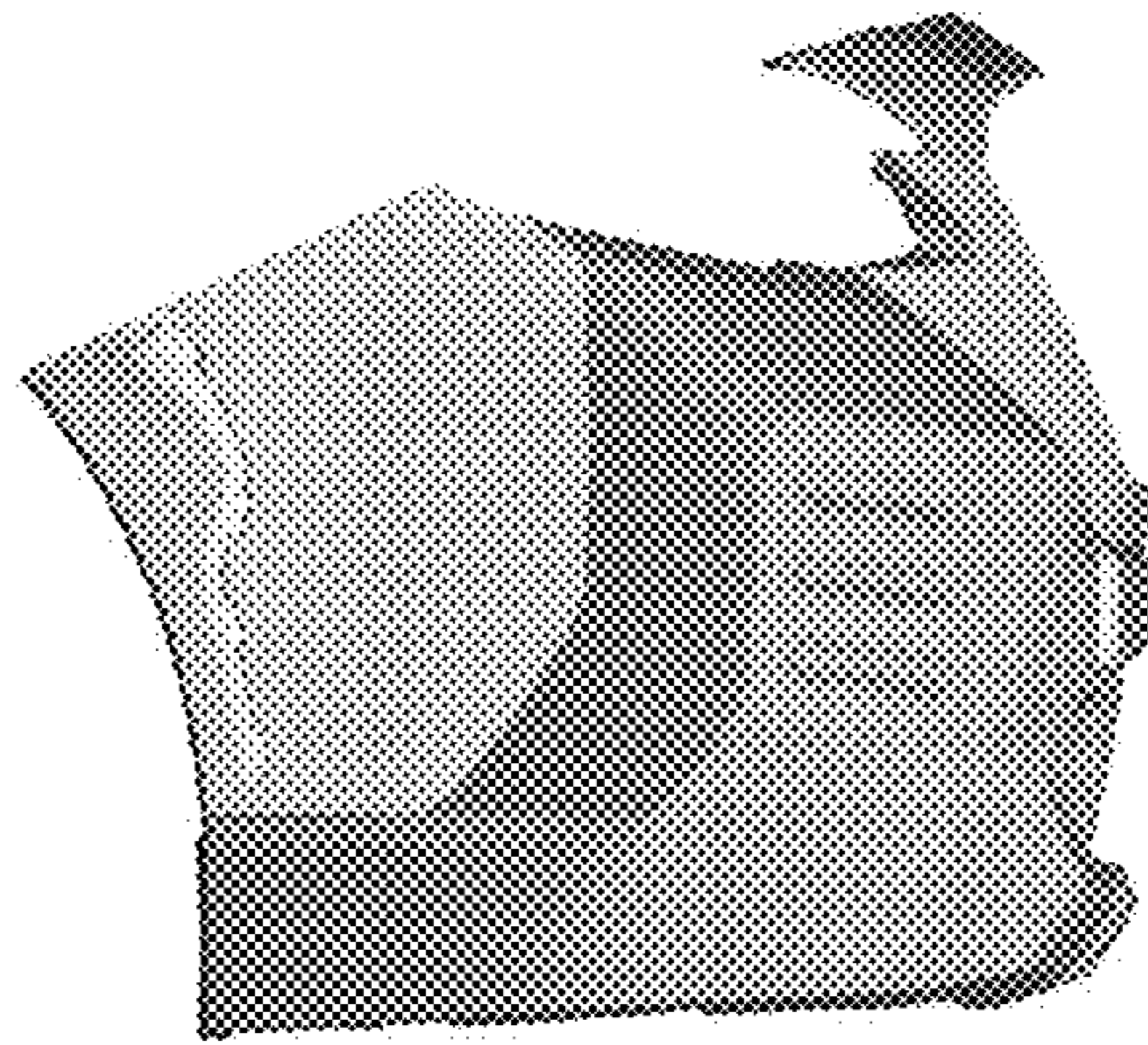


FIG. 8

