



US00D964896S

(12) **United States Design Patent**  
**Kabaň et al.**

(10) **Patent No.:** **US D964,896 S**

(45) **Date of Patent:** **\*\* Sep. 27, 2022**

(54) **MOTOR VEHICLE**

(71) Applicant: **VOLKSWAGEN**  
**AKTIENGESELLSCHAFT,**  
Wolfsburg (DE)

(72) Inventors: **Jozef Kabaň,** Wolfsburg (DE); **Cihan Akcay,** Wolfsburg (DE)

(73) Assignee: **VOLKSWAGEN**  
**AKTIENGESELLSCHAFT,**  
Wolfsburg (DE)

(\*\*) Term: **15 Years**

(21) Appl. No.: **29/772,159**

(22) Filed: **Feb. 26, 2021**

(30) **Foreign Application Priority Data**

Dec. 21, 2020 (DE) ..... 40 2020 101 234.3

(51) **LOC (13) Cl.** ..... **12-08**

(52) **U.S. Cl.**  
USPC ..... **D12/92**

(58) **Field of Classification Search**  
USPC ..... D12/86, 90–92, 88; D21/424, 433, 434,  
D21/533; 296/181.1–181.5, 183.1  
CPC ..... B62D 25/00; B62D 25/06; B62D 33/00;  
B62D 35/00

See application file for complete search history.

(56) **References Cited**

**U.S. PATENT DOCUMENTS**

D620,840 S \* 8/2010 Bischoff ..... D12/91  
D626,885 S \* 11/2010 Bischoff ..... D12/91  
D637,943 S \* 5/2011 Bischoff ..... D12/92  
D671,034 S \* 11/2012 Bischoff ..... D12/91  
D671,035 S \* 11/2012 Bischoff ..... D12/91  
D683,656 S \* 6/2013 Bischoff ..... D12/91  
D690,231 S \* 9/2013 Bischoff ..... D12/91

D691,067 S \* 10/2013 Bischoff ..... D12/91  
D691,068 S \* 10/2013 Bischoff ..... D12/92  
D699,157 S \* 2/2014 Bischoff ..... D12/92  
D701,145 S \* 3/2014 Bischoff ..... D12/91  
D712,788 S \* 9/2014 Bischoff ..... D12/91  
D714,689 S \* 10/2014 Bischoff ..... D12/92  
D740,178 S \* 10/2015 Bischoff ..... D12/92  
D748,534 S \* 2/2016 Bischoff ..... D12/92  
D761,697 S \* 7/2016 Bischoff ..... D12/92  
D791,020 S \* 7/2017 Bischoff ..... D12/91  
D804,363 S \* 12/2017 Bischoff ..... D12/92  
D814,355 S \* 4/2018 Bischoff ..... D12/91  
D826,094 S \* 8/2018 Bischoff ..... D12/92  
D860,868 S 9/2019 Bischoff

(Continued)

*Primary Examiner* — Melody N Brown

(74) *Attorney, Agent, or Firm* — Lucas & Mercanti, LLP;  
Klaus P. Stoffel

(57) **CLAIM**


The ornamental design for a motor vehicle, as shown and described.

**DESCRIPTION**

FIG. 1 is a front and right side perspective view of a motor vehicle showing our new design;  
FIG. 2 is a front and left side perspective view thereof;  
FIG. 3 is a rear and right side perspective view thereof;  
FIG. 4 is a rear and left side perspective view thereof;  
FIG. 5 is a front view thereof;  
FIG. 6 is a rear view thereof;  
FIG. 7 is a left side view thereof;  
FIG. 8 is a right side view thereof; and,  
FIG. 9 is a top view thereof.

The wheels and lights shown on the vehicle throughout the drawing views in a de-emphasized and faded out half tone manner surrounded by broken lines defining the inward unclaimed boundaries are for environmental and illustrative purposes and form no part of the claimed design.

**1 Claim, 5 Drawing Sheets**



(56)

**References Cited**

U.S. PATENT DOCUMENTS

D875,608 S \* 2/2020 Bischoff ..... D12/92  
D875,609 S \* 2/2020 Bischoff ..... D12/92  
D937,708 S \* 12/2021 Giumentaro ..... D12/91

\* cited by examiner




FIG. 1




FIG. 2




FIG. 3




FIG. 4




FIG. 5




FIG. 6




FIG. 7




FIG. 8

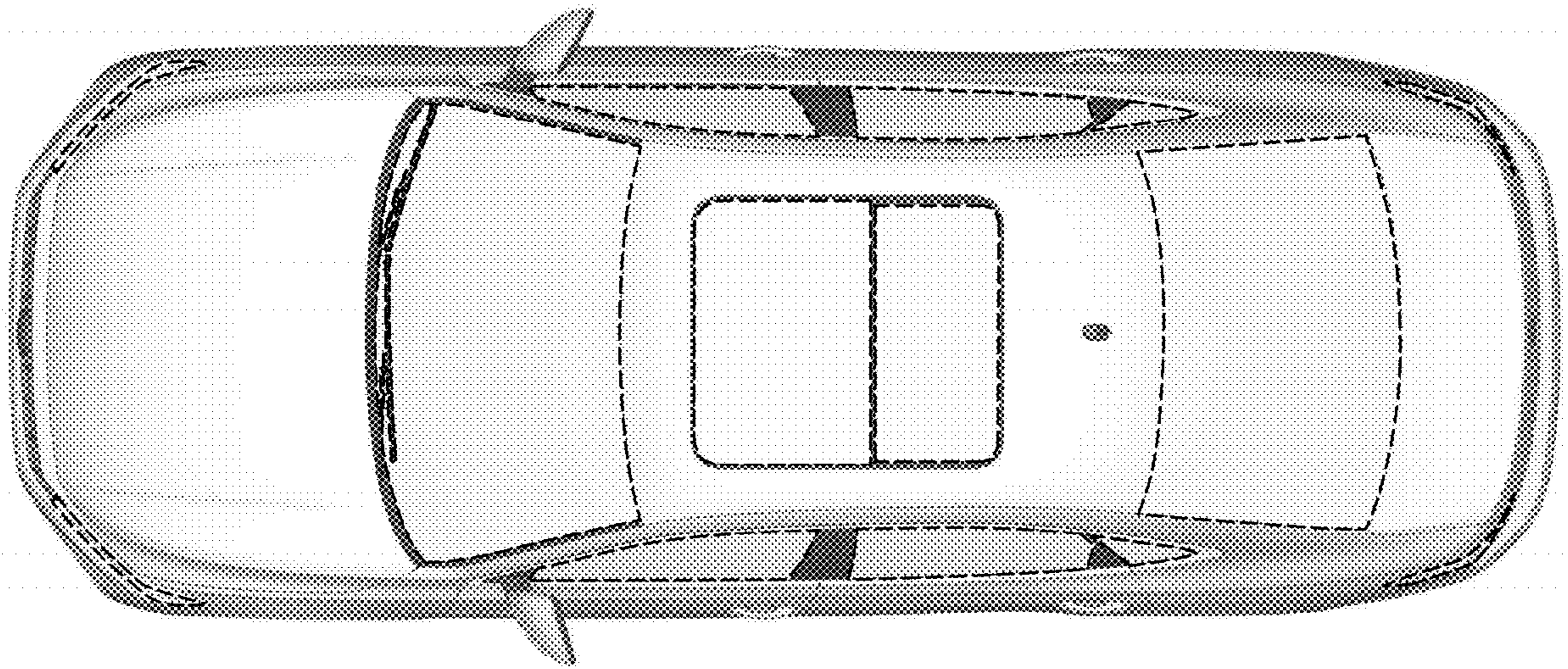


FIG. 9