



US00D964892S

(12) **United States Design Patent**
Montoya Bueloni

(10) **Patent No.:** **US D964,892 S**

(45) **Date of Patent:** **** Sep. 27, 2022**

(54) **MOTOR VEHICLE**

(71) Applicant: **VOLKSWAGEN**
AKTIENGESELLSCHAFT,
Wolfsburg (DE)

(72) Inventor: **Felipe Montoya Bueloni,** Wolfsburg
(DE)

(73) Assignee: **VOLKSWAGEN**
AKTIENGESELLSCHAFT,
Wolfsburg (DE)

(**) Term: **15 Years**

(21) Appl. No.: **29/768,078**

(22) Filed: **Jan. 27, 2021**

(30) **Foreign Application Priority Data**

Sep. 16, 2020 (DE) 40 2020 100 866.4

(51) **LOC (13) Cl.** **12-08**

(52) **U.S. Cl.**
USPC **D12/92**

(58) **Field of Classification Search**
USPC D12/86, 90-92, 88; D21/424, 433, 434,
D21/533; 296/181.1-181.5, 183.1
CPC B62D 25/00; B62D 25/06; B62D 33/00;
B62D 35/00

See application file for complete search history.

(56) **References Cited**

U.S. PATENT DOCUMENTS

D620,394 S * 7/2010 Bischoff D12/91
D620,840 S * 8/2010 Bischoff D12/91
D626,885 S * 11/2010 Bischoff D12/91
D647,821 S * 11/2011 Bischoff D12/91
D647,823 S * 11/2011 Okumoto D12/92
D671,035 S * 11/2012 Bischoff D12/91
D674,319 S * 1/2013 Doyle D12/92

D684,900 S * 6/2013 Doyle D12/92
D690,231 S * 9/2013 Bischoff D12/91
D700,870 S * 3/2014 Jevremovic D12/92
D701,145 S * 3/2014 Bischoff D12/91
D706,171 S * 6/2014 Bischoff D12/91
D712,313 S * 9/2014 Bischoff D12/91
D712,788 S * 9/2014 Bischoff D12/91
D712,789 S * 9/2014 Bischoff D12/91
D714,686 S * 10/2014 Bischoff D12/91
D719,064 S * 12/2014 Bischoff D12/91
D733,003 S * 6/2015 Bischoff D12/91
D791,020 S * 7/2017 Bischoff D12/91
D801,863 S * 11/2017 Bischoff D12/91
D801,864 S * 11/2017 Bischoff D12/91

(Continued)

Primary Examiner — Melody N Brown

(74) *Attorney, Agent, or Firm* — Lucas & Mercanti, LLP;
Klaus P. Stoffel

(57) **CLAIM**


The ornamental design for a motor vehicle, as shown and described.

DESCRIPTION

FIG. 1 is a front and right side perspective view of a motor vehicle showing my new design;
FIG. 2 is a front and left side perspective view thereof;
FIG. 3 is a rear and right side perspective view thereof;
FIG. 4 is a rear and left side perspective view thereof;
FIG. 5 is a front view thereof;
FIG. 6 is a rear view thereof;
FIG. 7 is a left side view thereof;
FIG. 8 is a right side view thereof; and,
FIG. 9 is a top view thereof.

The wheels and lights shown on the vehicle throughout the drawing views in a de-emphasized and faded out half tone manner surrounded by broken lines defining the inward unclaimed boundaries are for environmental and illustrative purposes and form no part of the claimed design.

1 Claim, 5 Drawing Sheets



(56)

References Cited

U.S. PATENT DOCUMENTS

D801,865 S	*	11/2017	Bischoff	D12/91
D801,866 S	*	11/2017	Bischoff	D12/91
D801,867 S	*	11/2017	Bischoff	D12/91
D801,868 S	*	11/2017	Bischoff	D12/91
D801,869 S	*	11/2017	Bischoff	D12/91
D801,870 S	*	11/2017	Bischoff	D12/91
D804,360 S	*	12/2017	Bischoff	D12/91
D814,355 S	*	4/2018	Bischoff	D12/91
D892,680 S	*	8/2020	Bischoff	D12/91
D904,932 S	*	12/2020	Bischoff	D12/91
D904,934 S	*	12/2020	Bischoff	D12/91
D906,884 S	*	1/2021	Bischoff	D12/91
D926,082 S	*	7/2021	Bischoff	D12/91
D929,259 S	*	8/2021	Bischoff	D12/91

* cited by examiner




FIG. 1




FIG. 2




FIG. 3




FIG. 4



FIG. 5




FIG. 6

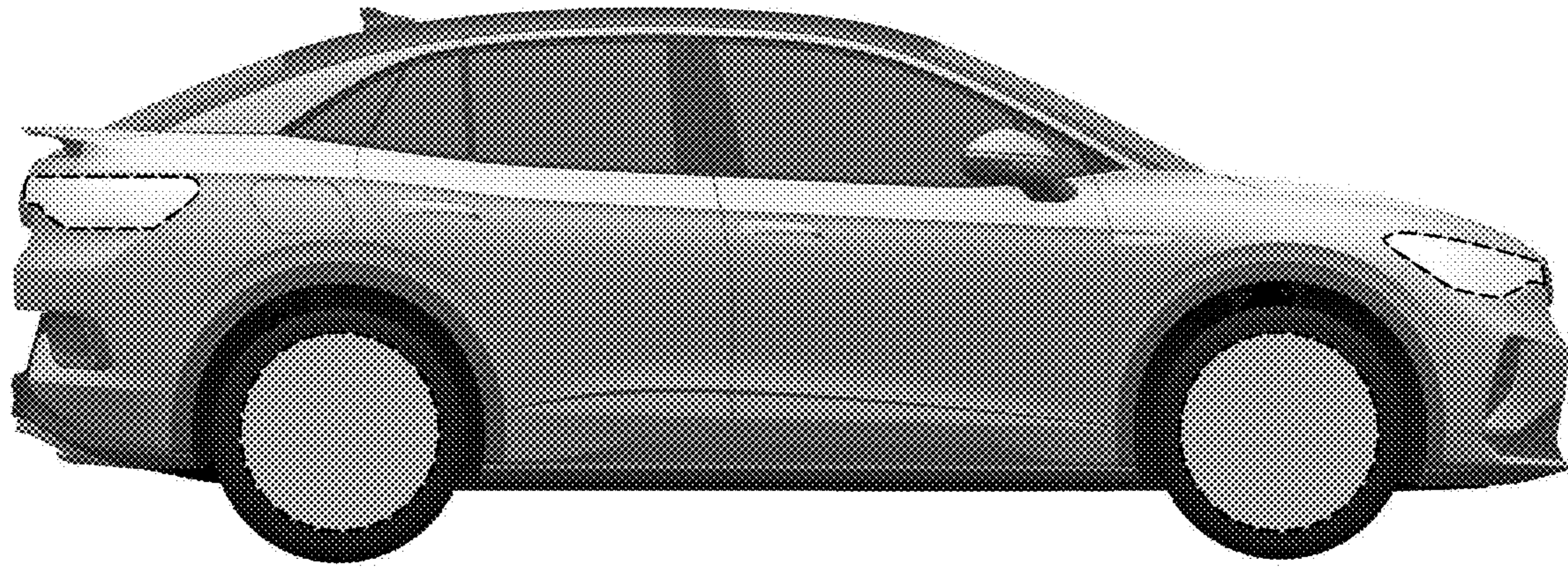


FIG. 7




FIG. 8

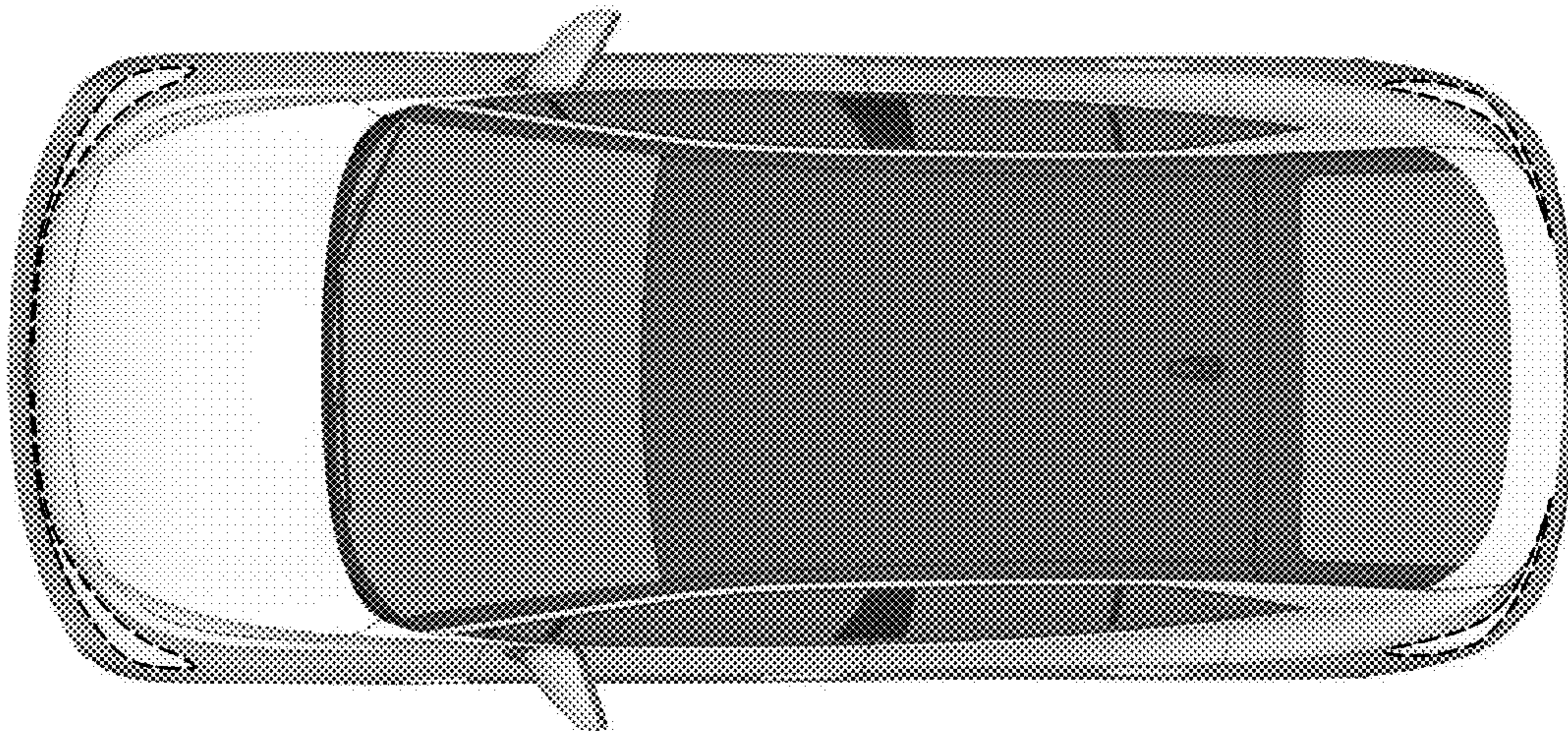


FIG. 9