



US00D964884S

(12) **United States Design Patent**
Wu

(10) **Patent No.:** **US D964,884 S**

(45) **Date of Patent:** **** Sep. 27, 2022**

(54) **PLANT TRAY**

(71) Applicant: **Shenzhen Angyue Technology Co., Ltd.**, Guangdong (CN)

(72) Inventor: **Yihong Wu**, Guangdong (CN)

(**) Term: **15 Years**

(21) Appl. No.: **29/841,683**

(22) Filed: **Jun. 8, 2022**

(30) **Foreign Application Priority Data**

May 31, 2022 (CN) 202230327899.3

(51) **LOC (13) Cl.** **11-02**

(52) **U.S. Cl.**
USPC **D11/152; D11/164; D7/656**

(58) **Field of Classification Search**
USPC D11/144, 148, 152, 153, 164; D7/354,
D7/554.2

CPC A01G 9/045
See application file for complete search history.

(56) **References Cited**

U.S. PATENT DOCUMENTS

- 1,668,101 A * 5/1928 Bothe A21B 3/131
220/574
- D438,050 S * 2/2001 Huntzinger D7/354
- D468,965 S * 1/2003 Fino D7/505
- 6,571,980 B2 * 6/2003 Littlejohn A47G 19/03
220/675
- D481,261 S * 10/2003 Queensberry D7/565
- D488,089 S * 4/2004 Sellers D11/164
- D507,761 S * 7/2005 Lehman D11/152
- D507,762 S * 7/2005 Lehman D11/152

- D510,295 S * 10/2005 Lehman D11/152
- D574,661 S * 8/2008 Logan D7/354
- D787,186 S 5/2017 Thurbin
- D894,686 S * 9/2020 Nagawkar D7/554.2

OTHER PUBLICATIONS

Amazon website, Saucerhome Plant Saucer Pot Tray, Earliest review date Mar. 7, 2022, [site visited Jul. 25, 2022], Available on the Internet URL www.amazon.com/SAUCERHOME-Plastic-Planter-Saucers-Outdoors/product-reviews/B09W9D1TFK (Year: 2022).*

Amazon website, JzNova 2 Pack of Plant Pallet Caddy with Wheels, Earliest review date Sep. 15, 2018, [site visited Jul. 25, 2022], Available on the Internet URL www.amazon.com/JzNova-Rolling-Planter-Outdoor-Trolley/product-reviews/B07GD4V888 (Year: 2018).*

* cited by examiner

Primary Examiner — S. Bryan Reinholdt, Jr.

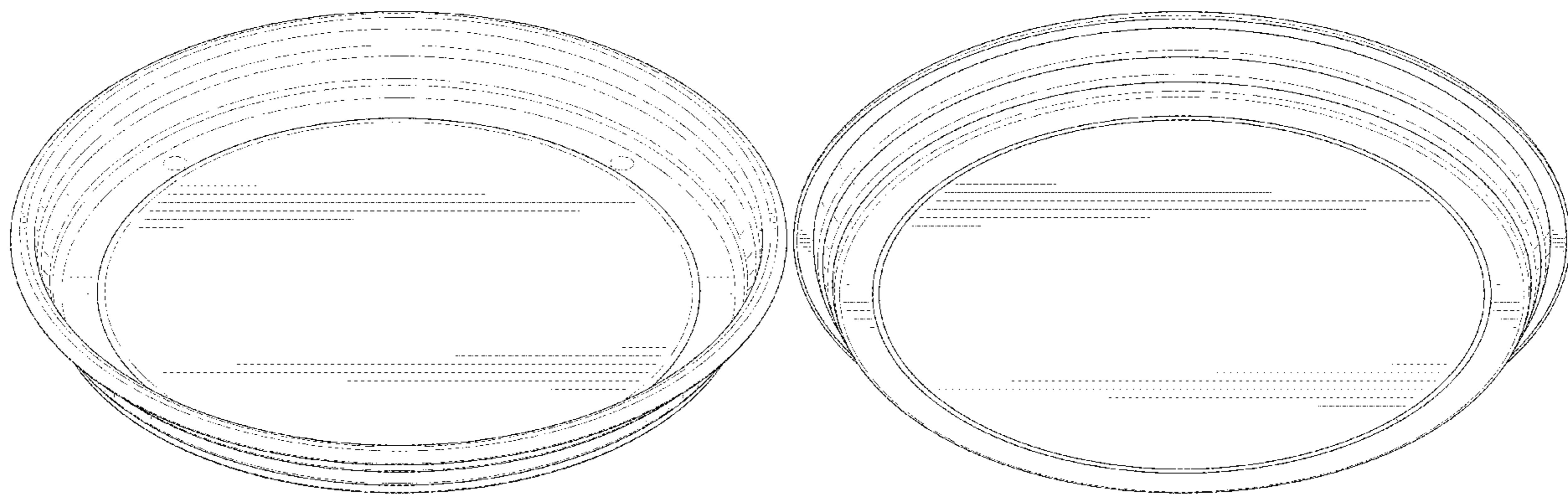
(57) **CLAIM**

The ornamental design for a plant tray, as shown and described.

DESCRIPTION

FIG. 1 is a front and top perspective view of a plant tray, showing my new design;
FIG. 2 is a rear and bottom perspective view thereof;
FIG. 3 is a front elevation view thereof;
FIG. 4 is a rear elevation view thereof;
FIG. 5 is a left side elevation view thereof;
FIG. 6 is a right side elevation view thereof;
FIG. 7 is a top plan view thereof; and,
FIG. 8 is a bottom plan view thereof.
The broken lines in the figures illustrate portions of the plant tray that form no part of the claimed design.

1 Claim, 8 Drawing Sheets



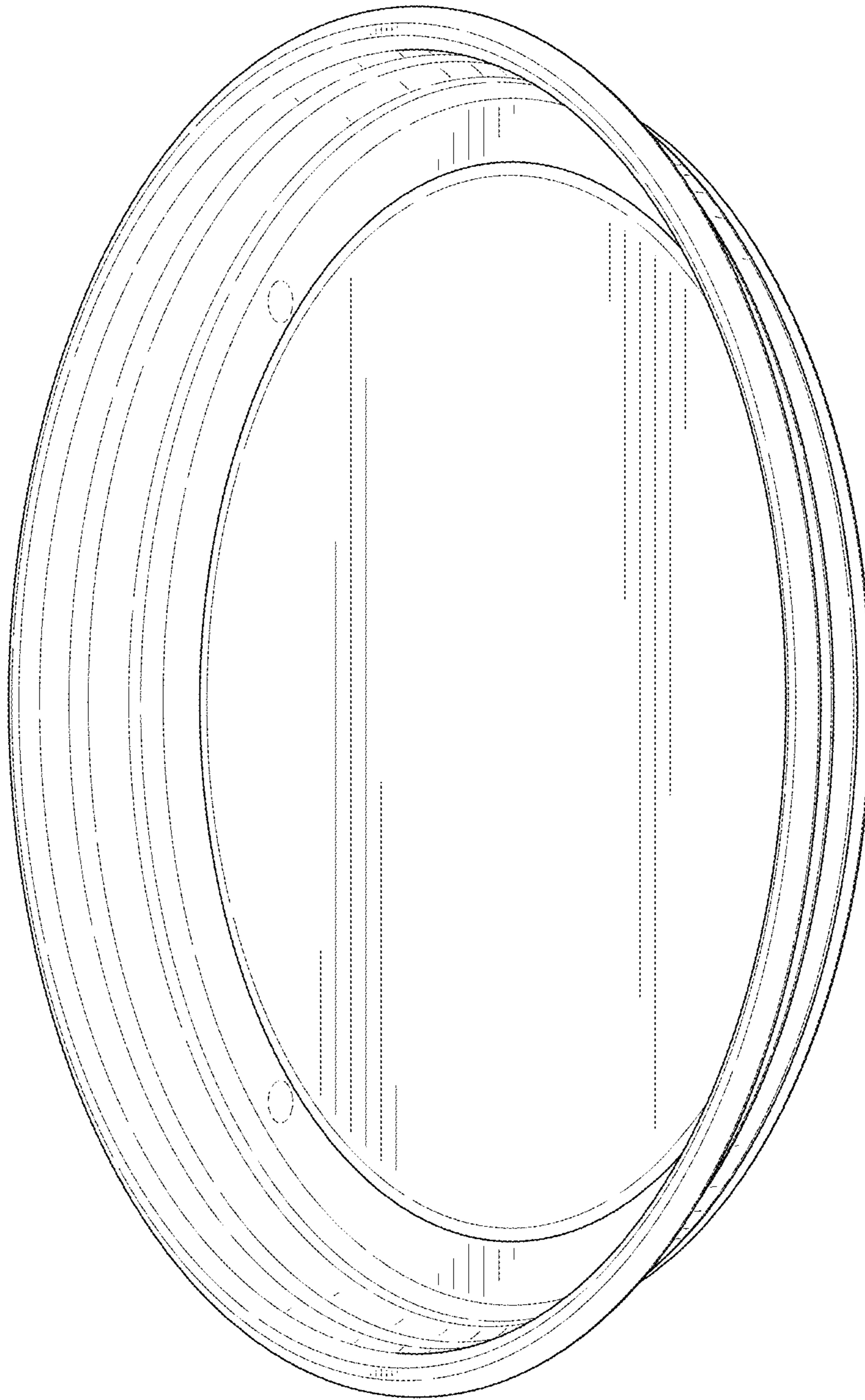


FIG. 1

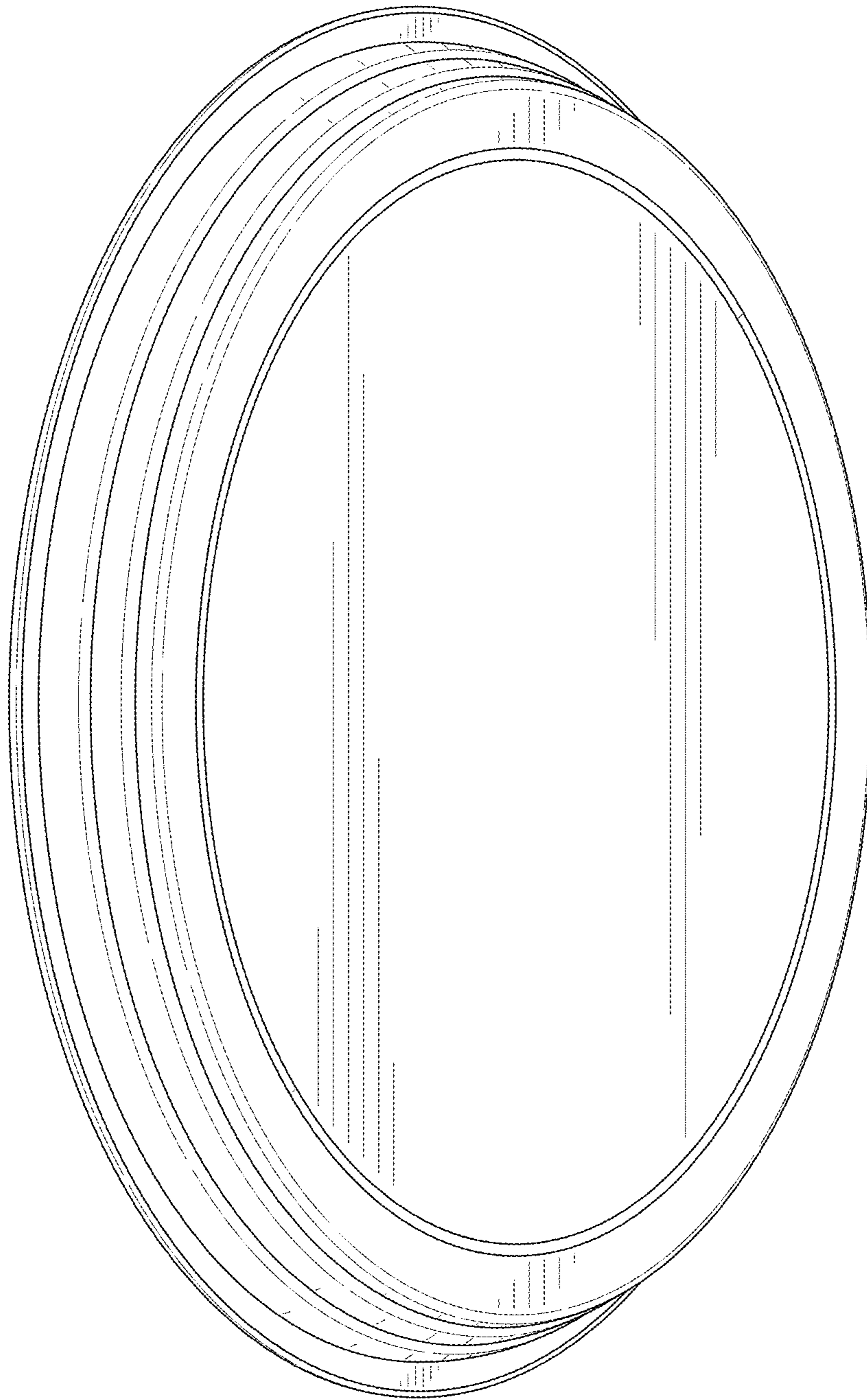


FIG. 2

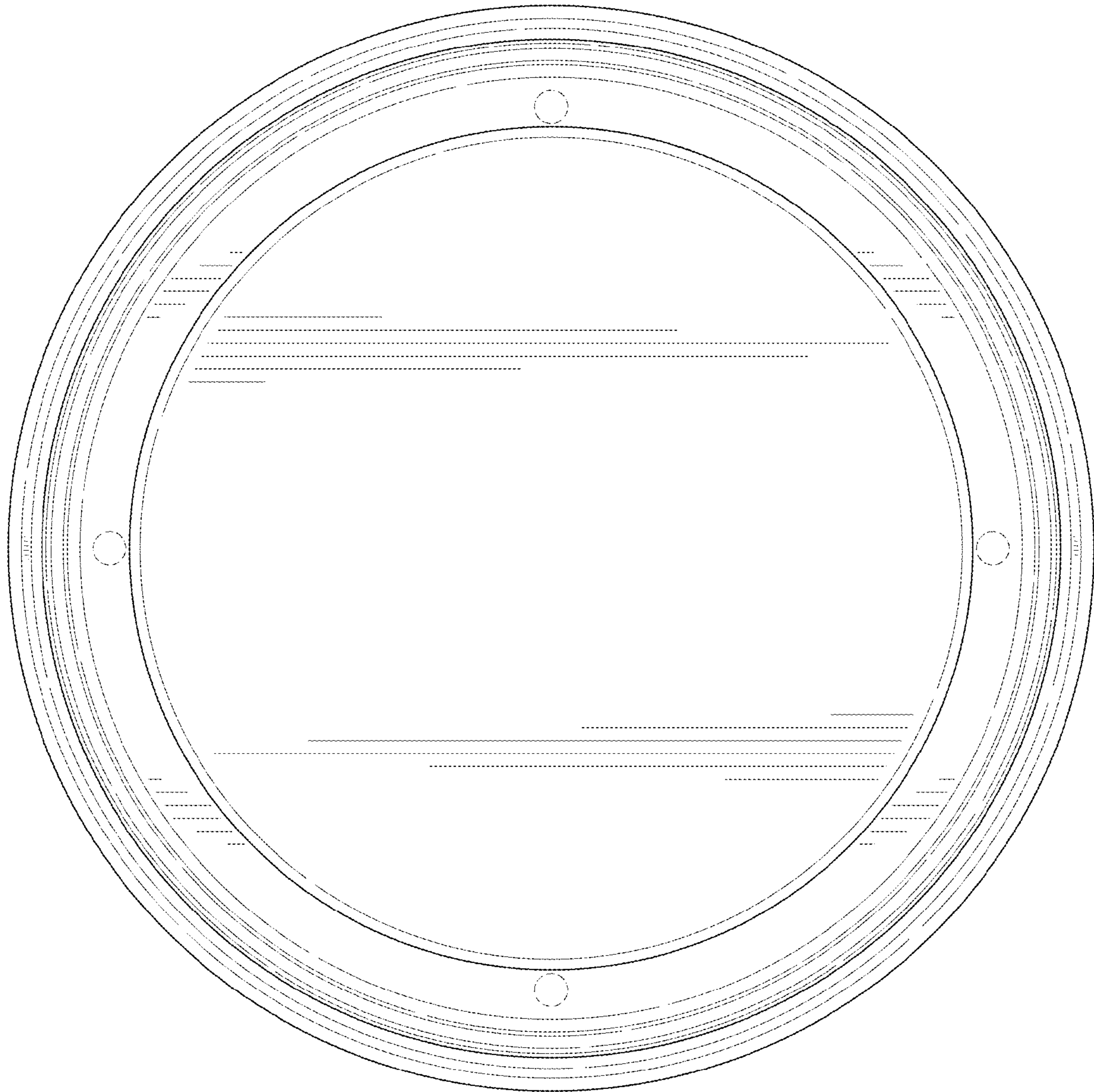


FIG. 3




FIG. 4




FIG. 5




FIG. 6




FIG. 7

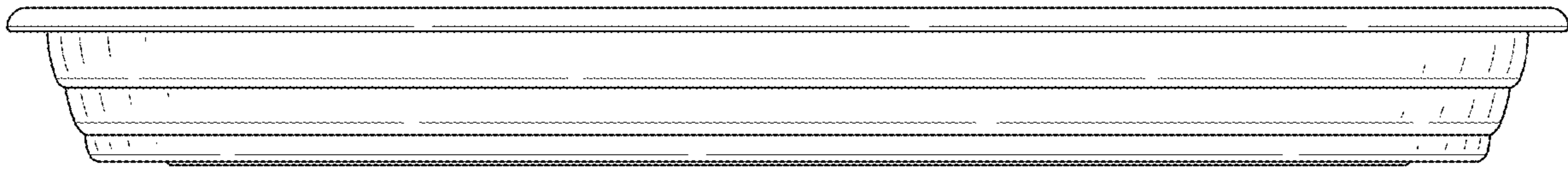


FIG. 8