

US00D964876S

(12) **United States Design Patent** (10) **Patent No.:** **US D964,876 S**  
**Galli** (45) **Date of Patent:** **\*\* \*Sep. 27, 2022**

(54) **WRISTWATCH STRAP**

(71) Applicant: **Timex Group USA, Inc.**, Middlebury, CT (US)

(72) Inventor: **Giorgio Galli**, Milan (IT)

(73) Assignee: **Timex Group USA, Inc.**, Middlebury, CT (US)

(\*) Notice: This patent is subject to a terminal disclaimer.

(\*\*) Term: **15 Years**

(21) Appl. No.: **29/717,817**

(22) Filed: **Dec. 19, 2019**

**Related U.S. Application Data**

(63) Continuation-in-part of application No. 29/699,254, filed on Jul. 24, 2019.

(30) **Foreign Application Priority Data**

Dec. 6, 2019 (EP) ..... 007346259

(51) **LOC (13) Cl.** ..... **11-01**

(52) **U.S. Cl.**  
USPC ..... **D11/3**

(58) **Field of Classification Search**

USPC ..... D11/1, 2, 3, 4, 5, 6, 12, 7, 8; D10/30, D10/31, 32, 33, 34, 35, 36, 38, 39  
CPC ..... A44C 5/00; A44C 5/0007; A44C 5/0053; A44C 5/0084; A44C 5/04; A44C 5/18; A44C 5/185; A44C 5/20; A44C 5/2042; A44C 5/2047; G04B 19/00; G04B 19/06; G04B 19/065; G04B 19/08; G04B 19/10; G04B 19/103; G04B 19/16; G04B 19/163; G04B 19/166; G04B 19/24; G04B 19/241; G04B 37/00; G04B 37/0008; G04B 37/02; G04B 37/04; G04B 37/0016

See application file for complete search history.

(56) **References Cited**

U.S. PATENT DOCUMENTS

D356,958 S \* 4/1995 Schroeter ..... D10/30  
5,574,701 A \* 11/1996 Harilela ..... G04B 37/1413  
368/276  
D379,774 S \* 6/1997 Riley ..... D11/3  
(Continued)

FOREIGN PATENT DOCUMENTS

GB 452762 8/1936  
WO WO-D103469-001 \* 9/2018

OTHER PUBLICATIONS

Amazon, Timex Men's Intelligent Watch, posted Jul. 20, 2011, [online], [visited May 20, 2021]. Internet, <URL: https://www.amazon.co.uk/dp/B005DKHDPC/ref> (Year: 2011).\*

(Continued)

*Primary Examiner* — Samantha Wood

(74) *Attorney, Agent, or Firm* — Carmody Torrance Sandak & Hennessey LLP

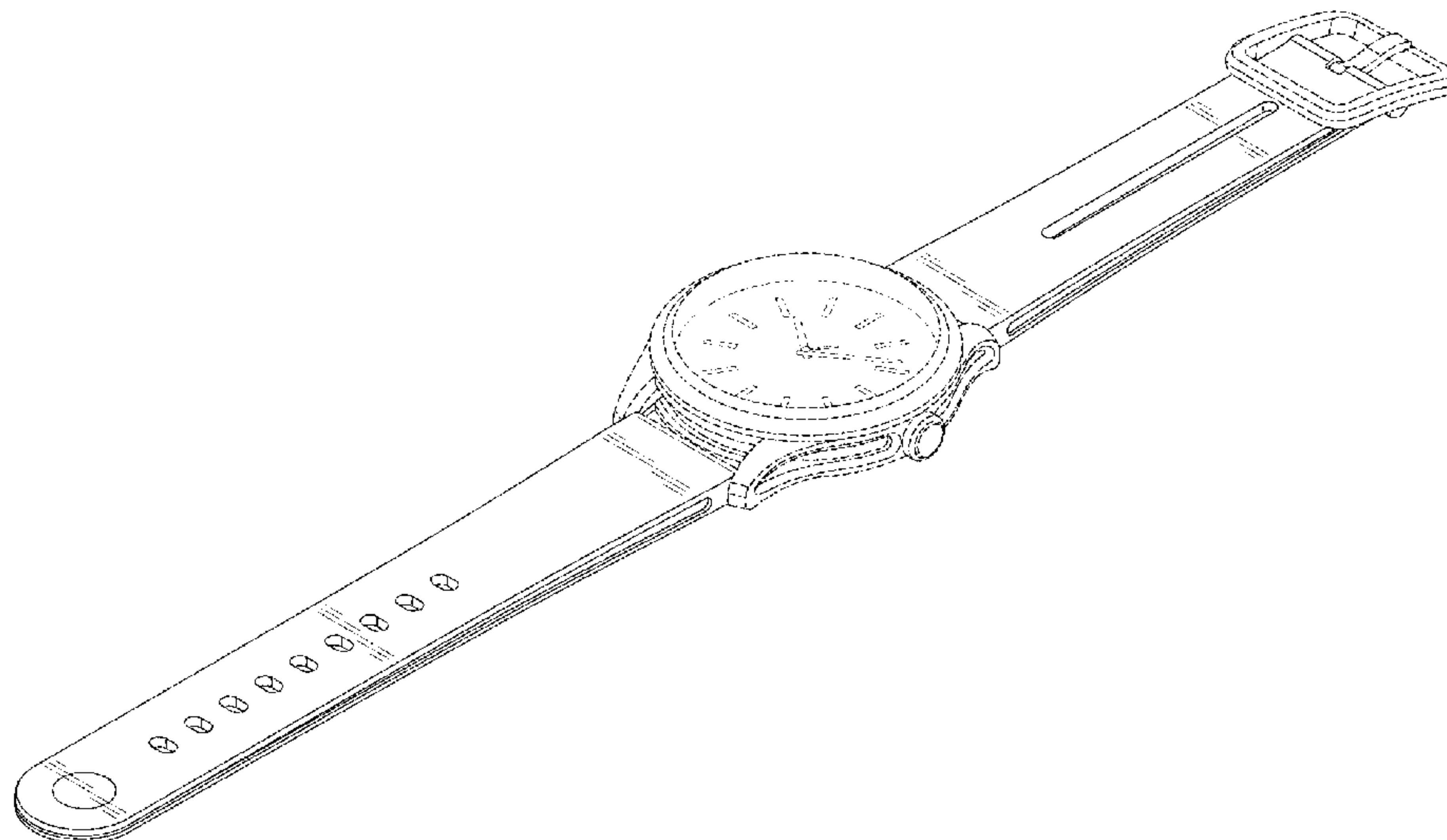
(57) **CLAIM**

The ornamental design for a wristwatch strap, as shown and described.

**DESCRIPTION**

FIG. 1 is a perspective view of the wristwatch strap showing my new design;  
FIG. 2 is a front elevational view of FIG. 1;  
FIG. 3 is a back side elevational view of FIG. 1;  
FIG. 4 is a right side view of FIG. 1;  
FIG. 5 is a left side view of FIG. 1;  
FIG. 6 is a bottom view of FIG. 1; and,  
FIG. 7 is a top view of FIG. 1.  
The dotted lines are intended to show features that are environmental only and form no part of the claimed design.

**1 Claim, 3 Drawing Sheets**



(56)

**References Cited**

U.S. PATENT DOCUMENTS

D387,692 S \* 12/1997 Hanagata ..... D11/3  
D407,342 S \* 3/1999 Ishizaka ..... D11/3  
D721,608 S \* 1/2015 Miller ..... D14/411  
D724,556 S \* 3/2015 Choi ..... D14/344  
D770,321 S \* 11/2016 Murphy ..... D14/344  
9,491,991 B1 11/2016 Rong et al.  
D802,465 S \* 11/2017 Dukerschein ..... D11/3  
D836,466 S \* 12/2018 Shi ..... D14/344  
D854,439 S \* 7/2019 Dukerschein ..... D11/3  
2018/0210400 A1 7/2018 Kaneko et al.

OTHER PUBLICATIONS

Amazon, Archer Watch Strap, posted Jul. 25, 2017, [online], [visited May 20, 2021]. Internet, <URL: <https://www.amazon.co.uk/dp/B01N0XU4CH/ref>> (Year: 2017).\*

\* cited by examiner

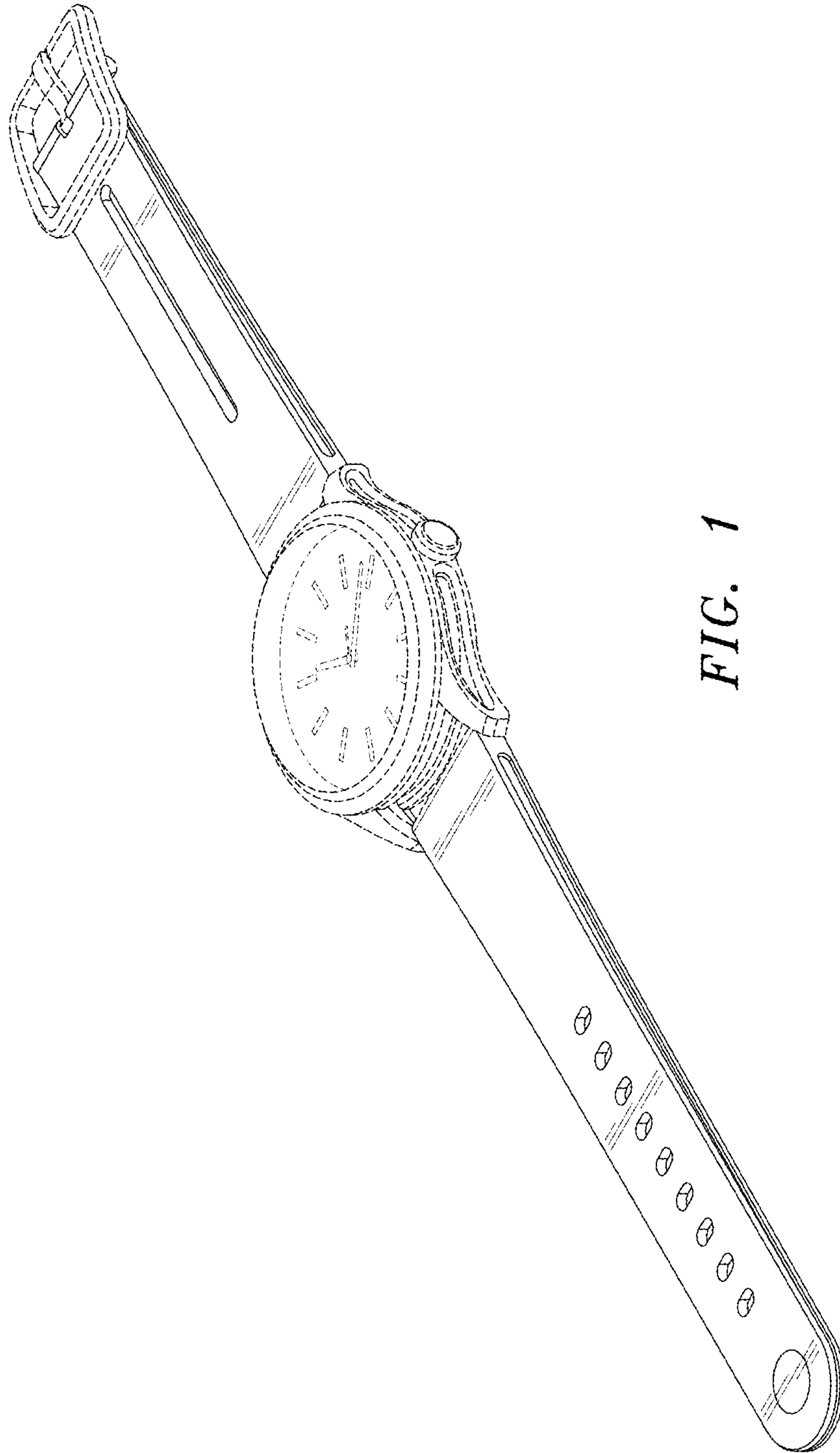


FIG. 1

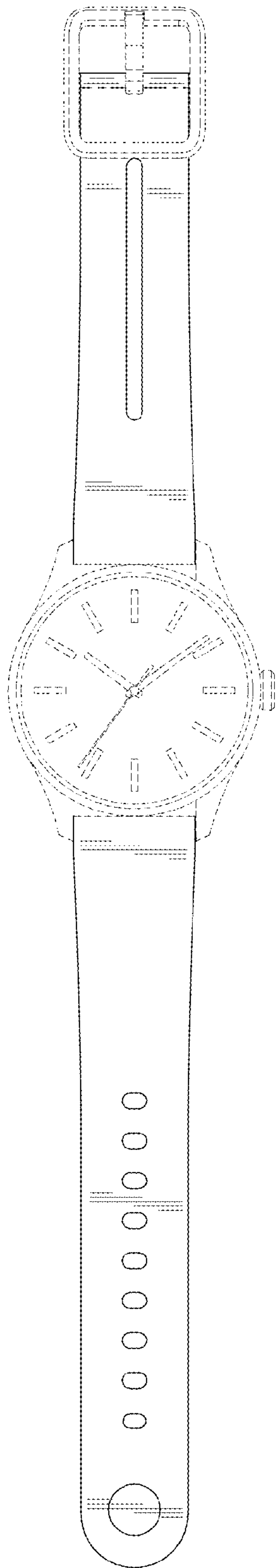


FIG. 2

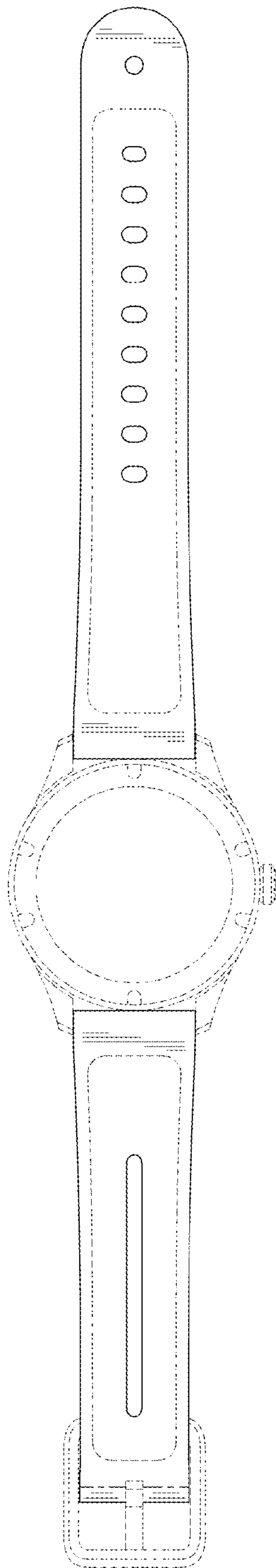


FIG. 3



FIG. 4



FIG. 5

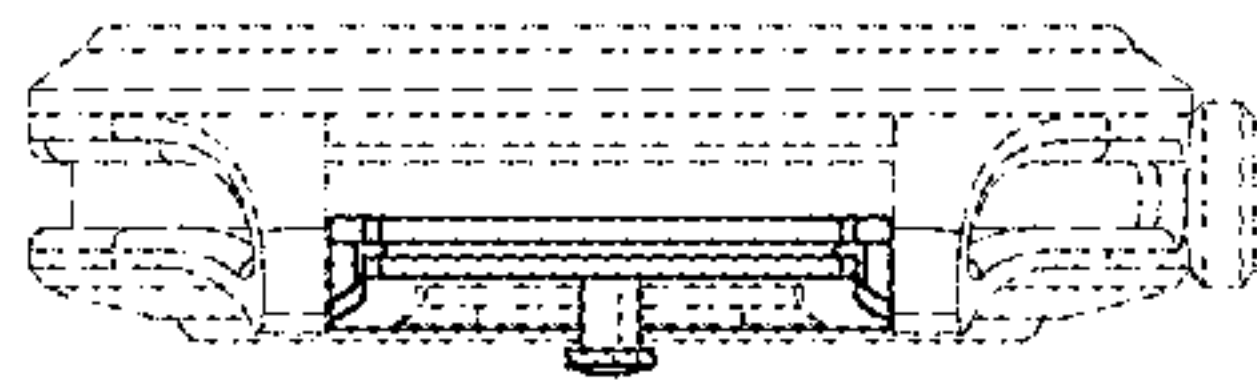


FIG. 6




FIG. 7