

US00D964846S

(12) **United States Design Patent**  
**Zhan**

(10) **Patent No.:** **US D964,846 S**  
(45) **Date of Patent:** **\*\* Sep. 27, 2022**

- (54) **CURTAIN HOLDBACK TIE**
- (71) Applicant: **Tiansheng Zhan**, Hangzhou (CN)
- (72) Inventor: **Tiansheng Zhan**, Hangzhou (CN)
- (\*\*) Term: **15 Years**
- (21) Appl. No.: **29/803,654**
- (22) Filed: **Aug. 13, 2021**
- (51) **LOC (13) Cl.** ..... **08-11**
- (52) **U.S. Cl.**  
USPC ..... **D8/368**
- (58) **Field of Classification Search**  
USPC ..... D8/367, 356, 354, 349, 18, 105, 368;  
248/341; 224/217; 24/1, 702  
CPC ..... F16B 45/00; A45F 5/021; A44B 13/0029  
See application file for complete search history.

|                   |         |           |       |                      |
|-------------------|---------|-----------|-------|----------------------|
| D868,568 S *      | 12/2019 | Elliott   | ..... | D8/367               |
| D891,233 S *      | 7/2020  | Yu        | ..... | D8/367               |
| 10,746,324 B1 *   | 8/2020  | Roth      | ..... | F16G 11/143          |
| D910,424 S        | 2/2021  | Yu        |       |                      |
| D911,154 S *      | 2/2021  | Jiao      | ..... | D8/368               |
| D915,182 S *      | 4/2021  | Zhan      | ..... | D8/367               |
| D918,022 S *      | 5/2021  | Yu        | ..... | D8/368               |
| D924,671 S        | 7/2021  | Yan       |       |                      |
| D924,672 S        | 7/2021  | Zhang     |       |                      |
| D951,079 S *      | 5/2022  | Yu        | ..... | D8/368               |
| D951,759 S *      | 5/2022  | Ding      | ..... | D8/368               |
| D952,449 S *      | 5/2022  | Liu       | ..... | D8/368               |
| D953,848 S *      | 6/2022  | Jiao      | ..... | D8/367               |
| D955,207 S *      | 6/2022  | Jiao      | ..... | D8/367               |
| D955,208 S *      | 6/2022  | Zhan      | ..... | D8/368               |
| D956,531 S *      | 7/2022  | Xu        | ..... | D8/368               |
| 2002/0151930 A1 * | 10/2002 | Mills     | ..... | A61H 39/04<br>24/489 |
| 2019/0101152 A1 * | 4/2019  | Turbenson | ..... | F16B 45/00           |

\* cited by examiner

*Primary Examiner* — Cynthia R Underwood  
(74) *Attorney, Agent, or Firm* — Zhihua Han; Wen IP LLC

(56) **References Cited**

U.S. PATENT DOCUMENTS

|                |         |              |       |                         |
|----------------|---------|--------------|-------|-------------------------|
| 1,377,066 A *  | 5/1921  | Garrabrant   | ..... | A47H 19/00<br>24/1      |
| 2,365,664 A *  | 12/1944 | Troensegaard | ..... | A47H 19/00<br>160/349.2 |
| D357,624 S *   | 4/1995  | Ferdman      | ..... | D8/368                  |
| D366,999 S *   | 2/1996  | Ferdman      | ..... | D8/368                  |
| D475,278 S *   | 6/2003  | Williams     | ..... | D8/367                  |
| D597,825 S *   | 8/2009  | Ho           | ..... | D8/367                  |
| D618,536 S *   | 6/2010  | Eason        | ..... | D8/367                  |
| D637,892 S *   | 5/2011  | Barrese      | ..... | D8/367                  |
| D642,450 S *   | 8/2011  | Freese       | ..... | D8/367                  |
| 8,534,626 B1 * | 9/2013  | Freese       | ..... | A47G 29/083<br>24/376   |
| 9,084,502 B2 * | 7/2015  | Lapadula     | ..... | A47H 19/00              |
| D813,654 S *   | 3/2018  | Erickson     | ..... | D8/367                  |
| D838,060 S *   | 1/2019  | Bitar        | ..... | D30/153                 |
| D848,246 S *   | 5/2019  | Jones        | ..... | D8/368                  |
| D866,304 S *   | 11/2019 | Qi           | ..... | D8/367                  |


(57) **CLAIM**

The ornamental design for a curtain holdback tie, as shown and described.

**DESCRIPTION**

FIG. 1 is a perspective view of a curtain holdback tie, showing my new design;  
FIG. 2 is a front elevation view thereof;  
FIG. 3 is a rear elevation view thereof;  
FIG. 4 is a left side elevation view thereof;  
FIG. 5 is a right side elevation view thereof;  
FIG. 6 is a top plan view thereof; and,  
FIG. 7 is a bottom plan view thereof.

**1 Claim, 7 Drawing Sheets**






FIG. 1




FIG. 2

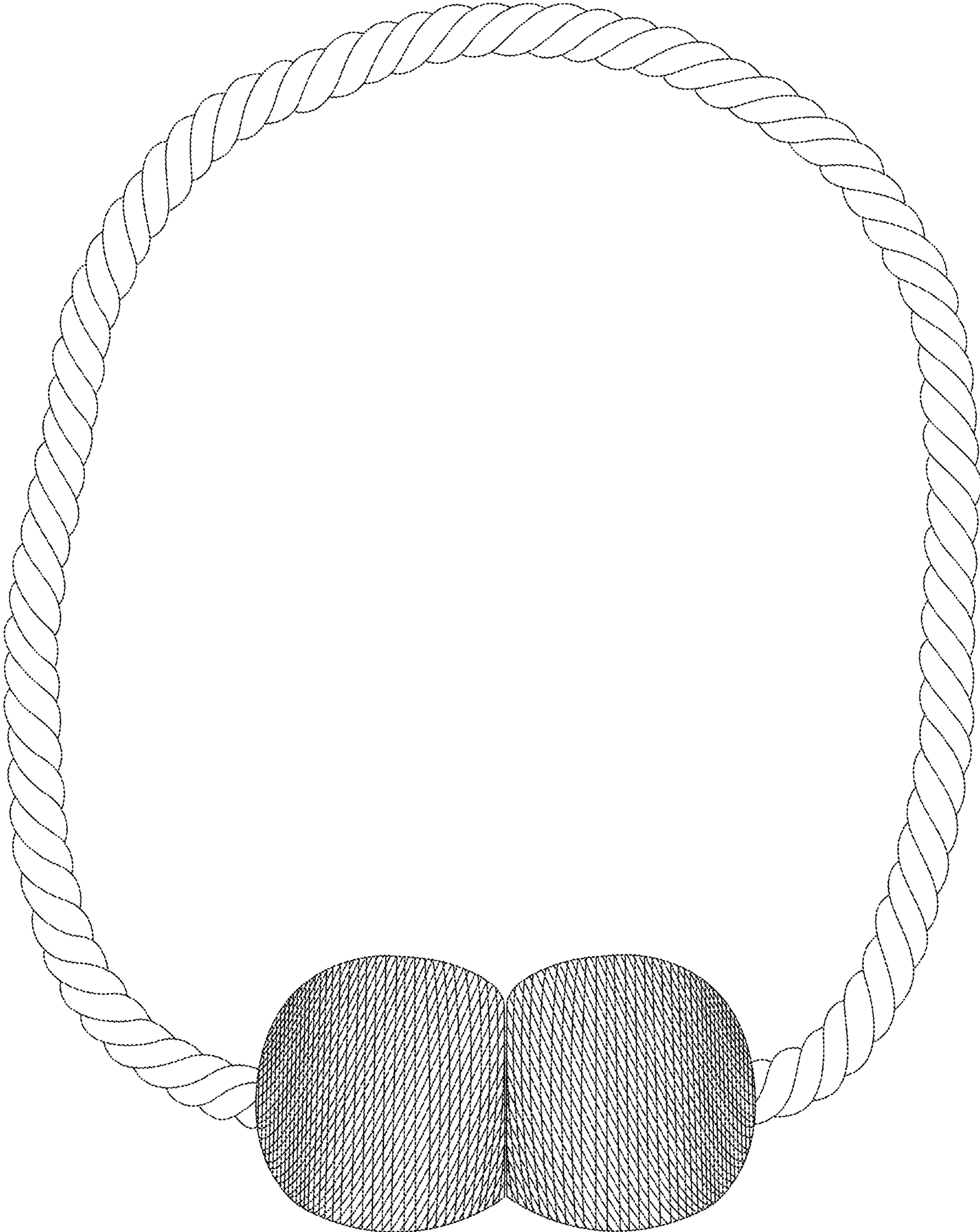


FIG. 3

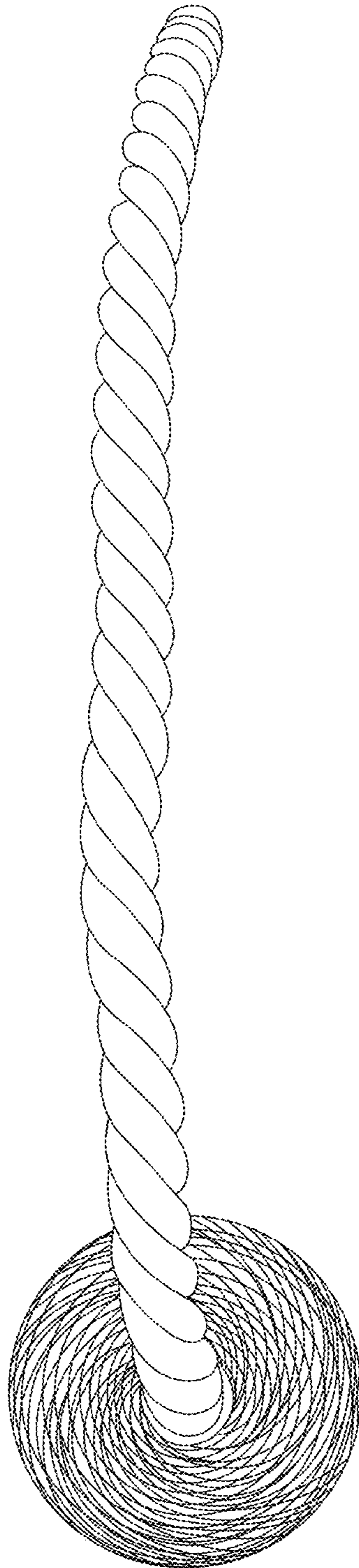


FIG. 4

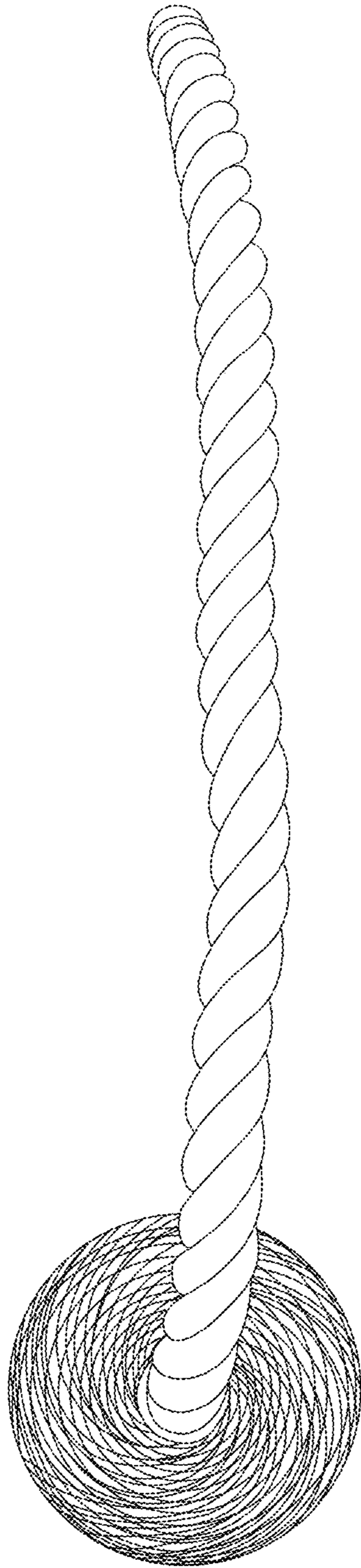


FIG. 5

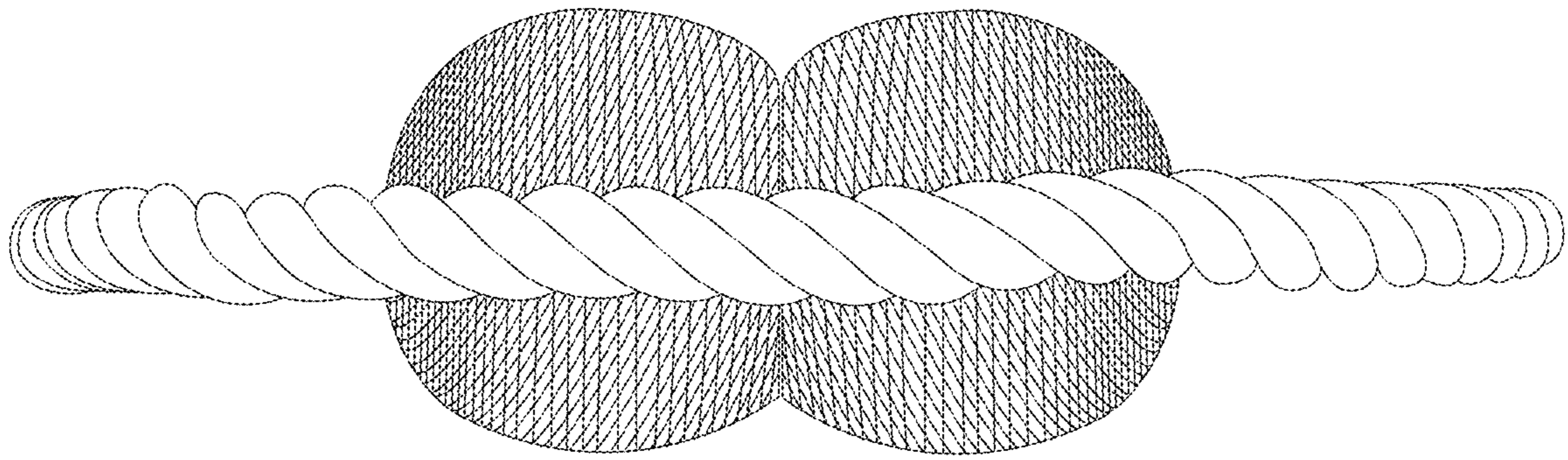


FIG. 6

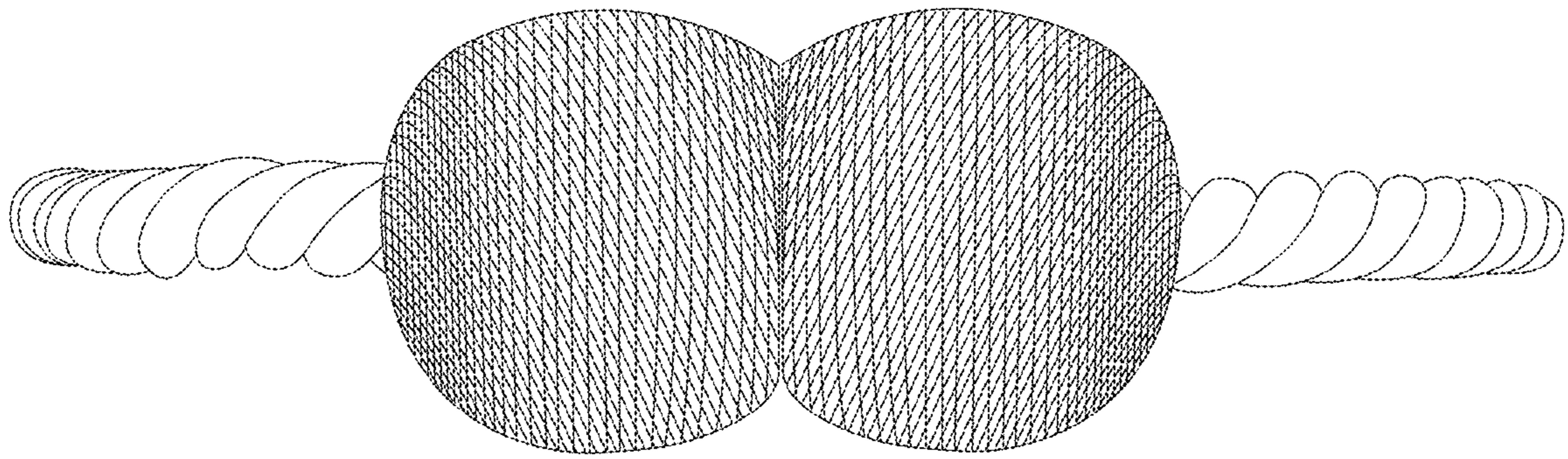


FIG. 7