

US00D964834S

(12) **United States Design Patent** (10) **Patent No.:** **US D964,834 S**  
**Huang** (45) **Date of Patent:** **\*\* Sep. 27, 2022**

- (54) **CRIMPING TOOL**
- (71) Applicant: **Hanlong Industrial Co., Ltd.**, New Taipei (TW)
- (72) Inventor: **Chien-Wei Huang**, New Taipei (TW)
- (73) Assignee: **Hanlong Industrial Co., Ltd.**, New Taipei (TW)
- (\*\*) Term: **15 Years**
- (21) Appl. No.: **29/725,215**
- (22) Filed: **Feb. 24, 2020**
- (51) **LOC (13) Cl.** ..... **08-05**
- (52) **U.S. Cl.**  
USPC ..... **D8/52**
- (58) **Field of Classification Search**  
USPC ..... D8/51-60  
CPC ..... H01R 43/042; H01R 43/0421  
See application file for complete search history.

(56) **References Cited**

U.S. PATENT DOCUMENTS

|               |         |            |       |                         |
|---------------|---------|------------|-------|-------------------------|
| 4,429,451 A * | 2/1984  | Angelico   | ..... | H01R 43/015<br>29/566.4 |
| D303,917 S *  | 10/1989 | Hatfield   | ..... | D8/54                   |
| D504,296 S *  | 4/2005  | Chen       | ..... | D8/52                   |
| D506,660 S *  | 6/2005  | Chen       | ..... | D8/52                   |
| D625,980 S *  | 10/2010 | Liu        | ..... | D8/56                   |
| D655,591 S *  | 3/2012  | Willard    | ..... | D8/56                   |
| D693,196 S *  | 11/2013 | Hutchfield | ..... | D8/51                   |
| D693,197 S *  | 11/2013 | Hutchfield | ..... | D8/51                   |

|                   |         |            |       |                       |
|-------------------|---------|------------|-------|-----------------------|
| D693,198 S *      | 11/2013 | Hutchfield | ..... | D8/51                 |
| D703,506 S *      | 4/2014  | Steiner    | ..... | D8/51                 |
| D729,601 S *      | 5/2015  | Lin        | ..... | D8/51                 |
| D824,739 S *      | 8/2018  | Sutter     | ..... | D8/51                 |
| D836,415 S *      | 12/2018 | Lin        | ..... | D8/52                 |
| 10,263,377 B2 *   | 4/2019  | Ho         | ..... | H01R 43/042           |
| D847,599 S *      | 5/2019  | Chiang     | ..... | D8/52                 |
| 11,070,018 B2 *   | 7/2021  | Liao       | ..... | H01R 43/042           |
| D950,341 S *      | 5/2022  | Chiang     | ..... | D8/51                 |
| 2005/0258837 A1 * | 11/2005 | Wang       | ..... | G01R 31/66<br>324/538 |
| 2017/0373453 A1 * | 12/2017 | Liao       | ..... | B25B 27/14            |

\* cited by examiner

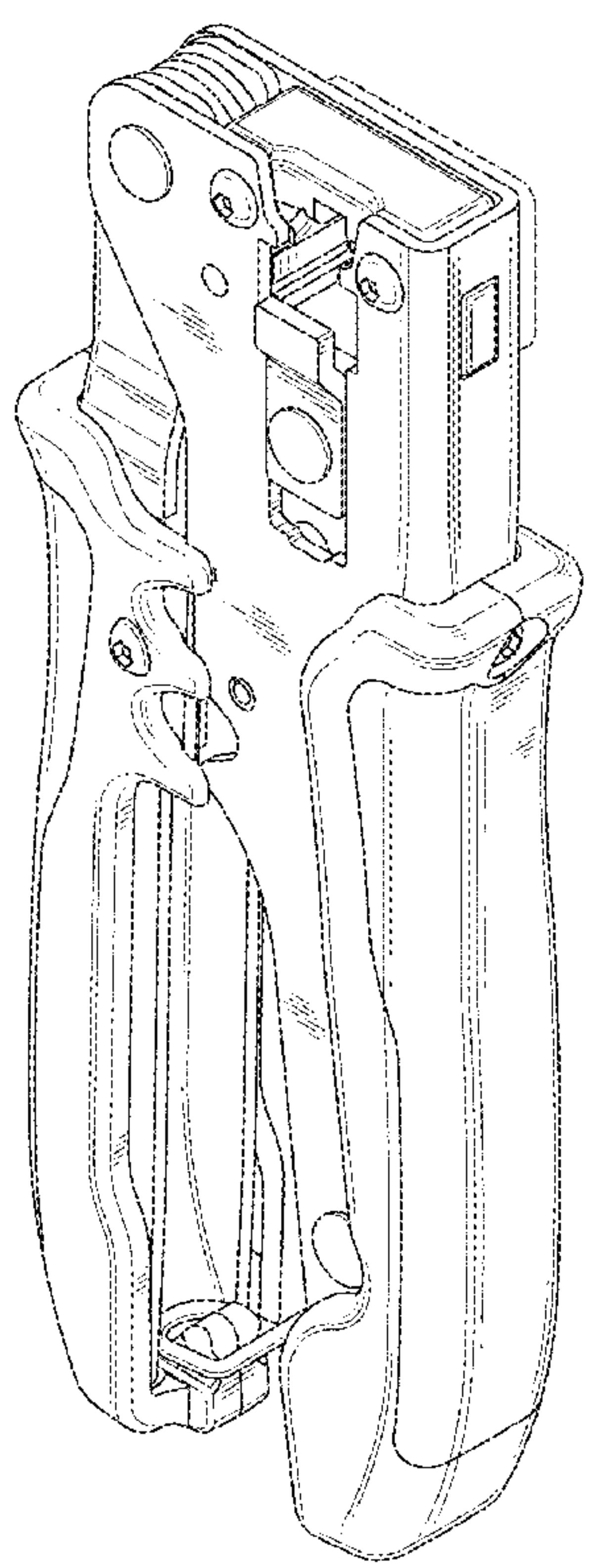
*Primary Examiner* — Deanna L Pratt  
(74) *Attorney, Agent, or Firm* — Alan D. Kamrath; Karin L. Williams; Mayer & Williams PC

(57) **CLAIM**  
The ornamental design for a crimping tool, as shown and described.

**DESCRIPTION**

FIG. 1 is a perspective view of a crimping tool in accordance to embodiment of the design;  
FIG. 2 is a front view thereof;  
FIG. 3 is a rear view thereof;  
FIG. 4 is a left view thereof;  
FIG. 5 is a right view thereof;  
FIG. 6 is a top view thereof; and,  
FIG. 7 is a bottom view thereof.  
The broken line is for illustrative purposes only and forms no part of the claimed design.

**1 Claim, 6 Drawing Sheets**



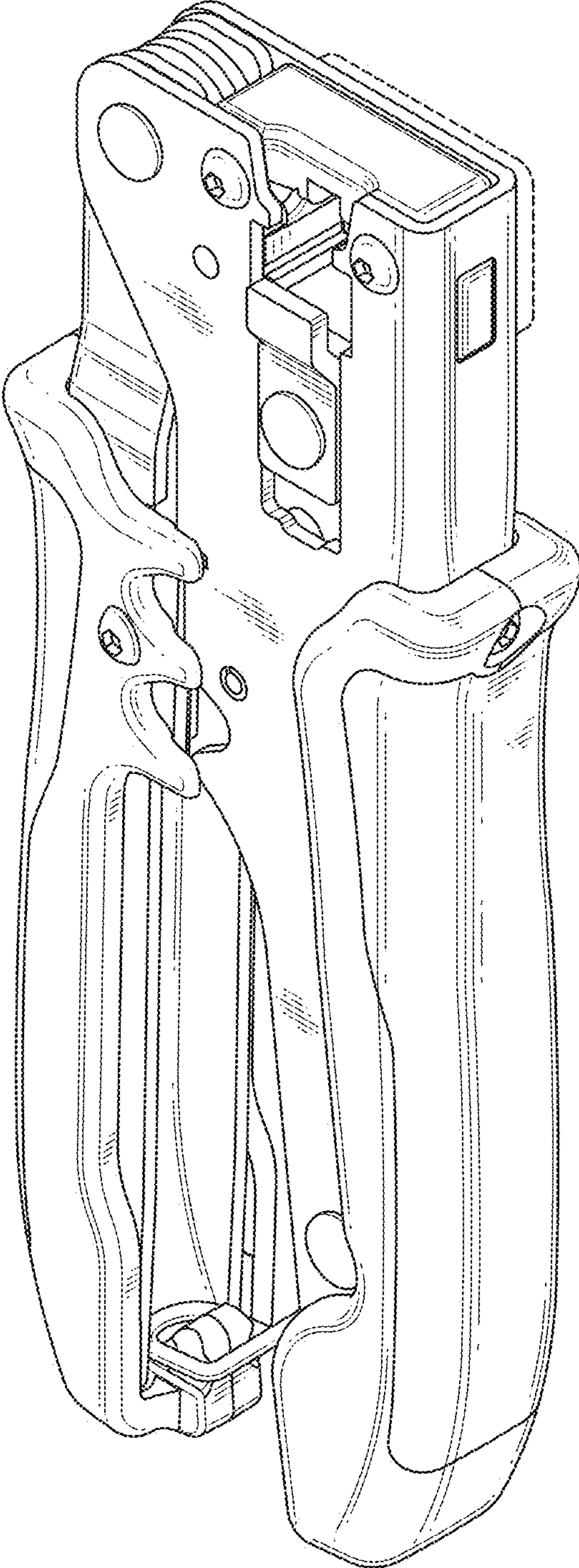


FIG. 1

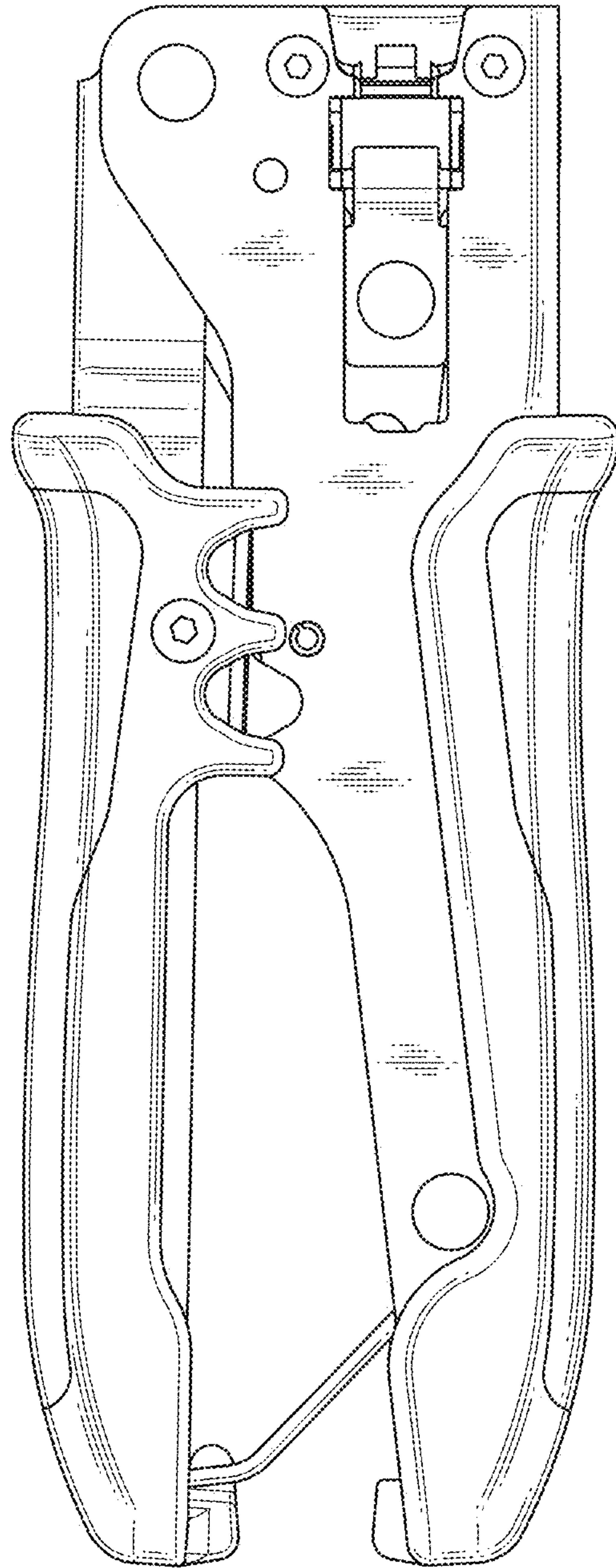


FIG. 2



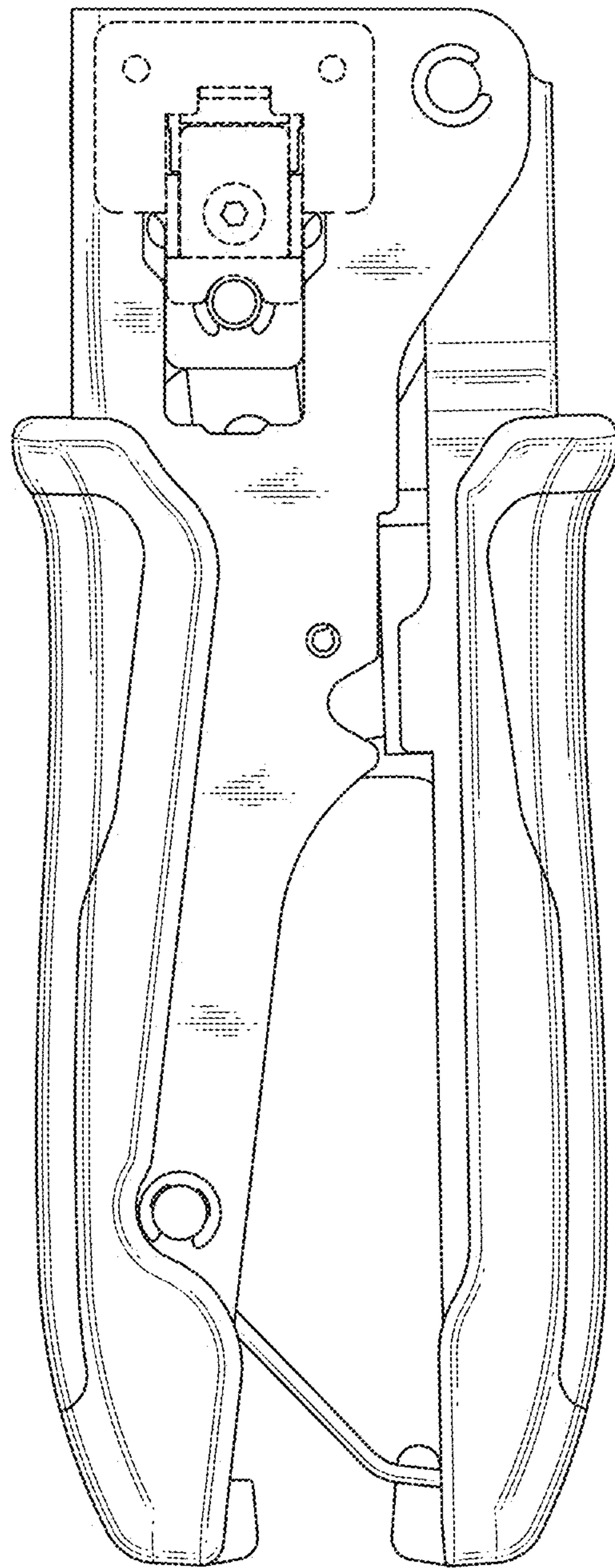


FIG. 3

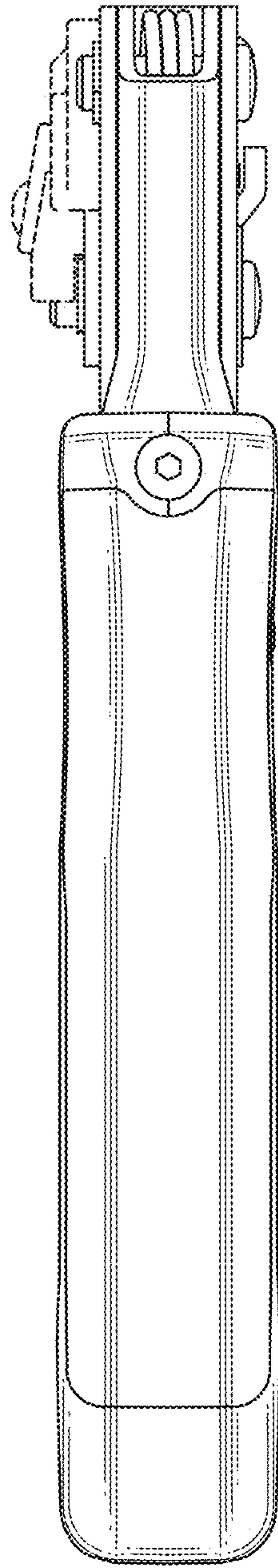


FIG. 4

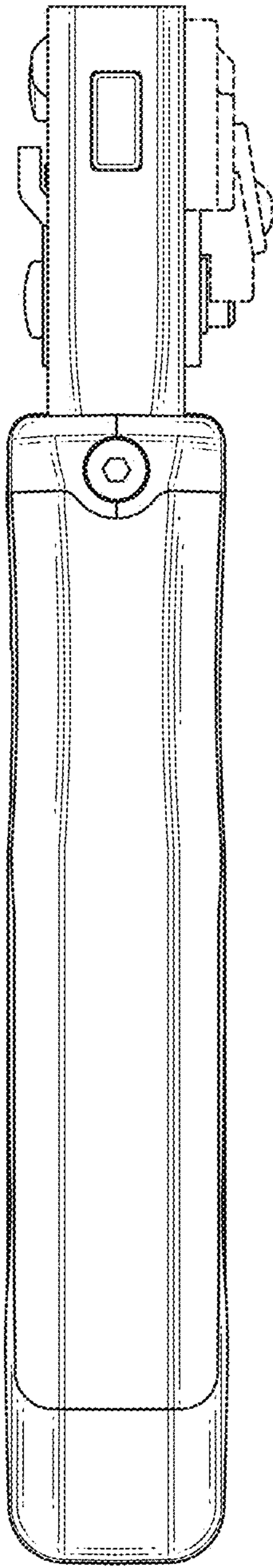


FIG. 5

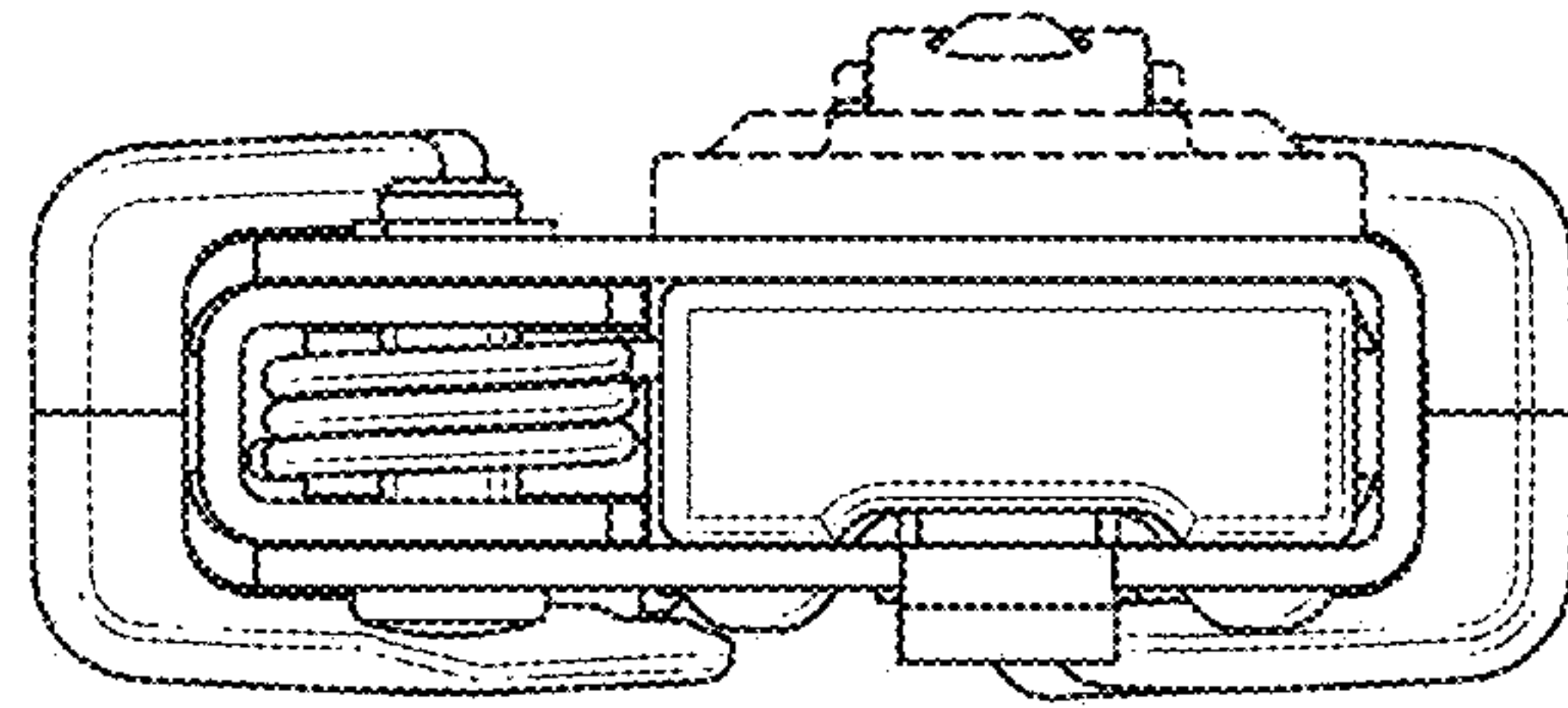


FIG. 6

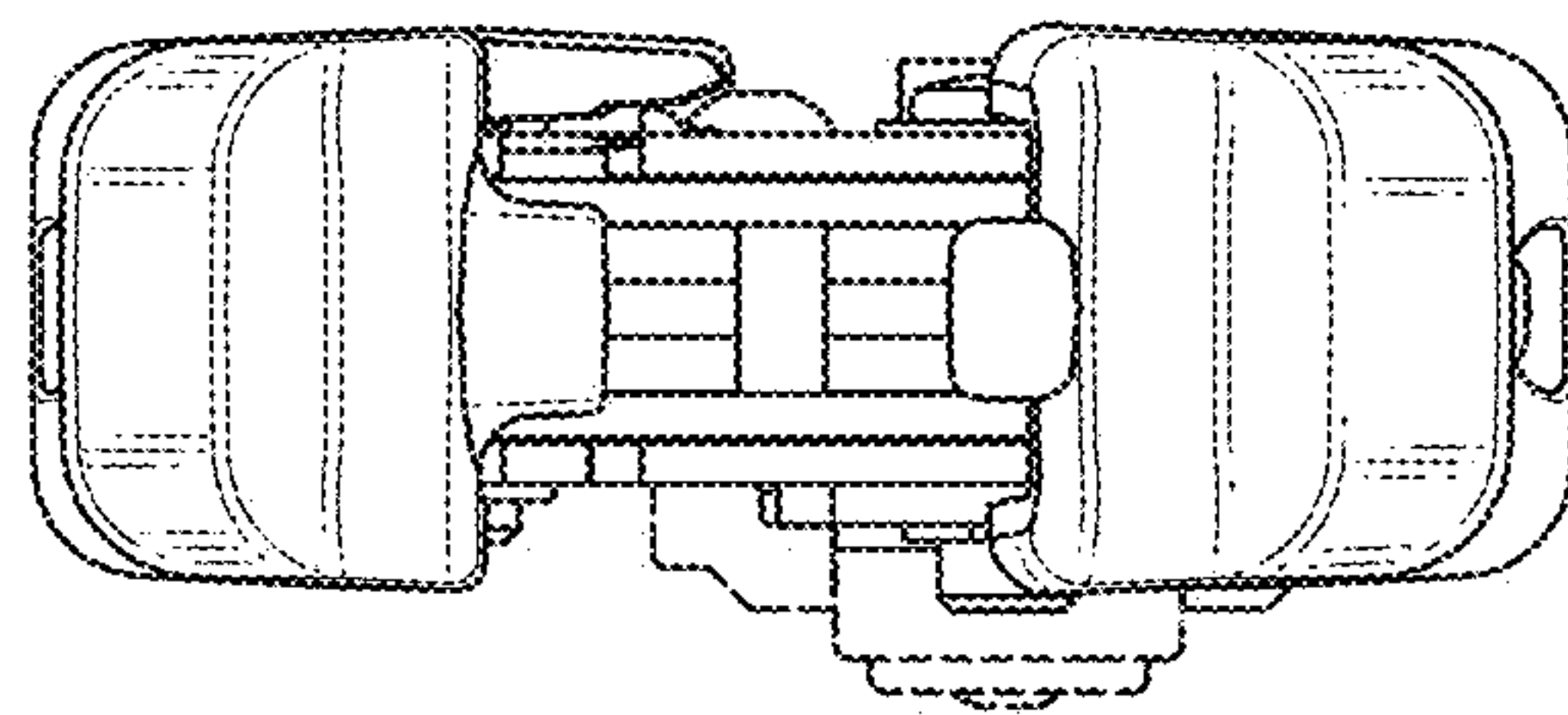


FIG. 7