

US00D964828S

(12) **United States Design Patent**  
**Zhou**

(10) **Patent No.:** **US D964,828 S**

(45) **Date of Patent:** **\*\* Sep. 27, 2022**

(54) **FILM APPLICATOR**

(71) Applicant: **Shengjie Zhou**, Dongguan (CN)

(72) Inventor: **Shengjie Zhou**, Dongguan (CN)

(\*\*) Term: **15 Years**

(21) Appl. No.: **29/811,600**

(22) Filed: **Oct. 15, 2021**

(51) **LOC (13) Cl.** ..... **08-05**

(52) **U.S. Cl.**  
USPC ..... **D8/14**

(58) **Field of Classification Search**  
USPC .... D8/14, 71, 354; D14/250, 251, 252, 253,  
D14/440, 432  
CPC ..... B26C 65/00; B32B 37/18; B32B 37/0046;  
B32B 37/003; B32B 38/1841; B29C  
63/0004; B29C 2063/0008  
See application file for complete search history.

(56) **References Cited**

**U.S. PATENT DOCUMENTS**

D637,648 S \* 5/2011 Ringl ..... D19/86  
8,675,353 B1 \* 3/2014 Alonzo ..... G06F 1/1628  
361/679.01  
D738,172 S \* 9/2015 Chen ..... D8/14  
D821,384 S \* 6/2018 Jordin ..... B29C 63/0004  
D14/250

D878,381 S \* 3/2020 Li ..... D14/447  
D903,686 S \* 12/2020 Jung ..... D14/440  
D904,840 S \* 12/2020 Liu ..... D8/14  
D908,472 S \* 1/2021 Zhang ..... D8/354  
D920,080 S \* 5/2021 Hofstrand ..... D8/354  
D937,834 S \* 12/2021 Hyun ..... G06F 1/1628  
D14/432  
D945,251 S \* 3/2022 Zhang ..... D8/354  
D953,135 S \* 5/2022 Yu ..... D8/14  
D954,064 S \* 6/2022 Li ..... B29C 63/0047  
D14/440  
2020/0094467 A1 \* 3/2020 Cho ..... B29C 63/0004  
2021/0213672 A1 \* 7/2021 Chou ..... B29C 63/0047

\* cited by examiner

*Primary Examiner* — Philip S Hyder

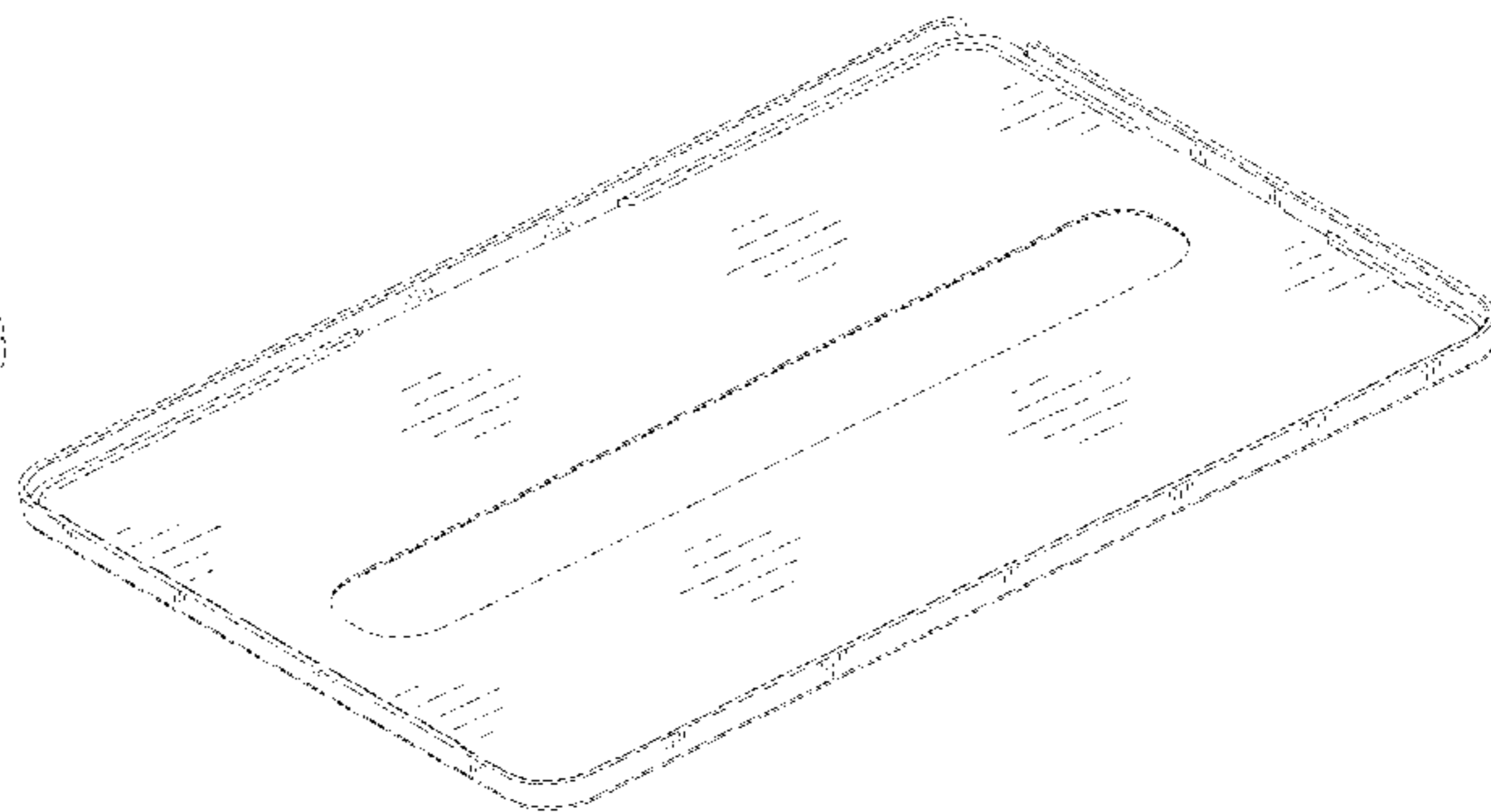
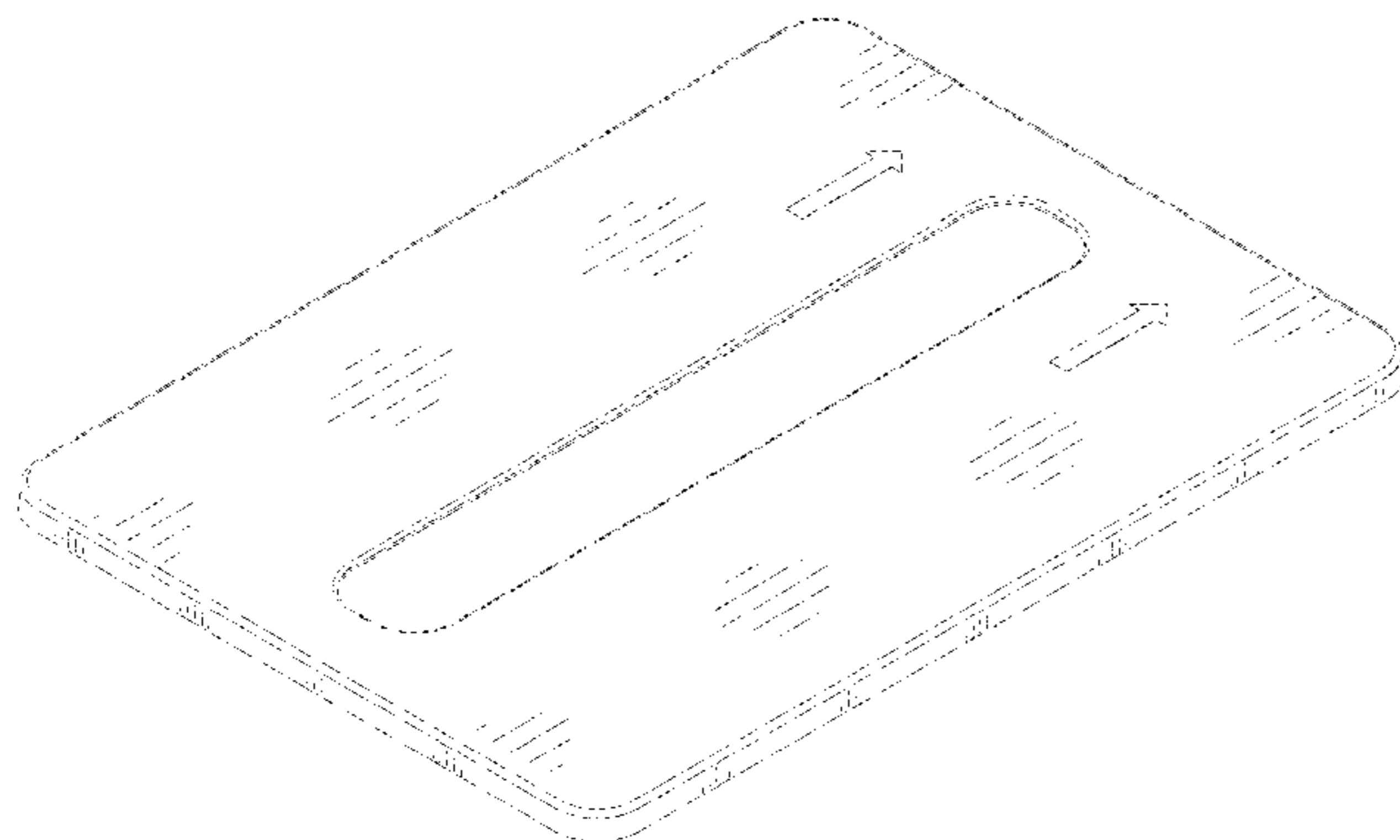
(57) **CLAIM**

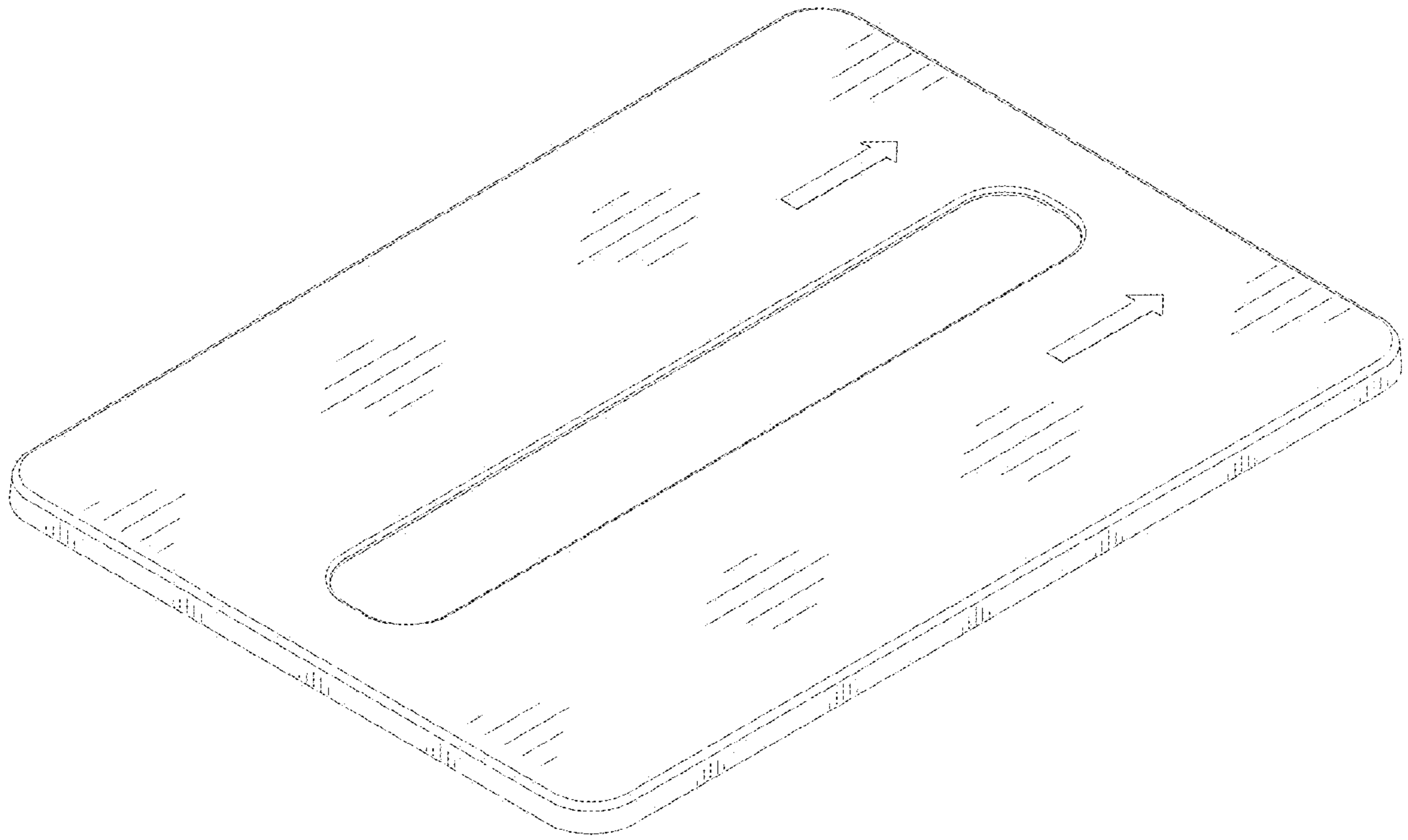
The ornamental design for a film applicator, substantially as shown and described.

**DESCRIPTION**

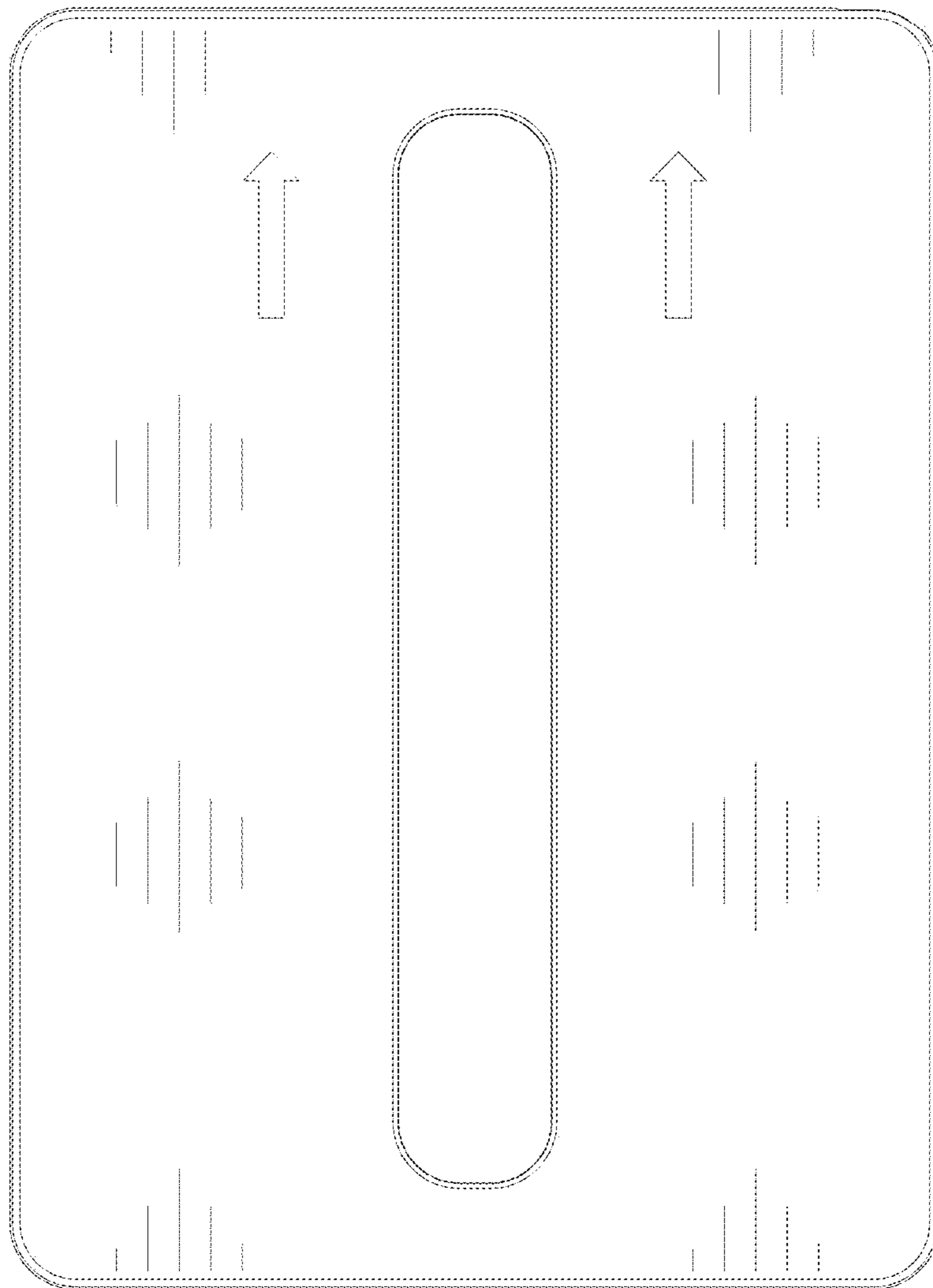
FIG. 1 is a bottom, rear and left side perspective view of a film applicator, showing my new design;  
FIG. 2 is a rear elevational view thereof;  
FIG. 3 is a front elevational view thereof;  
FIG. 4 is a right side elevational view thereof;  
FIG. 5 is a left side elevational view thereof;  
FIG. 6 is a bottom plan view thereof;  
FIG. 7 is a top plan view thereof; and,  
FIG. 8 is a front, rear and right side perspective view thereof.

**1 Claim, 8 Drawing Sheets**

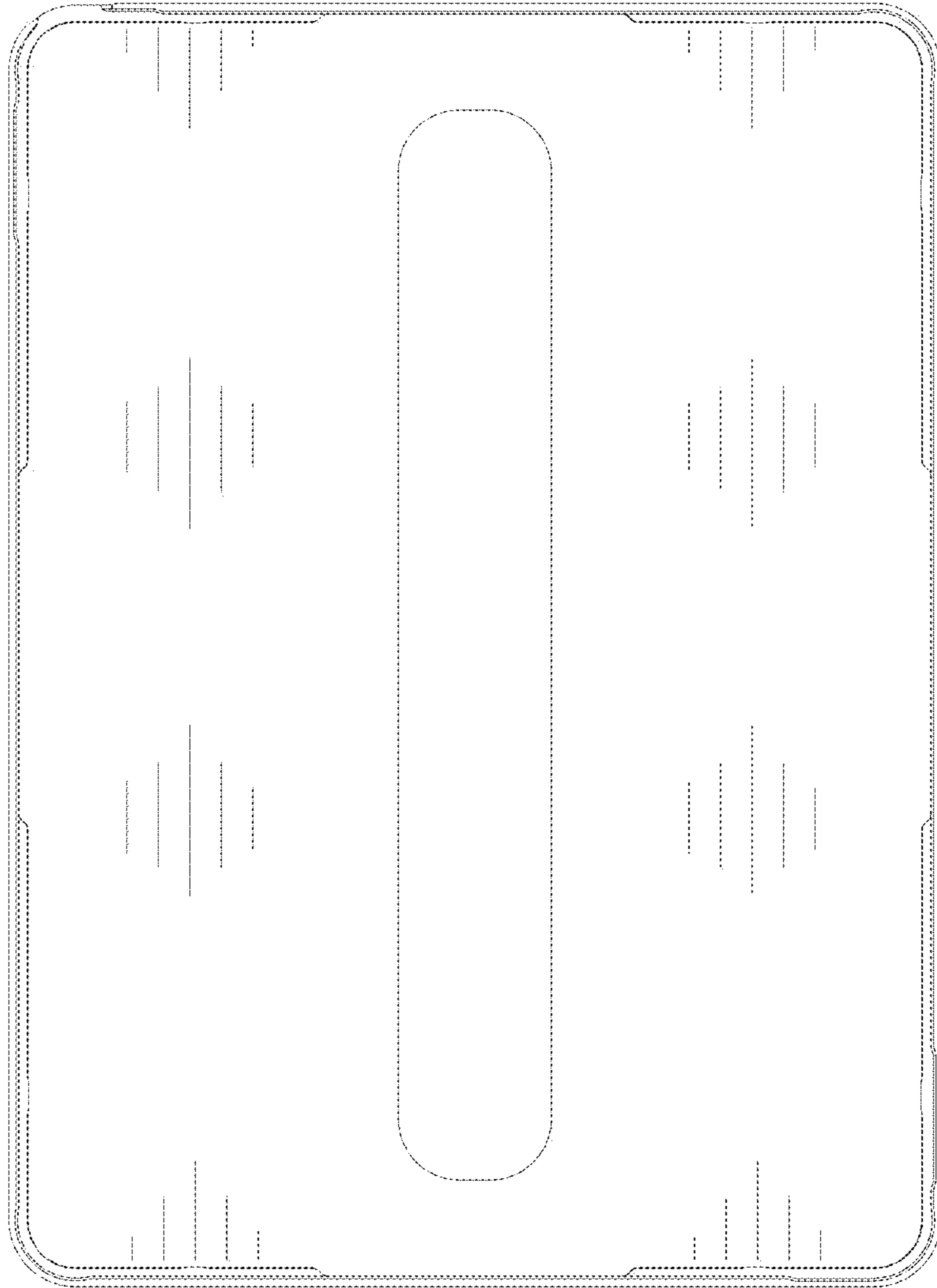





*FIG. 1*




**FIG. 2**




*FIG. 3*




*FIG.4*



*FIG. 5*




*FIG.6*



*FIG. 7*





*FIG. 8*