



US00D964808S

(12) **United States Design Patent** (10) **Patent No.:** **US D964,808 S**  
**Xu** (45) **Date of Patent:** **\*\* Sep. 27, 2022**

(54) **LUNCH BOX**  
(71) Applicant: **DONGGUAN OUMENG HOUSEWARE PRODUCTS CO., LTD**, Dongguan (CN)  
(72) Inventor: **Jingsheng Xu**, Yueyang (CN)  
(73) Assignee: **DONGGUAN OUMENG HOUSEWARE PRODUCTS CO., LTD**, Dongguan (CN)

D688,921 S \* 9/2013 Miros ..... D7/629  
D792,222 S \* 7/2017 Sill ..... D9/456  
D821,823 S \* 7/2018 Racamier ..... D7/602  
10,173,826 B2 \* 1/2019 Sexton ..... B65B 7/2842  
D854,380 S \* 7/2019 Yang ..... D7/602  
D878,876 S \* 3/2020 Dalton ..... D7/629  
D883,754 S \* 5/2020 Xu ..... D7/629  
D885,144 S \* 5/2020 Huckestein et al.  
D911,119 S \* 2/2021 Zhong ..... D7/629  
D924,535 S \* 7/2021 Culbreth ..... D99/28  
D953,163 S \* 5/2022 Sill ..... D9/425  
2011/0114526 A1 \* 5/2011 Neumann ..... A45C 11/20  
206/459.5

(\*\*) Term: **15 Years**

\* cited by examiner

(21) Appl. No.: **29/834,391**

*Primary Examiner* — Cynthia R Underwood

(22) Filed: **Apr. 12, 2022**

(57) **CLAIM**

(51) **LOC (13) Cl.** ..... **07-01**

The ornamental design for a lunch box, as shown and described.

(52) **U.S. Cl.**

USPC ..... **D7/541**; D7/629

**DESCRIPTION**

(58) **Field of Classification Search**

USPC ..... D3/294; D7/629, 602, 601, 541, 538, D7/505; 220/780; 206/459.2, 521.1; D9/425, 456

CPC .... B65D 43/0218; B65B 7/2842; A45C 11/20  
See application file for complete search history.

FIG. 1 is a perspective view of a lunch box showing my new design;  
FIG. 2 is another perspective view thereof;  
FIG. 3 is a front elevational view thereof;  
FIG. 4 is a rear elevational view thereof;  
FIG. 5 is a left side elevational view thereof;  
FIG. 6 is a right side elevational view thereof;  
FIG. 7 is a top plan view thereof;  
FIG. 8 is a bottom plan view thereof; and,  
FIG. 9 is a perspective view of the lunch box where the lunch box is in a configuration of use.  
The broken lines in the drawings depict portions of the lunch box that form no part of the claimed design.

(56) **References Cited**

**U.S. PATENT DOCUMENTS**

3,484,035 A \* 12/1969 Swett ..... B65D 43/0218  
206/521.1  
D308,941 S \* 7/1990 Kong ..... D7/505  
D479,955 S \* 9/2003 Samartgis  
D516,384 S \* 3/2006 Neuhaus ..... D7/609  
D609,056 S \* 2/2010 Pierce ..... D7/541  
D615,821 S \* 5/2010 Stamper ..... D7/541

**1 Claim, 9 Drawing Sheets**

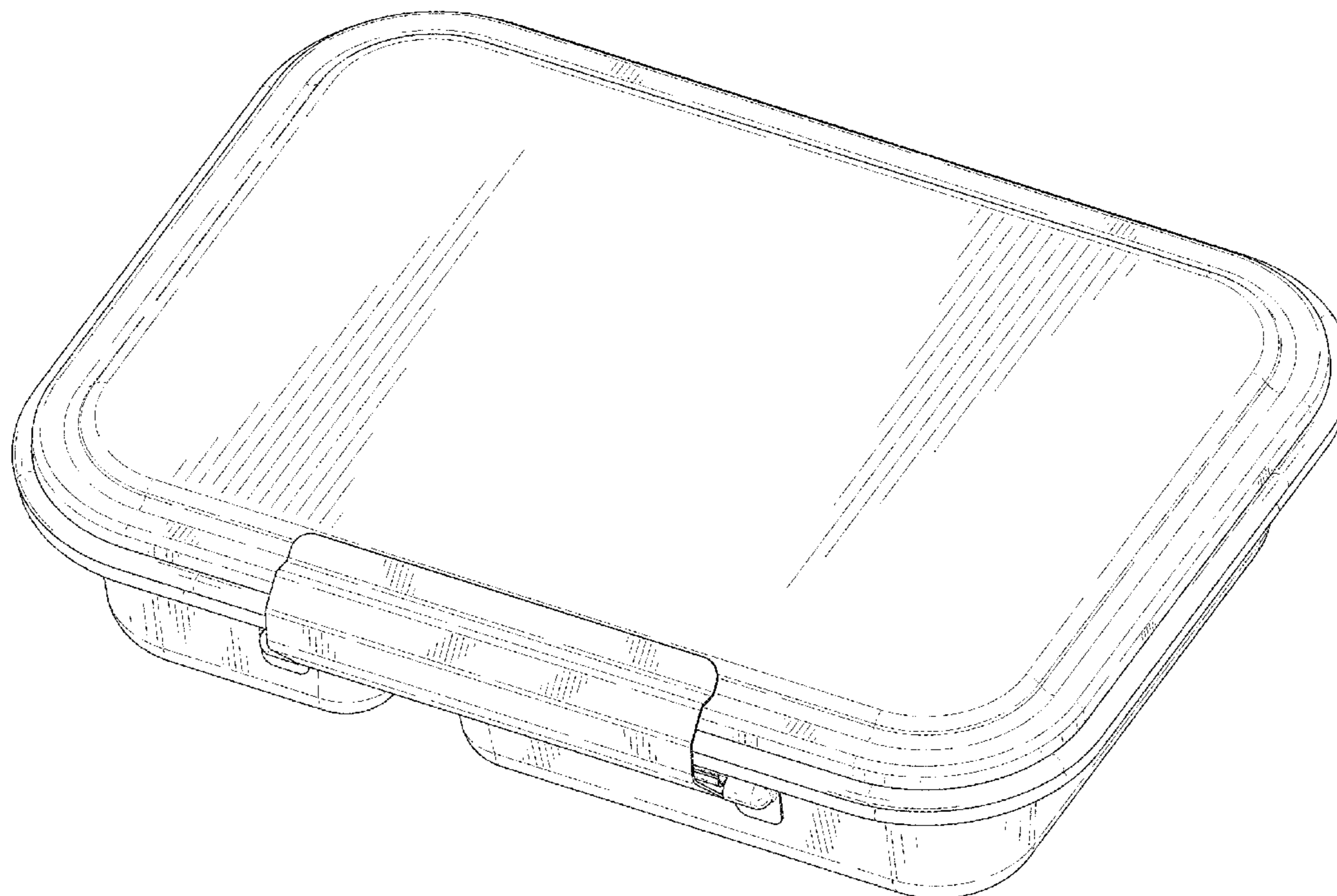




FIG. 1

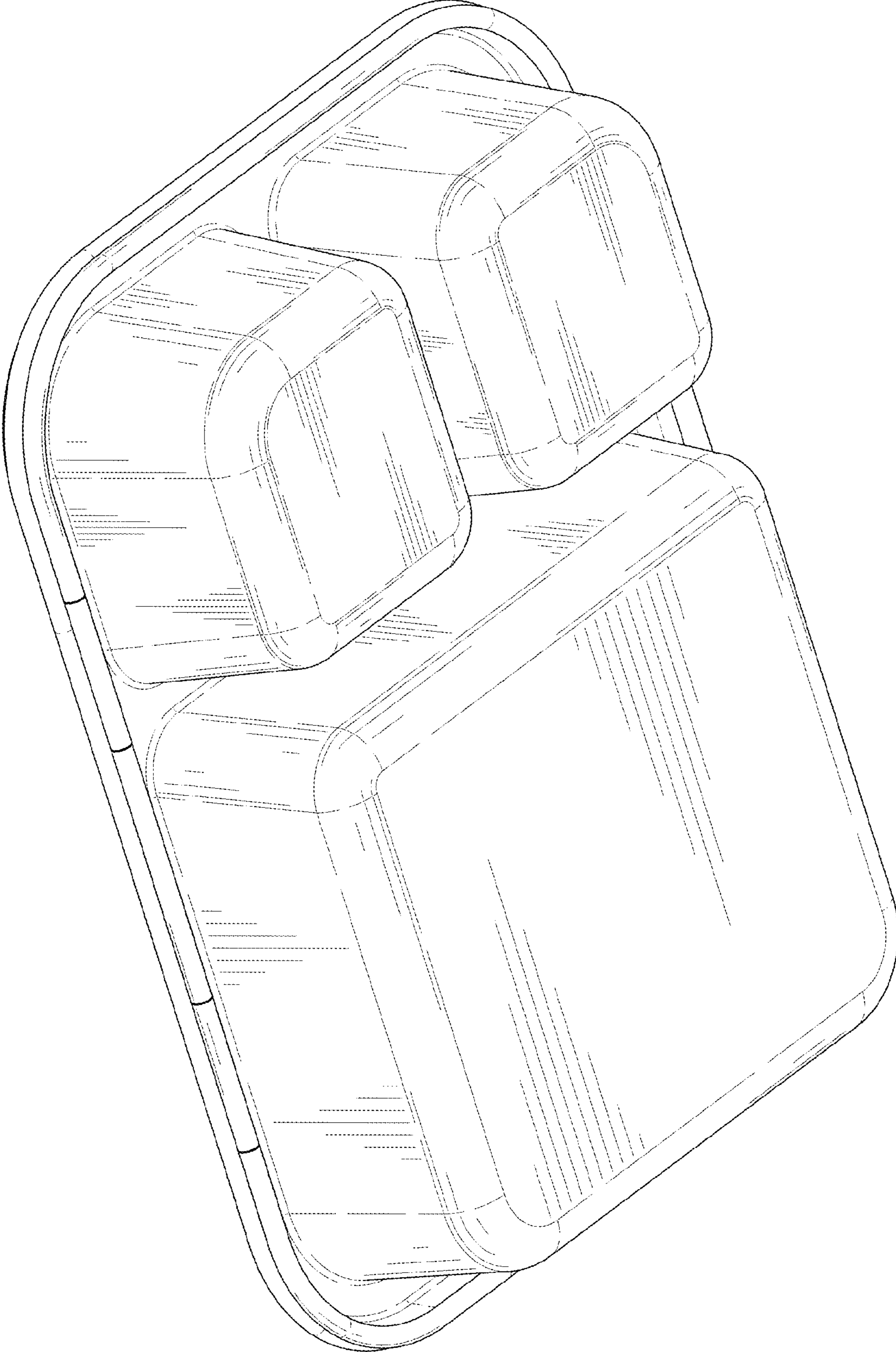


FIG. 2

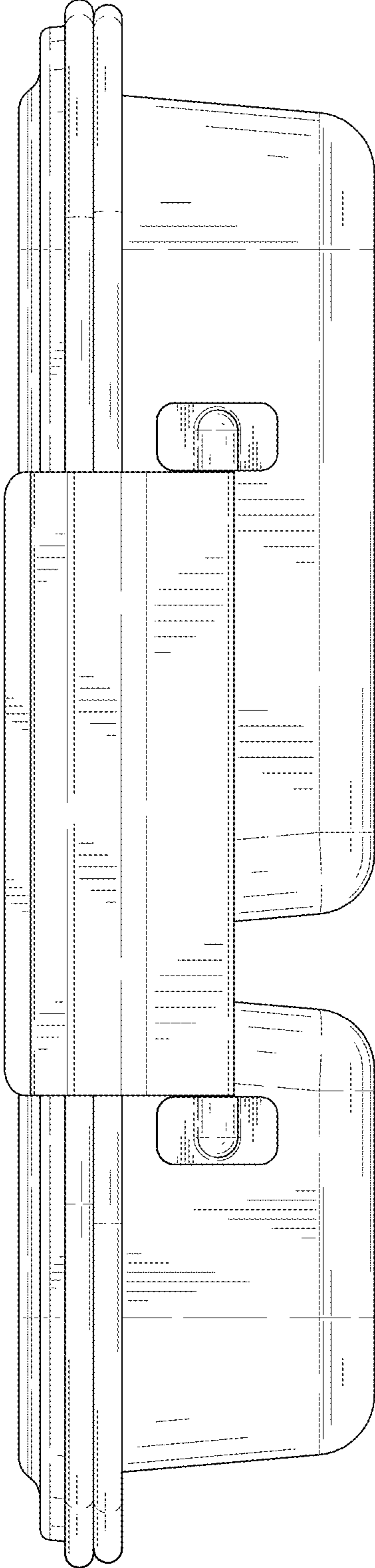


FIG. 3

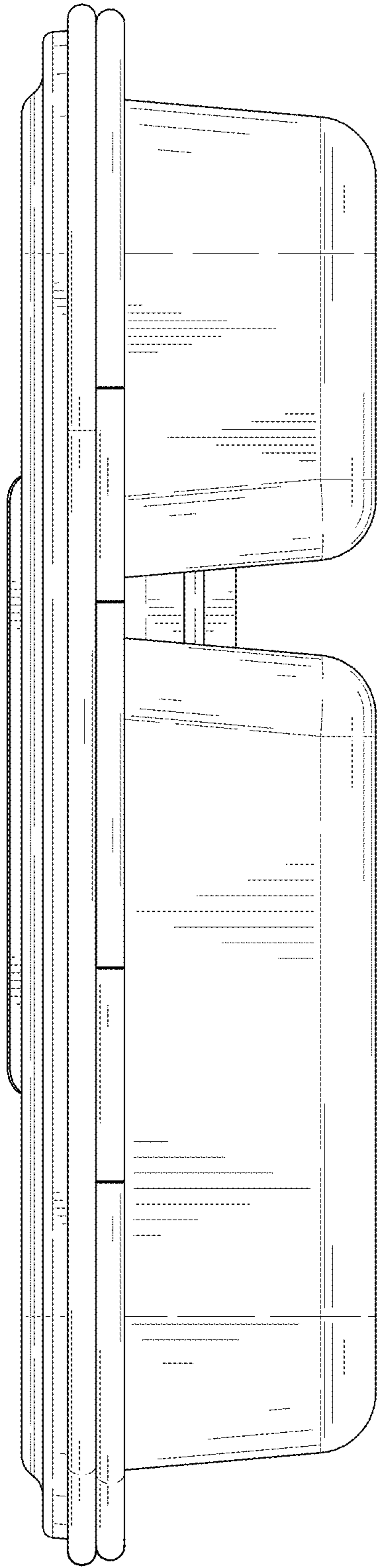


FIG. 4

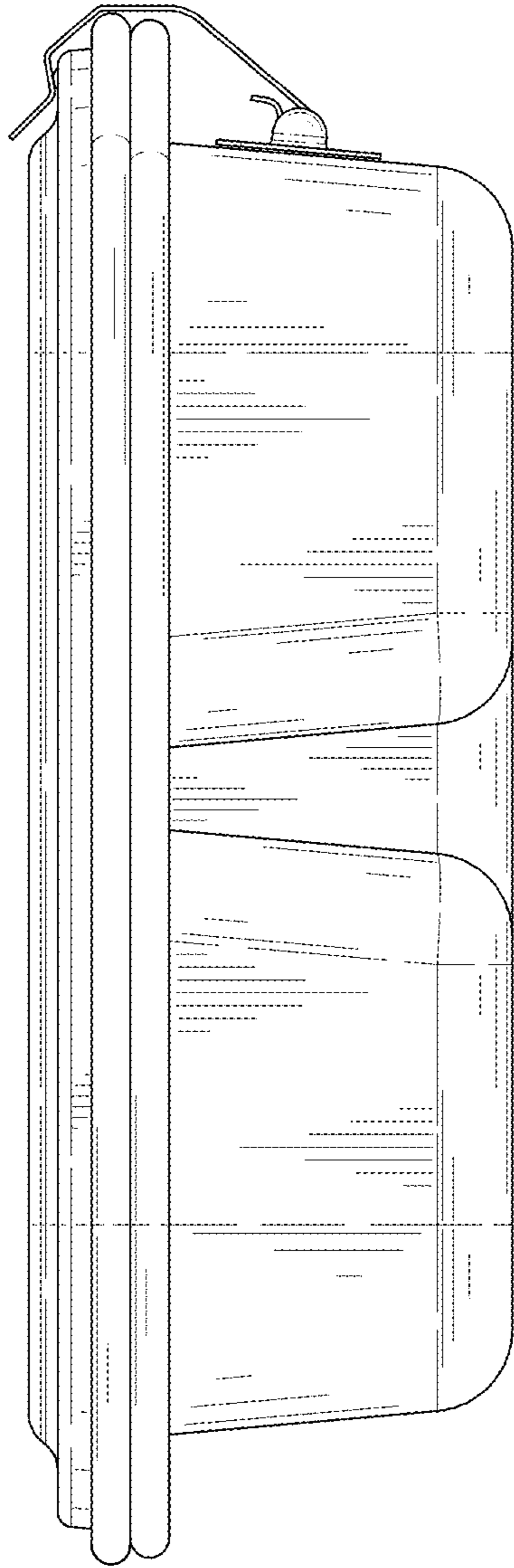


FIG. 5




FIG. 6




FIG. 7



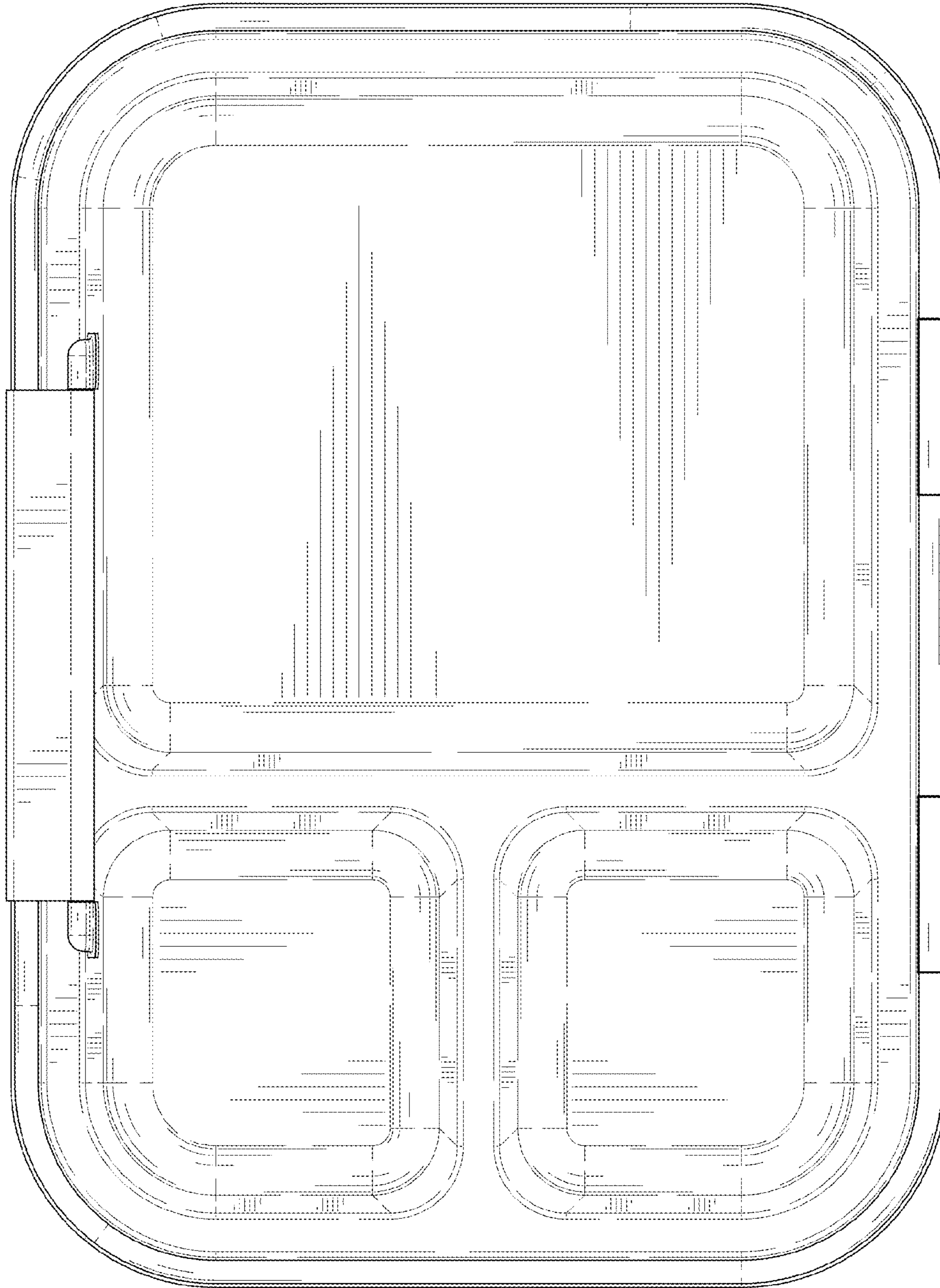


FIG. 8



FIG. 9