



US00D964804S

(12) **United States Design Patent**
Wang

(10) **Patent No.:** **US D964,804 S**

(45) **Date of Patent:** **** Sep. 27, 2022**

(54) **CIGAR WHISKEY GLASS**

(71) Applicant: **Qihong Wang**, Xiamen (CN)

(72) Inventor: **Qihong Wang**, Xiamen (CN)

(**) Term: **15 Years**

(21) Appl. No.: **29/786,319**

(22) Filed: **May 31, 2021**

(51) **LOC (13) Cl.** **07-01**

(52) **U.S. Cl.**
USPC **D7/507**; D7/532

(58) **Field of Classification Search**
USPC D7/507, 510, 511, 523, 531, 532, 392.1,
D7/396.2; D9/517, 531; D3/202;
D27/174, 176, 187
CPC A47J 41/0077; A47J 41/02; B65D 47/066;
A47G 19/2288; A47G 19/22
See application file for complete search history.

(56) **References Cited**

U.S. PATENT DOCUMENTS

D403,804 S	1/1999	Silkaitis	
D417,819 S	* 12/1999	Kelly-Pollet D7/532
D654,318 S	2/2012	O'Neill	
D736,454 S	8/2015	Audibert	
D800,500 S	* 10/2017	Bricker D7/532
D819,883 S	* 6/2018	Shotwell D27/118
D819,884 S	* 6/2018	Shotwell D27/135
D846,184 S	* 4/2019	Shotwell D27/118
D846,185 S	* 4/2019	Shotwell D27/118
D846,947 S	4/2019	Godinger	
D875,474 S	* 2/2020	Deutsch D7/532
D876,005 S	* 2/2020	Shotwell D27/118
D888,500 S	6/2020	Glerum	
D899,861 S	10/2020	Lefkowitz	

D901,759 S	* 11/2020	Dinkins D27/102
D938,782 S	* 12/2021	Godinger D7/523
D939,283 S	* 12/2021	Godinger D7/523
D939,284 S	* 12/2021	Godinger D7/523
2018/0125275 A1	* 5/2018	Loeb A47G 23/03
2018/0140006 A1	* 5/2018	Shotwell A47G 19/22

OTHER PUBLICATIONS

https://www.amazon.com/Whiskey-Glasses-Chilling-Birthday-Boyfriend/dp/B0942ZWW22/ref=sr_1_38?crd=1SCPB4RLDI31I&keywords=square+cigar+glass&qid=1644452462&srefix=square+cigar+glass%2Caps%2C141&sr=8-38 (Year: 2021).*

* cited by examiner

Primary Examiner — Jae Liang
(74) *Attorney, Agent, or Firm* — Xiaofang Zhong; Law Office of Xiaofang Zhong, PLLC


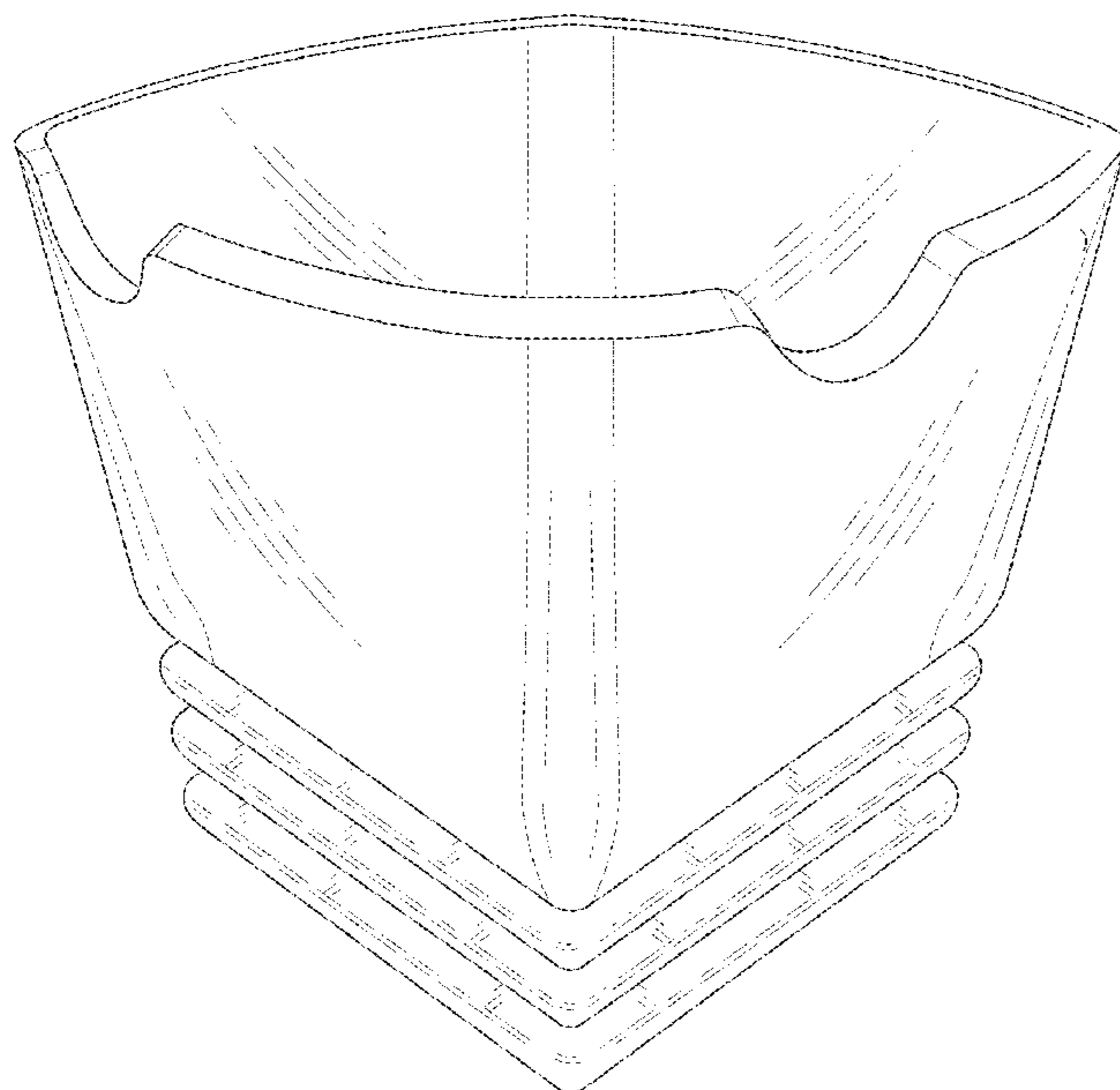
(57) **CLAIM**

The ornamental design for a cigar whiskey glass, as shown and described.

DESCRIPTION

FIG. 1 is a perspective view of a cigar whiskey glass showing my new design;
FIG. 2 is a front elevational view thereof;
FIG. 3 is a back elevational view thereof;
FIG. 4 is a right-side elevational view thereof;
FIG. 5 is a left-side elevational view thereof;
FIG. 6 is a top plan view thereof; and,
FIG. 7 is a bottom plan view thereof.

1 Claim, 7 Drawing Sheets



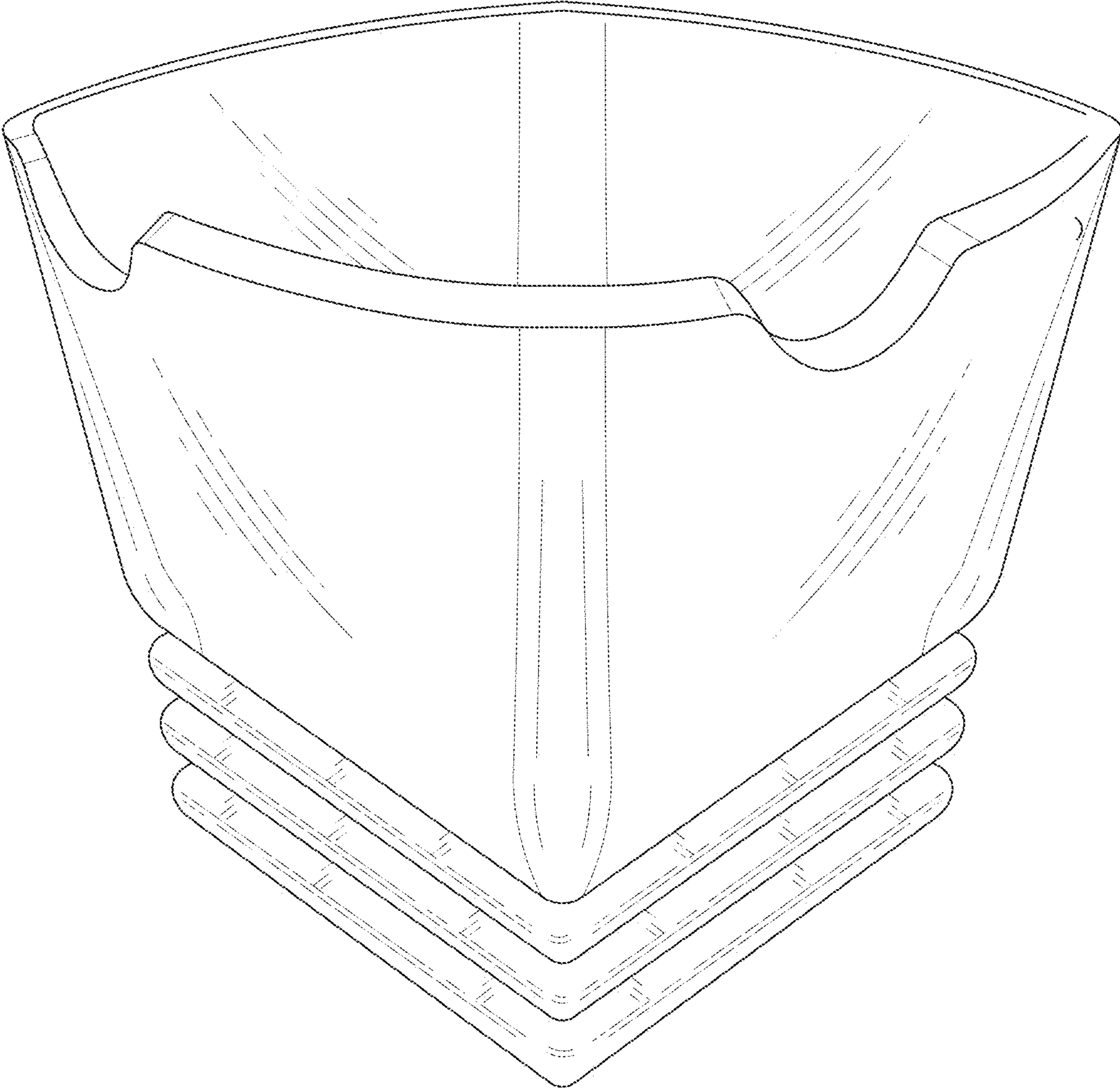


FIG. 1

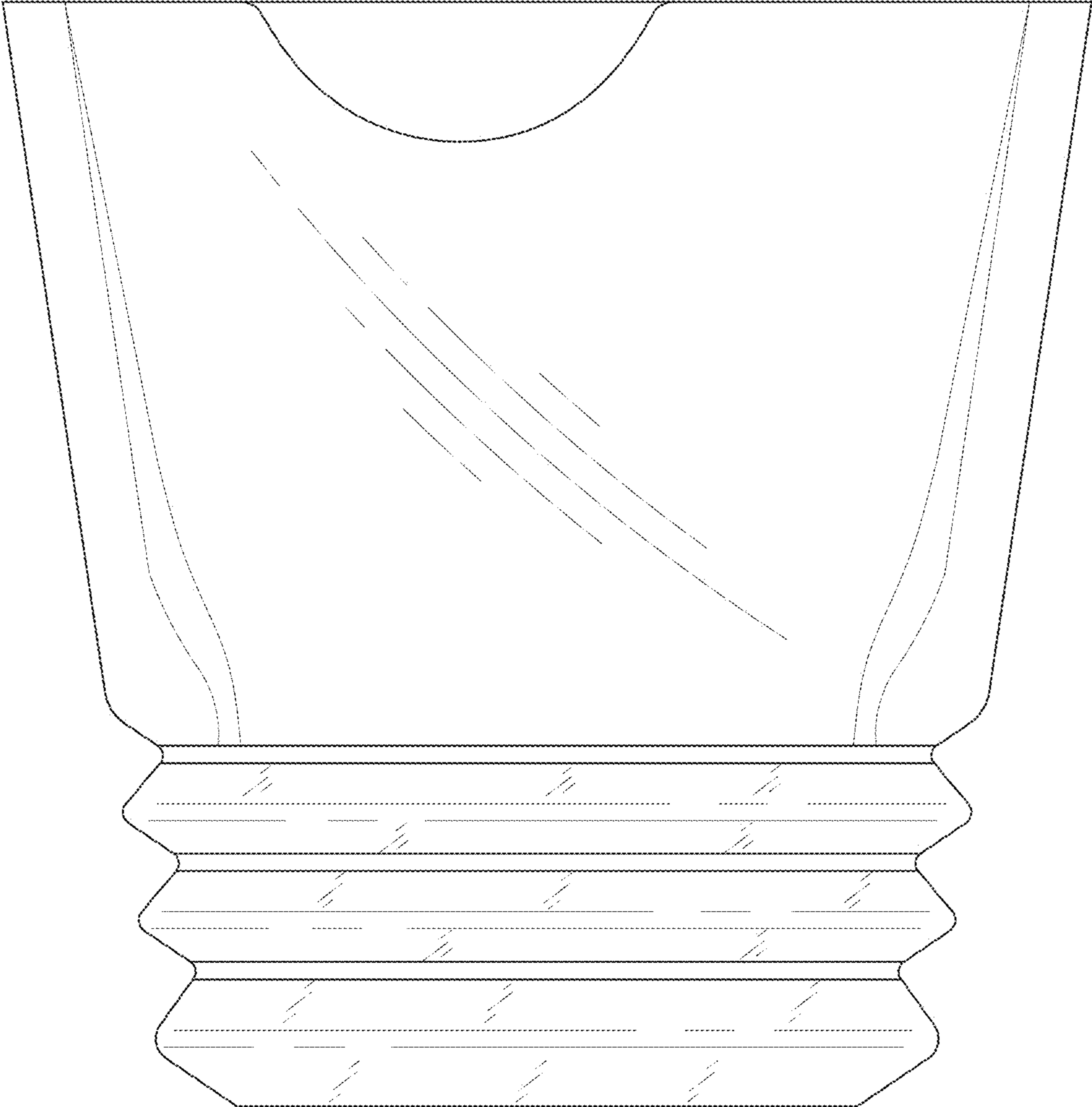


FIG. 2

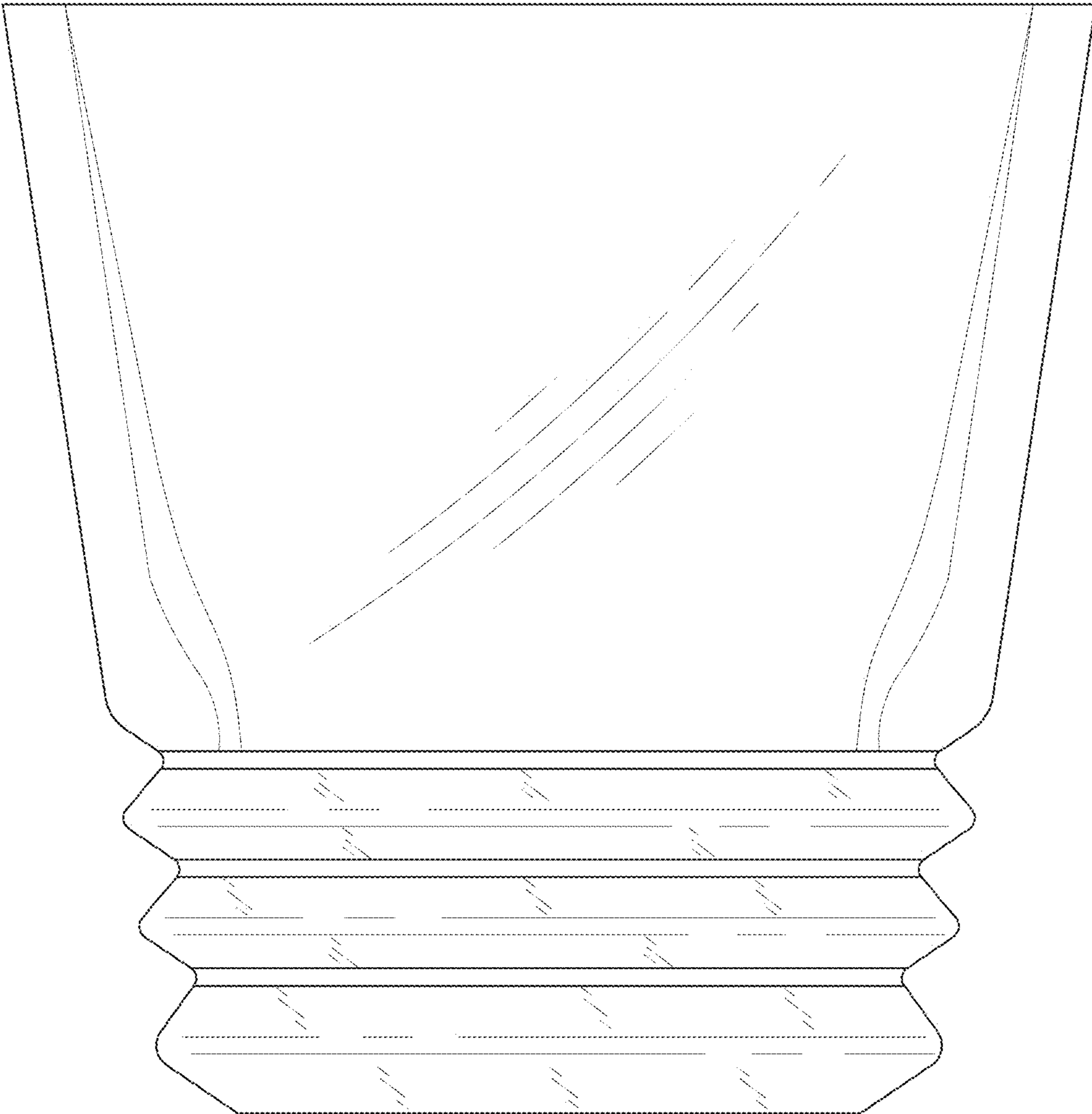


FIG. 3

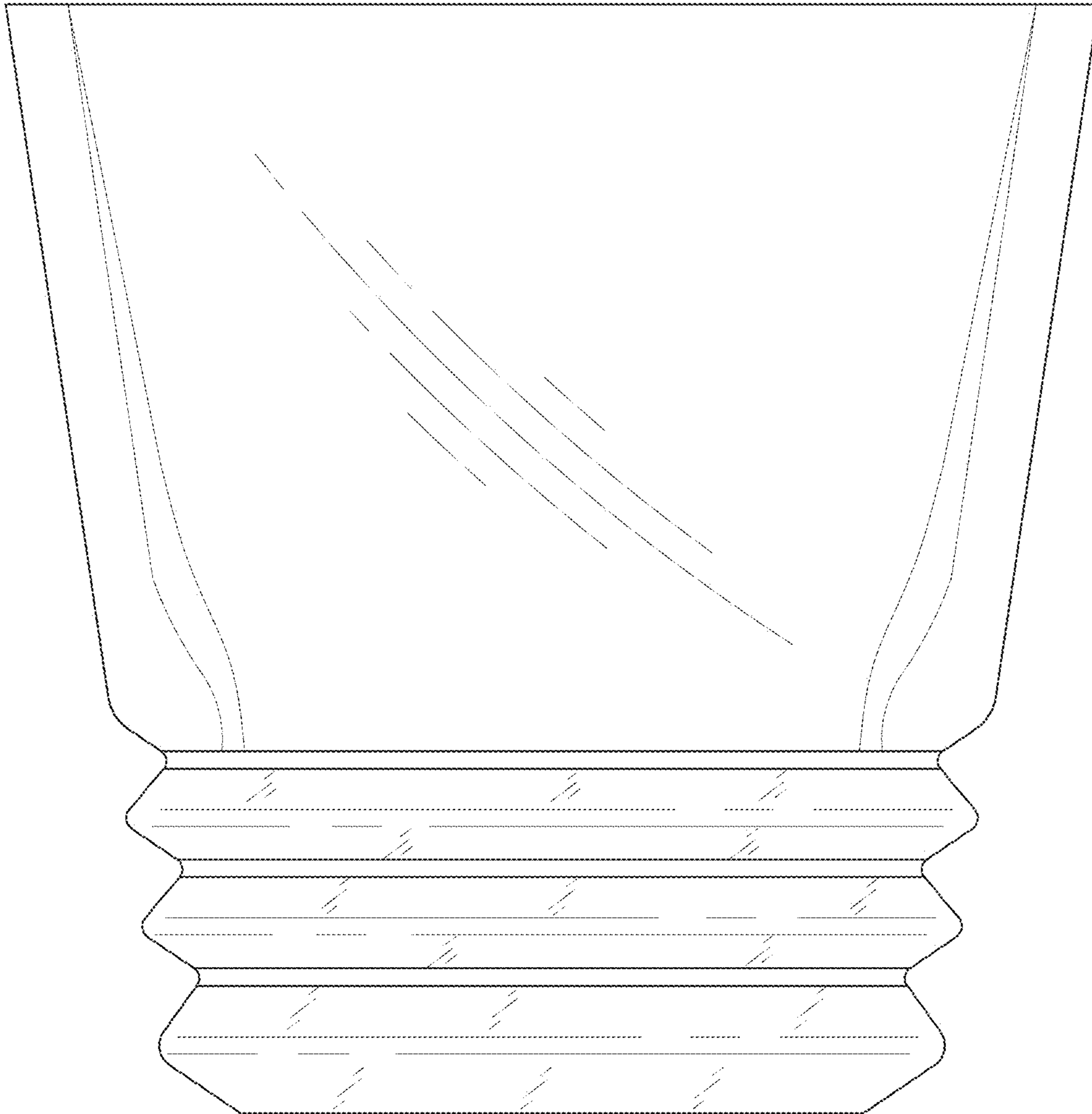


FIG. 4




FIG. 5

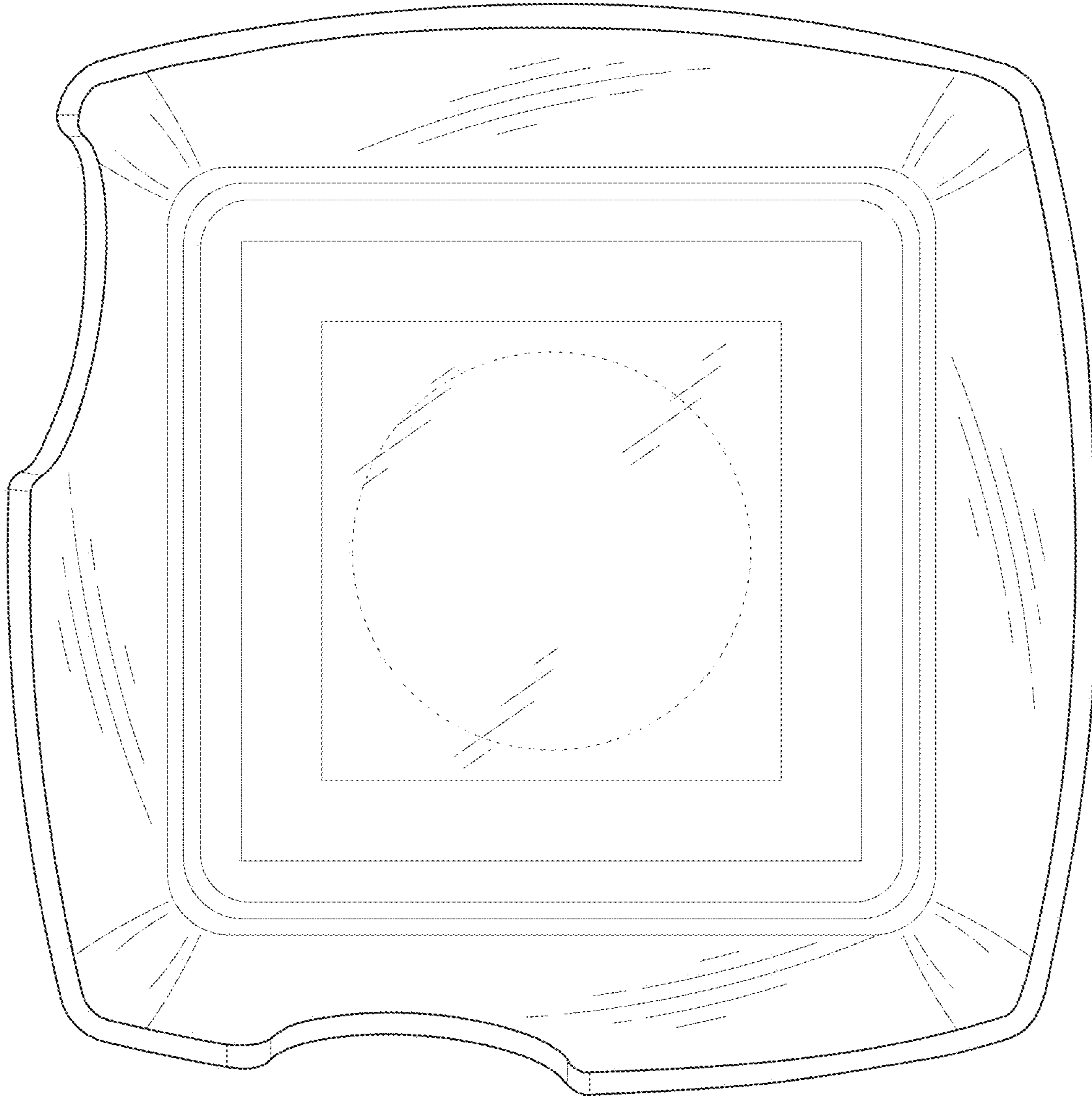


FIG. 6

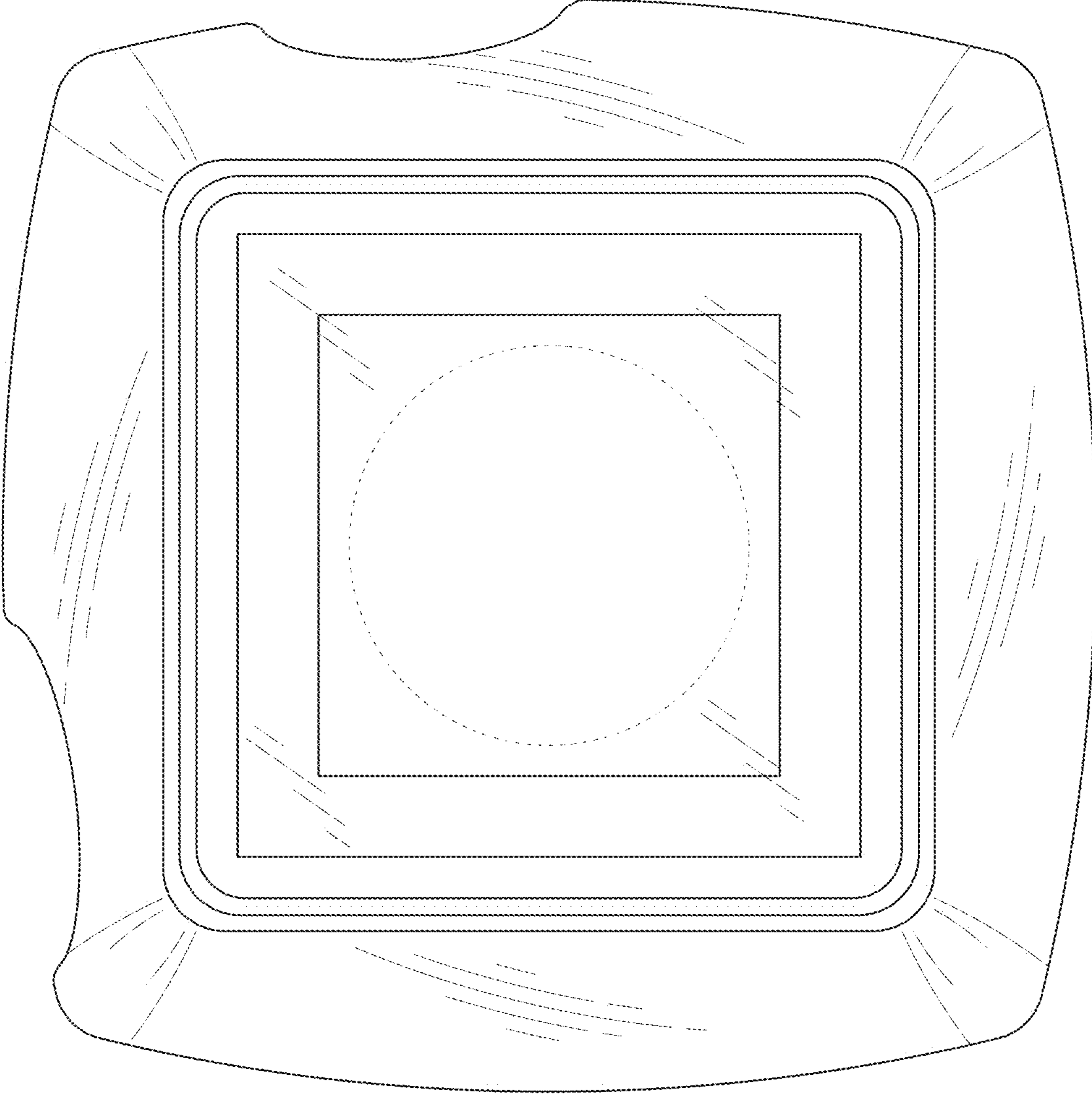


FIG. 7