



US00D964792S

(12) **United States Design Patent**
Liu

(10) **Patent No.:** **US D964,792 S**

(45) **Date of Patent:** **** Sep. 27, 2022**

(54) **TABLE**

(71) Applicant: **Ming Liu**, Dongguan (CN)

(72) Inventor: **Ming Liu**, Dongguan (CN)

(**) Term: **15 Years**

(21) Appl. No.: **29/805,171**

(22) Filed: **Aug. 25, 2021**

(51) **LOC (13) Cl.** **06-03**

(52) **U.S. Cl.**
USPC **D6/692.3**

(58) **Field of Classification Search**
USPC D6/349, 685, 686, 692, 692.1-692.6;
D7/558

CPC A47B 7/00; A47B 13/00; A47B 13/02;
A47B 13/023; A47B 13/04; A47B 13/06;
A47B 13/08; A47B 13/12; A47B 17/00;
A47B 21/00; A47B 2200/0001; A47B
2200/0011; A47B 2200/002

See application file for complete search history.

(56) **References Cited**

U.S. PATENT DOCUMENTS

D446,054 S * 8/2001 Jeup D6/692.3
D477,936 S * 8/2003 Berry D6/692.3

D502,618 S * 3/2005 O'Hare D6/692.3
D549,012 S * 8/2007 Edison D6/692.3
D573,375 S * 7/2008 Kreiss D6/692.3
D856,047 S 8/2019 Graham
D917,213 S 4/2021 Li

* cited by examiner

Primary Examiner — Mary Ann Calabrese

(74) *Attorney, Agent, or Firm* — Jeenam Park

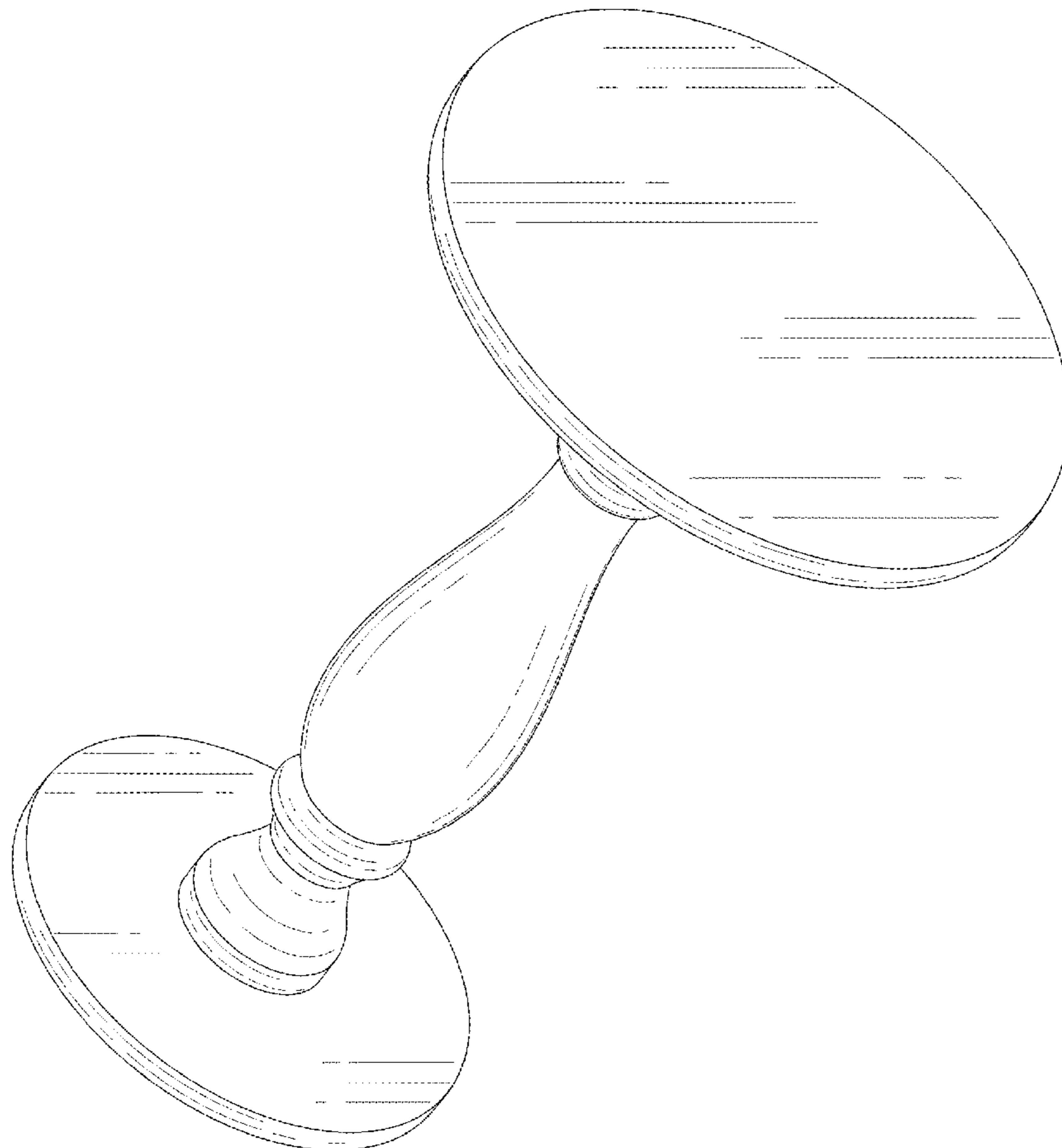
(57) **CLAIM**

The ornamental design for a table, as shown and described.

DESCRIPTION

FIG. 1 is a top perspective view of a table, showing my new design;
FIG. 2 is a bottom perspective view thereof;
FIG. 3 is a front view thereof;
FIG. 4 is a rear view thereof;
FIG. 5 is a left side view thereof;
FIG. 6 is a right side view thereof;
FIG. 7 is a top plan view thereof; and,
FIG. 8 is a bottom plan view thereof.

1 Claim, 8 Drawing Sheets






FIG. 1

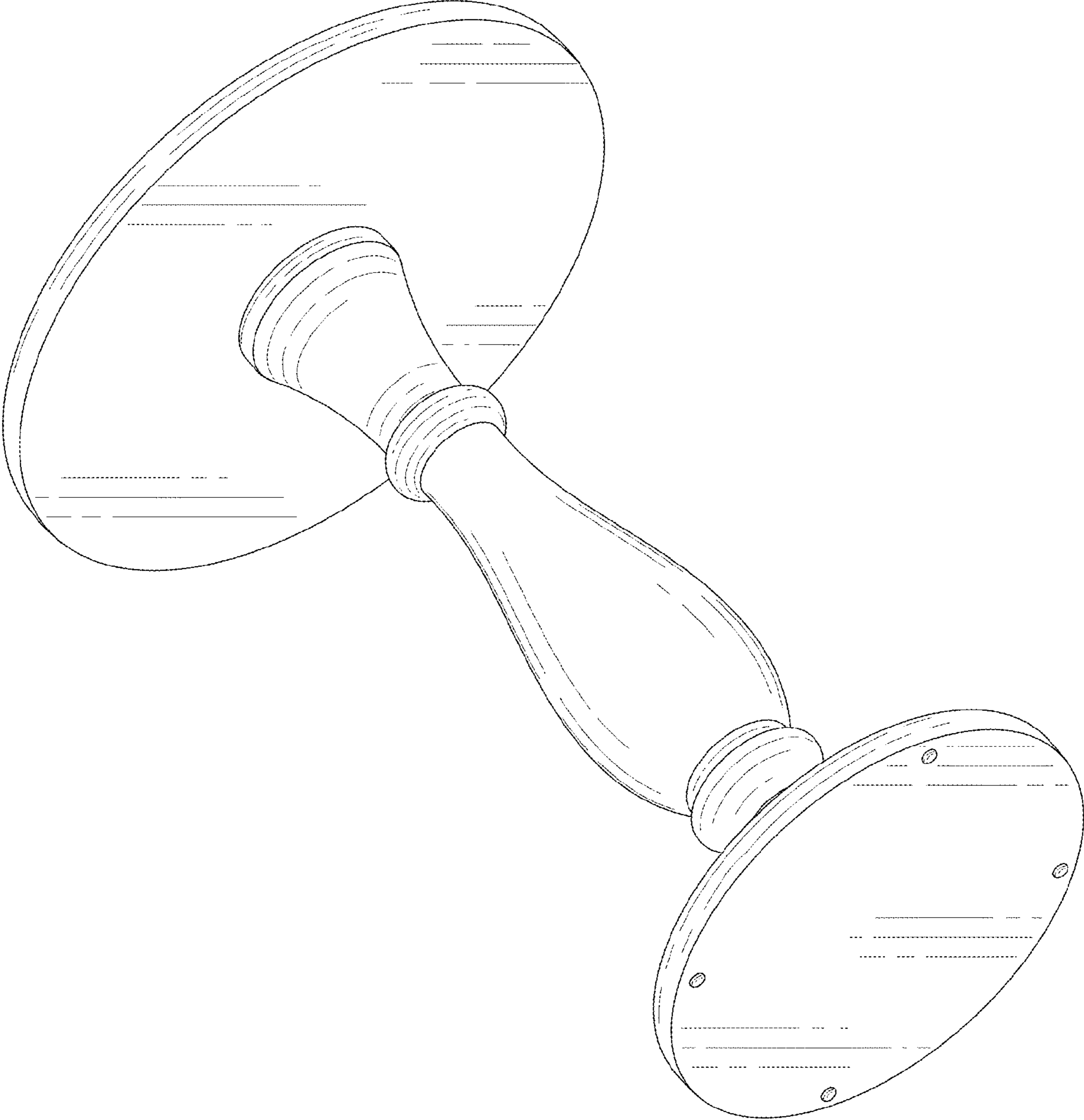


FIG. 2




FIG. 3




FIG. 4




FIG. 5




FIG. 6




FIG. 7

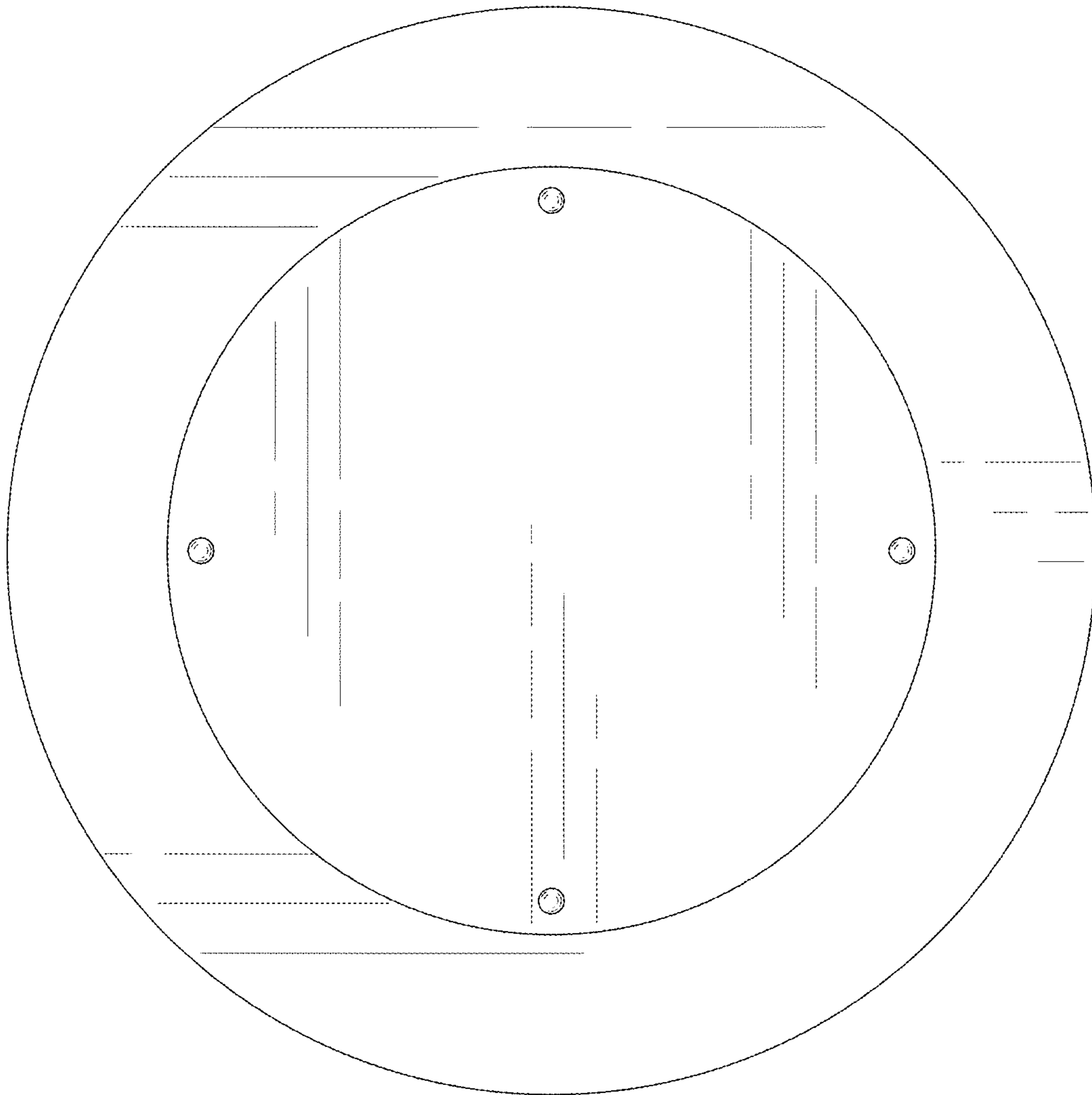


FIG. 8